

# 前 言

本零件目录对 SD32 推土机的零件进行了综合编制。

发动机所属零件，详见发动机零件目录。

因产品改进所增减的零件，不再另行通知，请用户谅解。

## FOREWORD

In this Parts Book are listed parts of bulldozer SD32 as common part and special.

With regard to parts of engine see "Parts Book of Engine."

Due to continuous research and improvement, some parts may be changed without notice. Please consult your SHANTUI distributor for items you may require.





# 目 录

## CONTENTS

图 号 页 数  
FIG.NO. Pages

### 1. 发动机关联部件

#### ENGINE RELATED PARTS

发动机安装 ENGINE MOUNTING	101	2~3
分动箱 DIVIDING CASE	102	4~7
排气管及消音器 EXHAUST PIPE AND MUFFLER	103	8~9
飞轮壳总成 FLYWHEEL HOUSING ASS' Y	104	10~11
出力装置 POWER TAKE OFF	105	12~15
出力装置润滑油管 P. T. O LUBRICATING OIL PIPING	106	16~17
前支架 FRONT SUPPORT	107	18
风扇 FAN	108	19
空气滤清器及罩 AIR CLEANER AND CAP	109	20~23
燃油操纵杆 FUEL CONTROL LEVER	110	24~25
燃油操纵连杆机构 FUEL CONTROL LINKAGE	111	26~27
减速器踏板 DECELAERATOR PEDAL	112	28~31
散热器 RADIATOR	113	32~37
散热器风扇防护网罩 RADIATOR FAN GUARD AND NET	114	38~41
机油冷却器 OIL COOLER	115	42~43
燃油箱 FUEL TANK	116	44~45
燃油管路 FUEL PIPING	117	46~47
电气系统(1/2) ELECTRICAL SYSTEM	118	48~49
电气系统(2/2) ELECTRICAL SYSTEM	119	50~51
仪表箱 INSTRUMENT BOX	120	52~53
继电器与保险丝盒 RELAY AND FUEL BOX	121	54~55
蓄电池与电池继电器 BATTERY AND RELAY SWITCH	122	56~57

## 2. 变矩器及传动机构

### TORQUE CONVERTOR AND TRANSMISSION

万向节 UNIVERSAL JOINT .....	201	60~61
变矩器外壳及调节阀 TORQUE CONVERTER HOUSING AND REGULATOR VALVE.....	202	62~67
涡轮轴及导轮 TURBINE SHAFT AND STATOR .....	203	68~71
变速箱壳 TRANSMISSION CASE .....	204	72~73
变速箱齿轮与轴(1/2) TRANSMISSION GEAR AND SHAFT .....	205	74~79
变速箱齿轮与轴(2/2) TRANSMISSION GEAR AND SHAFT .....	206	80~85
增速箱 TRANSFER CASE .....	207	86~89
变速控制阀 TRANSMISSION CONTROL VALVE .....	208	90~95
盖与阀控制杆 COVER AND VALVE CONTROL LEVER .....	209	96~99
润滑阀 LUBRICATING VALVE .....	210	100~101
变速操纵杆(1/2) TRANSMISSION CONTROL LEVER .....	211	102~105
变速操纵杆(2/2) TRANSMISSION CONTROL LEVER .....	212	106~109
变速油泵 TRANSMISSION PUMP .....	213	110~111
精滤器 TRANSMISSION OIL FILTER.....	214	112~113
液力变矩器管路系统 TORQUE CONVERTER PIPING.....	215	114~117
变速箱管路系统 TORQFLOW TRANSMISSION PIPING .....	216	118~121

## 3. 转向装置及终传动

### STEERING EQUIPMENT AND FINAL DRIVE

后桥箱及主机架 STEERING CASE AND MAIN FRAME .....	301	124~125
加油器及油尺 OIL FILTER AND LEVEL GAUGE .....	302	126~127
伞齿轮及轴 BEVEL GEAR AND SHAFT .....	303	128~129
转向离合器 STEERING CLUTCH .....	304	130~131
制动带和联动装置 BRAKE BAND AND LINKAGE .....	305	132~135
制动助力器 BRAKE BOOSTER .....	306	136~139
转向控制杆 STEERING CONTROL LEVER .....	307	140~143
制动踏板 BRAKE PEDAL .....	308	144~145
制动连杆 BRAKE LINKAGE .....	309	146~149

图号 页数  
FIG.NO. Pages

停车锁杆 PARKING BRAKE LEVER .....	310	150~153
转向油泵 STEERING PUMP .....	311	154~155
粗滤器总成 STRAINER ASS' Y .....	312	156~157
转向控制阀 STEERING CONTROL VALVE .....	313	158~161
安全阀 SAFETY VALVE .....	314	162~163
制动器管路系统 BRAKE PIPING SYSTEM .....	315	164~167
转向管路系统 (1/2) STEERING OIL PIPING SYSTEM .....	316	168~171
转向管路系统 (2/2) STEERING OIL PIPING SYSTEM .....	317	172~173
终传动箱 FINAL DRIVE CASE .....	318	174~177
终传动齿轮轴和链轮 FINAL DRIVE GEAR SHAFT AND SPROCKET .....	319	178~181

#### 4. 履带装置

##### TRACK EQUIPMENT

台车架 TRACK FRAME .....	401	184~187
涨紧装置 RECOIL SPRING .....	402	188~191
台车架盖 TRACK FRAME COVER .....	403	192~195
支重轮防护装置 TRACK ROLLER GUARD .....	404	196~197
引导轮 FRONT IDLER .....	405	198~201
支重轮 TRACK ROLLER .....	406	202~203
托轮 CARRIER ROLLER .....	407	204~205
履带(主销型)(标准) TRACK SHOE(MASTER PIN TYPE)(STD) .....	408	206~207

#### 5. 防护装置

##### GUARD EQUIPMENT

散热器防护装置 RADIATOR GUARD .....	501	210~211
发动机防护罩 ENGINE HOOD .....	502	212~213
翼板 FENDER .....	503	214~215
支撑架 SUPPORT .....	504	216~217
后盖 REAR COVER .....	505	218~221
地板 FLOOR PLATE .....	506	222~223
侧护罩 SIDE COVER .....	507	224~225
底护板 BOTTOM GUARD .....	508	226~227

司机座 OPERATOR' S SEAT .....	509	228~229
平衡梁 EQUALIZER BAR .....	510	230~231
油缸支架 CYLINDER STAY .....	511	232~233
牵引装置 DRAWBAR .....	512	234~235

## 6. 工作装置

### WORK EQUIPMENT

工作油泵总成 HYDRAULIC PUMP .....	601	238~239
液压油箱(1/2) HYDRAULIC TANK .....	602	240~243
液压油箱(2/2) HYDRAULIC TANK .....	603	244~245
铲刀提升机构及松土器控制阀(1/2) BLADE LIFT AND RIPPER CONTROL VALVE.....	604	246~247
铲刀提升机构及松土器控制阀(2/2) BLADE LIFT AND RIPPER CONTROL VALVE .....	605	248~251
铲刀倾斜控制阀 BLADE TILT CONTROL VALVE .....	606	252~253
铲刀提升油缸 BLADE LIFT CYLINDER.....	607	254~255
快速下降阀 QUICK DROP VALVE .....	608	256~257
铲刀倾斜油缸 BLADE TILT CYLINDER .....	609	258~261
液压管路总成(油箱到泵) HYDRAULIC PIPING (TANK TO PUMP) .....	610	262~263
液压管路系统(用于铲刀提升) (1/2) HYDRAULIC PIPING .....	611	264~267
液压管路系统(用于铲刀提升) (2/2) HYDRAULIC PIPING .....	612	268~271
液压管路系统(用于铲刀倾斜及松土器) HYDRAULIC PIPING .....	613	272~275
液压管路系统(用于铲刀倾斜) HYDRAULIC PIPING .....	614	276~277
铲刀提升机构伺服阀 BLADE LIFT SERVO VALVE .....	615	278~281
铲刀倾斜和松土器伺服阀 BLADE TILT AND RIPPER SERVO VALVE .....	616	282~285
伺服阀和阀座 SERVO VALVE AND VALVE SEAT .....	617	286~287
伺服阀管路系统(用于铲刀提升) SERVO VALVE PIPING(FOR BLADE LIFT) .....	618	288~291
工作装置操纵杆 WORK EQUIPMENT CONTROL LEVER.....	619	292~295
工作装置操纵联动机构 WORK EQUIPMENT CONTROL LINKAGE .....	620	296~299
工作装置倾斜及松土器控制联动机构 WORK EQUIPMENT LINKAGE .....	621	300~303
测压管路 TEST PRESSURE PIPE .....	622	304~305

## 7. 附属装置控制系统

### ATTACHMENT CONTROL SYSTEM

直倾铲 STRAIGHT TILT BLADE .....	701...308~309
直倾铲推杆 STRAIGHT TILT FRAME .....	702...310~313
角铲 ANGLE BLADE .....	703...314~315
弓形架 C-FRAME .....	704...316~317

## 8. 可选部件

### OPTIONAL PARTS

防翻滚装置支架 ROLL OVER PROTECTIVE STRUCTURE BRACKET .....	801...320~323
驾驶室 CAB .....	802...324~325
三齿松土器总成 TRIPLE-SHANK RIPPLER ASS' Y .....	803...326~329
松土器提升油缸 RIPPER LIFT CYLINDER .....	804...330~333
松土器倾斜油缸 RIPPER TILT CYLINDER .....	805...334~337
松土器选择阀 RIPPER SELECTOR VALVE .....	806...338~341
松土器管路总成 RIPPER PIPING ASS' Y .....	807...342~345
松土器油缸管路 RIPPER CYLINDER PIPING .....	808...346~349
单齿松土器总成 SINGLE SHANK RIPPER ASS' Y .....	809...350~351
松土器控制杆 RIPPER CONTROL LEVER .....	810...352~353

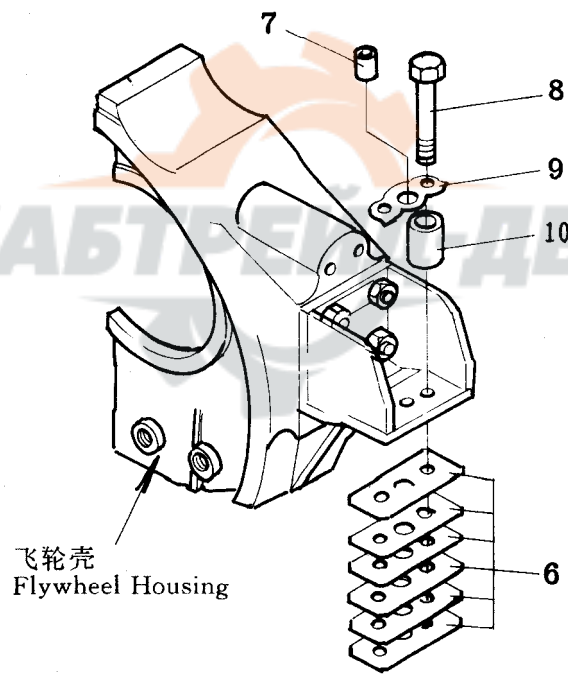
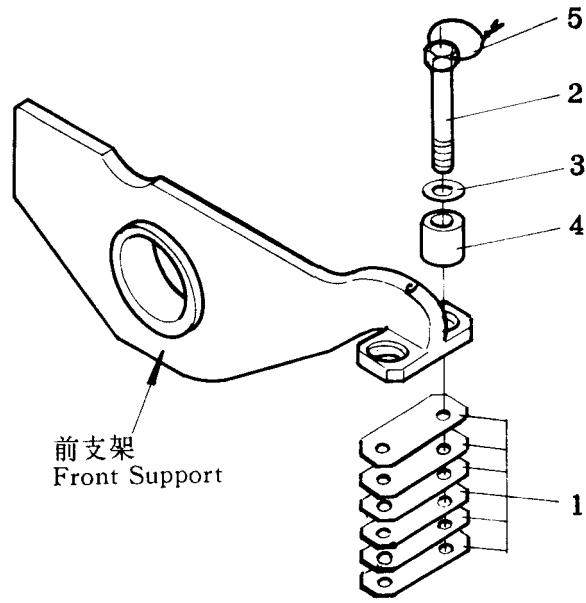
发动机关联部件  
ENGINE RELATED PARTS





第 101 图  
Fig. 101

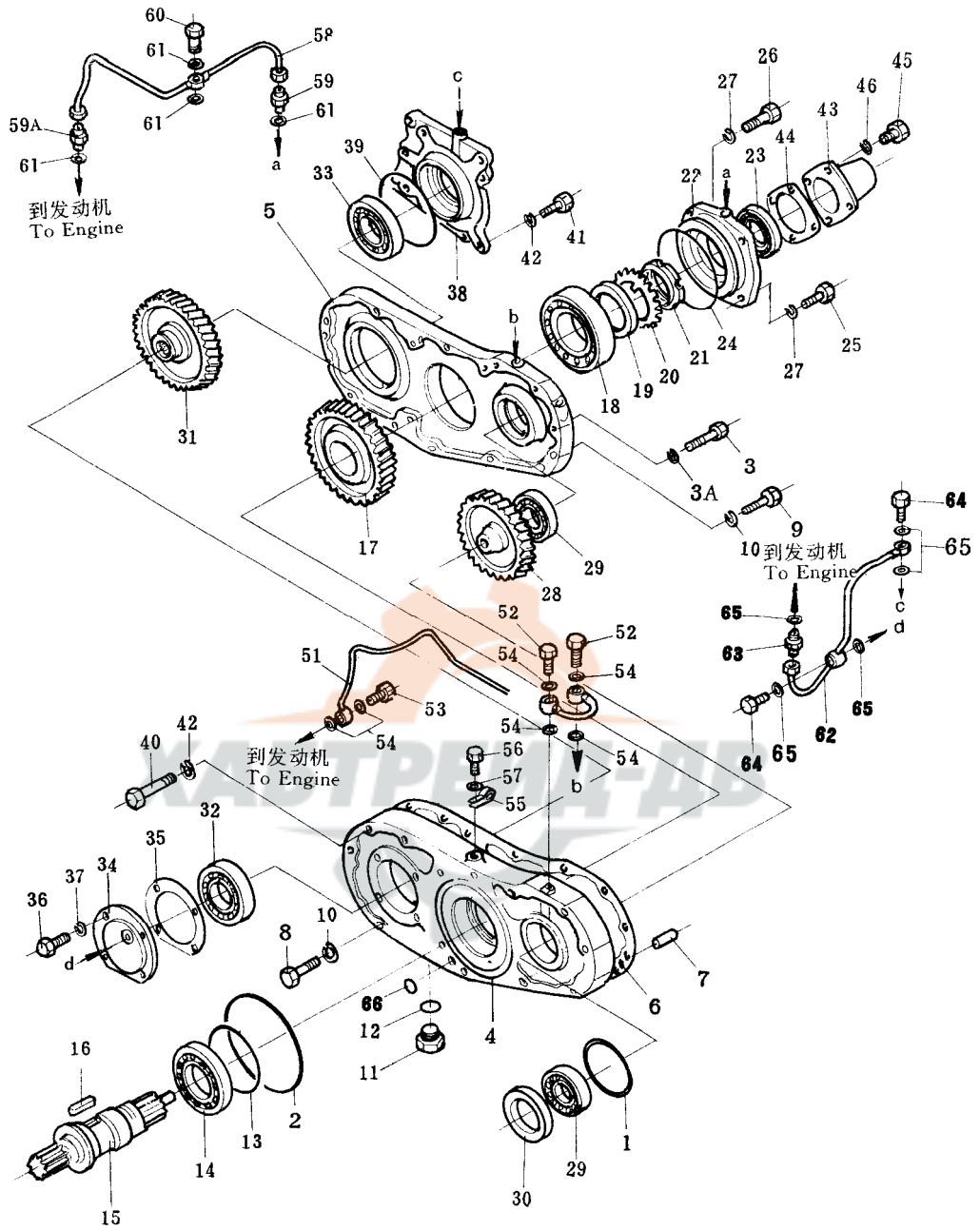
发动机安装  
ENGINE MOUNTING



发动机安装  
ENGINE MOUNTING

序号 Index No.	件号 Part No.	名称 Description	数量 Q'ty
1	175-01-00073	前部垫片组件 front shim ass'y	2
	☆	垫片 1.0mm(175-01-22150) shim 1.0mm	3
	☆	垫片 0.5mm(175-01-22160) shim 0.5mm	1
	☆	垫片 0.2mm(175-01-22170) shim 0.2mm	2
2	195-01-11240	螺栓 bolt	4
3	01643-32260	垫圈 washer	4
4	195-01-11190	隔环 spacer	4
5	195-01-15670	锁紧钢丝 wire, lock	2
6	175-01-00082	后部垫片组件 rear shim ass'y	2
	☆	垫片 1.0mm(175-01-21141) shim 1.0mm	3
	☆	垫片 0.5mm(175-01-21151) shim 0.5mm	1
	☆	垫片 0.2mm(175-01-21161) shim 0.2mm	2
7	198-01-11140	销 pin, dowel	2
8	01011-52230	螺栓 bolt	4
9	175-01-21173	止动垫片 shim, lock	2
10	195-01-11190	隔环 spacer	4

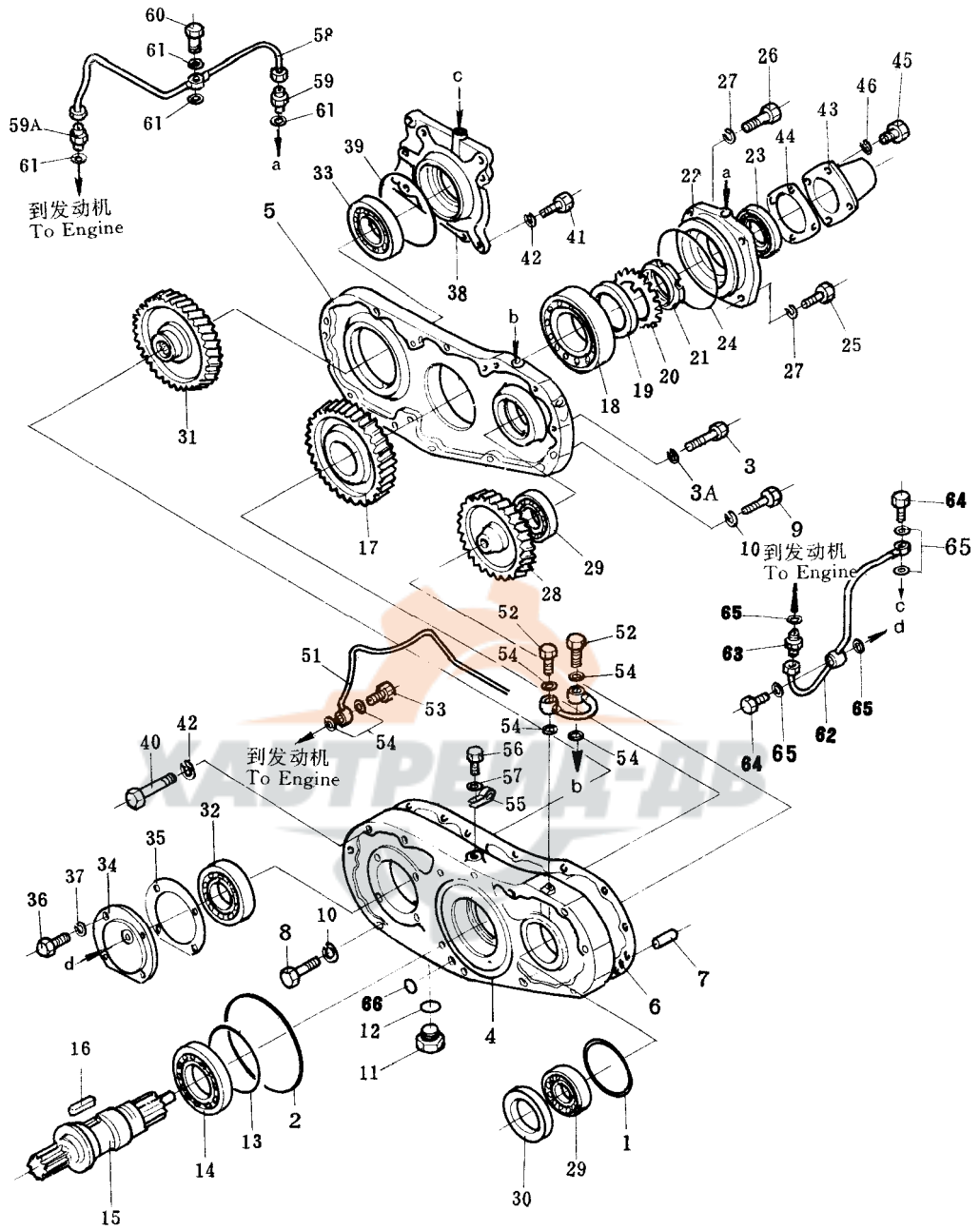
第 102 图 分动箱  
Fig.102 DIVIDING CASE



分动箱  
DIVIDING CASE

序号 Index No.	件号 Part No.	名称 Description	数量 Q'ty
1	07000-02105	O 型圈 O-ring	1
2	07000-05195	O 型圈 O-ring	1
3	01011-31205	螺栓 bolt	10
3A	01602-01236	垫圈 washer	10
	175-38-C1000	动力输出组件 power take off ass'y	1
4	154-01-12111	壳体 case	1
5	175-38-11110	壳体 case	1
6	154-01-12130	壳体垫片 gasket, case	1
7	04020-01204	定位销 pin, dowel	2
8	01010-51275	螺栓 bolt	2
9	01010-51250	螺栓 bolt	2
10	01602-01236	垫圈 washer	4
11	07044-12412	磁性螺塞 plug, magnetic	1
12	07002-02434	O 型圈 O-ring	1
13	150-21-22180	卡环 ring, snap	1
14	154-01-12280	轴承 bearing	1
15	154-01-12221	轴 shaft	1
16	04000-02050	键 key	2
17	154-01-12230	齿轮 gear	1
18	06040-06314	轴承 bearing	1
19	154-01-12240	隔套 collar	1
20	01658-16823	锁紧垫圈 washer, lock	1
21	01530-06814	螺母 nut	1
22	154-01-12250	盖 cover	1
23	07012-00060	油封 seal, oil	1
24	07000-05150	O 型圈 O-ring	1
25	01010-51230	螺栓 bolt	2
26	01010-51230	螺栓 bolt	2
27	01602-21236	垫圈 washer	4
28	154-01-12310	齿轮 gear	1
29	06040-06209	轴承 bearing	2
30	154-01-12320	环 ring	1
31	175-38-11120	齿轮 gear	1
32	06040-06212	轴承 bearing	1

第102图 分动箱  
Fig.102 DIVIDING CASE

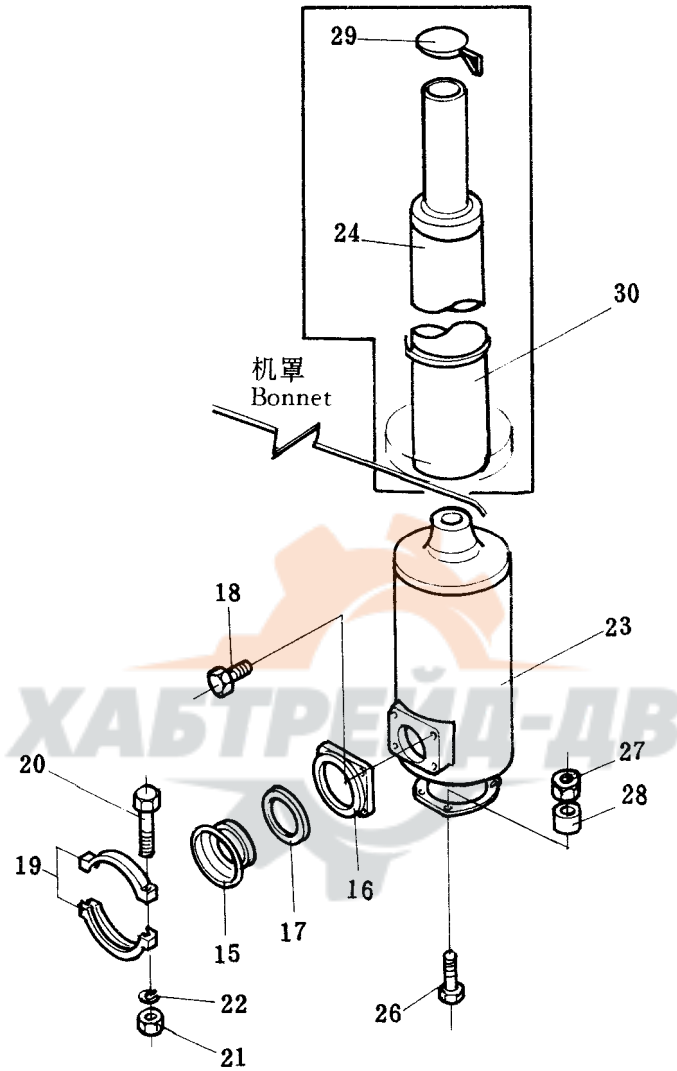


## 分动箱

### DIVIDING CASE

序号 Index No.	件号 Part No.	名称 Description	数量 Q'ty
33	06040-06312	轴承 bearing	1
34	154-01-12420	盖 cover	1
35	154-01-12430	衬垫 gasket	1
36	01010-51025	螺栓 bolt	4
37	01602-01030	弹簧垫圈 washer, spring	4
38	175-38-11130	壳体 cage	1
39	07000-05150	O型圈 O-ring	1
40	01011-51205	螺栓 bolt	3
41	01010-51255	螺栓 bolt	2
42	01602-21236	弹簧垫圈 washer, spring	5
43	154-01-12260	罩 cover	1
44	154-01-12270	衬垫 gasket	1
45	01010-51025	螺栓 bolt	4
46	01602-21030	弹簧垫圈 washer, spring	4
51	154-01-12530	管 tube	1
52	6600-01-3860	连接螺栓 bolt, joint	2
53	07206-10610	连接螺栓 bolt, joint	1
54	07005-01012	垫 gasket	6
55	08036-10614	卡箍 clip	1
56	01010-51220	螺栓 bolt	1
57	01602-21236	弹簧垫圈 washer, spring	1
58	154-01-12541	管 tube	1
59	154-01-12520	管接头 nipple	1
59A	07211-50610	管接头 nipple	1
60	6600-01-3860	螺栓 bolt	1
61	07005-01012	垫 gasket	4
62	154-01-12552	管 tube	1
63	07211-50610	管接头 nipple	1
64	6600-01-3860	螺栓 bolt	2
65	07005-01012	垫 gasket	5
66	07000-03030	O型圈 O-ring	1

第 103 图 排气管及消音器  
Fig.103 EXHAUST PIPE AND MUFFLER



排气管及消音器

EXHAUST PIPE AND MUFFLER

序号 Index No.	件号 Part No.	名称 Description	数量 Q'ty
15	6631-11-5820	管接头 joint	1
16	6693-12-5530	凸缘 flange	1
17	6112-13-5250	密封环 ring, seal	1
18	6128-11-5760	螺栓 bolt	4
19	6657-11-5590	箍带 band	2
20	01010-30870	螺栓 bolt	2
21	01580-20806	螺帽 nut	2
22	01602-00825	垫圈 washer	2
23	6710-13-5710	消音器 muffler	1
24	6710-13-5730	排气管 pipe, exhaust	1
26	01050-61265	螺栓 bolt	4
27	01582-01210	螺帽 nut	4
28	6678-51-9520	衬垫 spacer	4
29	6710-13-5780	防雨帽 cap, rain	1
30	6502-12-1722	V形连接器 V-connector	1

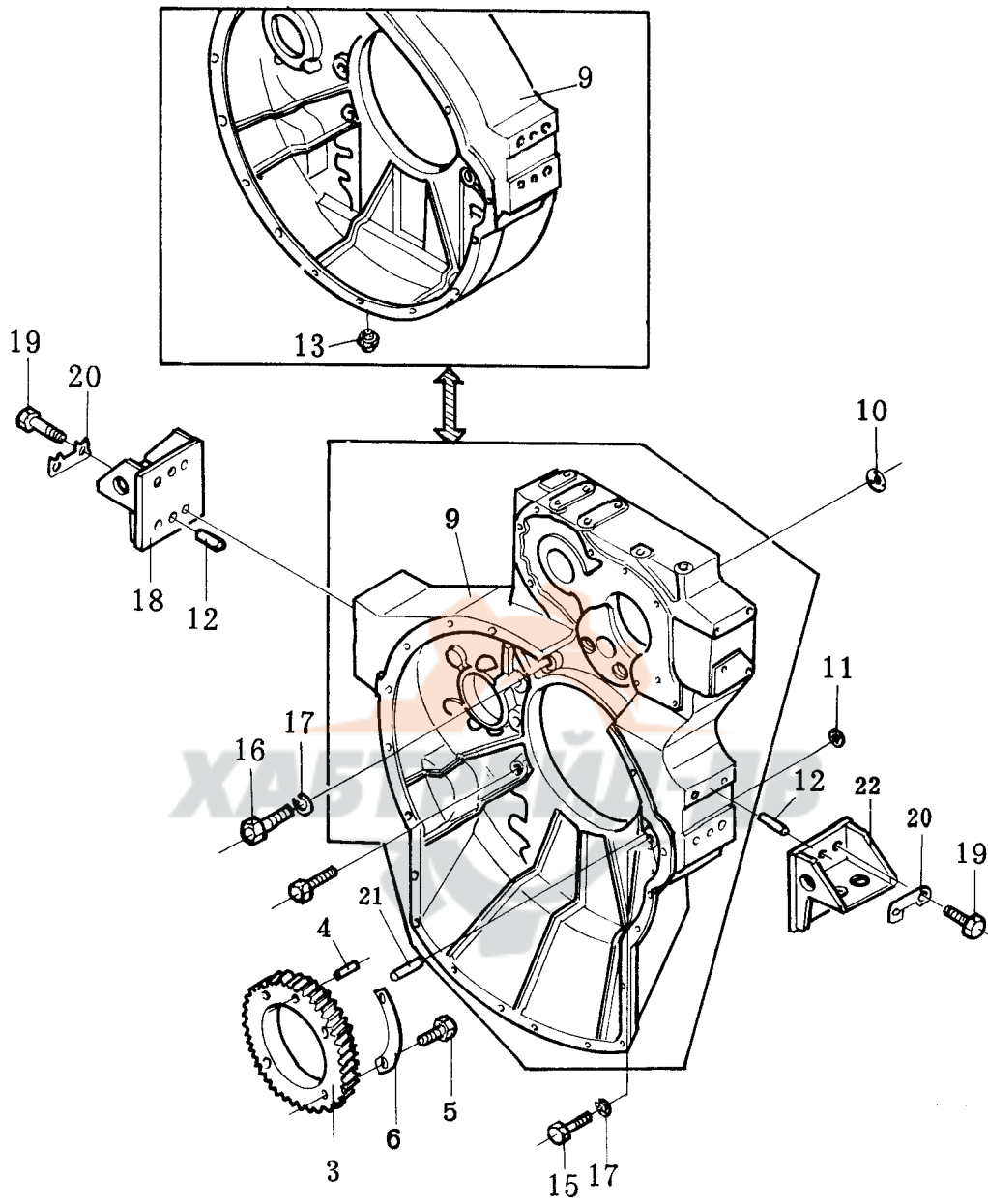


第 104 图

飞轮壳总成

Fig.104

FLYWHEEL HOUSING ASS'Y



飞轮壳总成  
FLYWHEEL HOUSING ASS'Y

序号 Index No.	件号 Part No.	名称 Description	数量 Q'ty
	6710-23-4000	飞轮罩总成 Flywheel housing ass'y	1
3	6623-31-1371	传动泵齿轮 gear, pump drive	1
4	6623-31-1390	定位销 pin, dowel	1
5	01010-31255	螺栓 bolt	4
6	6623-31-1380	锁板 plate, lock	2
9	6710-23-4110	飞轮罩 flywheel housing	1
10	07046-15520	膨胀塞 plug, expansion	1
11	07046-12016	膨胀塞 plug, expansion	4
12	04020-01434	定位销 pin, dowel	4
13	07042-00415	放泄塞 plug, drain	1
15	6710-23-4130	螺栓 bolt	5
16	6710-23-4120	螺栓 bolt	2
	6710-23-4140	螺栓 bolt	2
17	6600-01-2740	垫圈 washer	9
18	6691-23-4710	后支架（右） bracket, rear(R.H)	1
19	01010-31860	螺栓 bolt	8
20	6710-23-4730	锁板 plate, lock	4
21	6710-21-C010-1	飞轮壳与汽缸 pin, dowel, flywheel housing	1
	6710-21-C010-2	体的定位销 to cylinder block	1
22	6691-23-4720	后支架（左） bracket, rear(L.H)	1



出力装置  
POWER TAKE OFF

序号 Index No.	件号 Part No.	名称 Description	数量 Q'ty
1	6691-21-4310	惰轮轴 shaft, idler gear	1
2	01010-31435	螺栓 bolt	4
3	01602-01442	垫圈 washer	4
4	6691-21-4321	惰轮 gear, idler pump drive	1
5	06030-06310	径向球轴承 bearing, radial ball	2
6	6623-21-4330	衬垫 spacer	1
7	6623-21-4350	开口环 ring, snap	1
8	6623-21-4340	垫板 plate	1
9	01050-31230	螺栓 bolt	2
10	6623-21-4360	锁板 plate, lock	1
11	6691-21-4120	轴承罩 case, bearing	1
12	07000-03145	O型圈 O-ring	1
13	6691-21-4160	泵传动齿轮 gear, pump drive	1
14	6691-21-4170	泵传动轴 shaft, pump drive	1
15	04000-01850	键 key	1
16	06000-06214	径向球轴承 bearing, radial ball	2
17	6691-21-4190	定位环 ring, dowel	1
18	01658-26823	止动垫圈 washer, lock	1
19	01530-06814	螺帽 nut	1
20	6691-21-4130	衬垫 spacer	1
21	6691-21-4140	盖 cover	1
22	07000-03140	O型圈 O-ring	1
23	01010-31035	螺栓 bolt	5
24	01602-01030	垫圈 washer	5
25	6710-23-4520	泵传动齿轮 gear, pump drive	1
26	6710-23-4510	轴 shaft	1
27	01050-31020	螺栓 bolt	4
28	6645-22-4550	锁板 plate, lock	2
29	06000-06010	径向球轴承 bearing, radial ball	2
30	04067-00080	开口环 ring, snap	1
31	6128-21-4540	衬垫 spacer	1



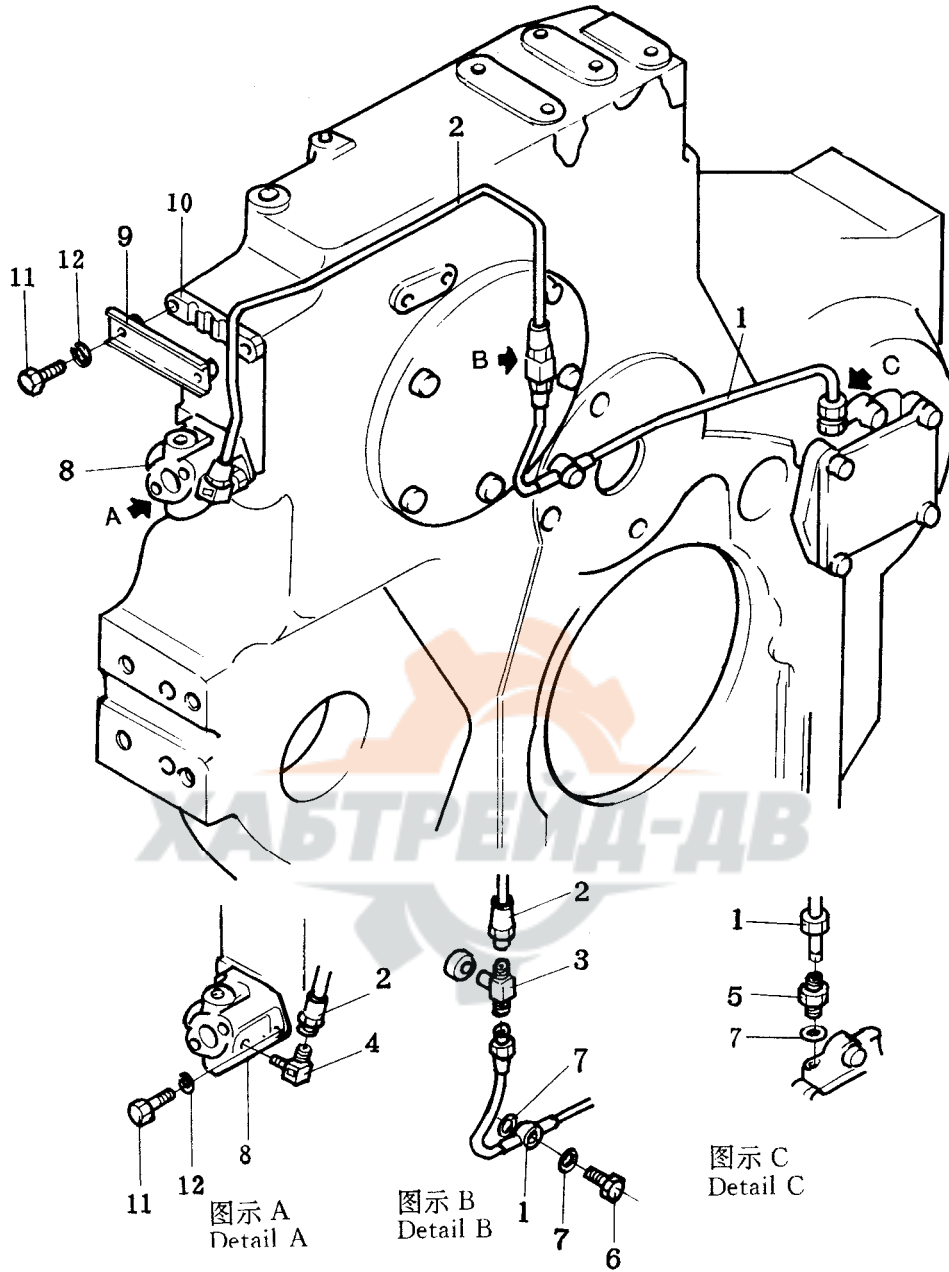
## 出力装置

## POWER TAKE OFF

序号 Index No.	件号 Part No.	名称 Description	数量 Q'ty
33	04066-00050	开口环 ring, snap	1
34	6710-23-4410	轴承壳 case, bearing	1
35	07000-03100	O型圈 O-ring	1
36	01010-31045	螺栓 bolt	4
37	01602-01030	垫圈 washer	2




第 106 图 出力装置润滑管  
 Fig.106 P.T.O LUBRICATING OIL PIPING



## 出力装置润滑油管

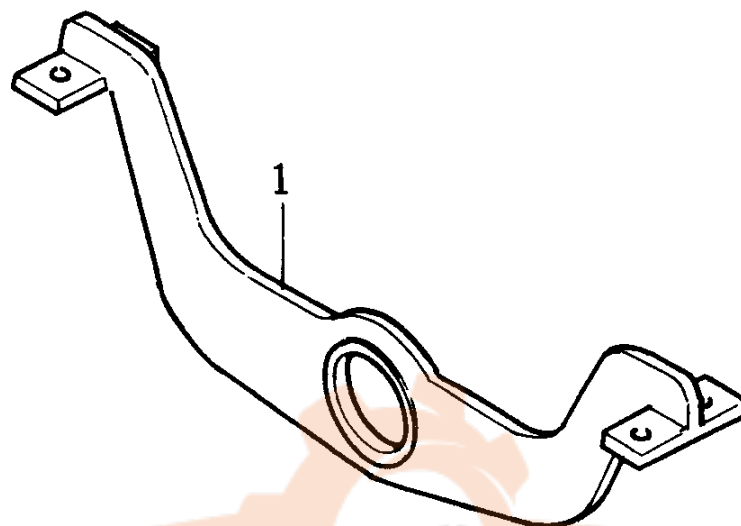
## P.T.O LUBRICATING OIL PIPING

序号 Index No.	件号 Part No.	名称 Description	数量 Q'ty
1	6710-53-9510	管 pipe	1
2	6691-51-9521	管 pipe	1
3	6691-51-9570	“T”型管接头 tee	1
4	07206-10610	弯头 elbow	1
5	6691-51-9580	连接器 connector	1
6	6600-01-3860	螺栓 bolt	1
7	07003-01015	填密垫 gasket	3
8	6691-51-9560	分配器 flange	1
9	6600-01-5930	夹板 clamp	1
10	6691-51-9540	夹板 clamp	1
11	01010-31030	螺栓 bolt	4
12	01602-01030	垫圈 washer	4





第 107 图 前支架  
Fig.107 FRONT SUPPORT



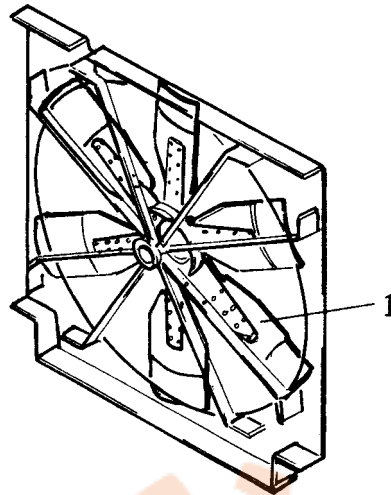
前支架

FRONT SUPPORT

序号 Index No.	件号 Part No.	名称 Description	数量 Q'ty
107-1	6710-23-3710	前支架 support, front	1

第 108 图 风扇

Fig.108 FAN

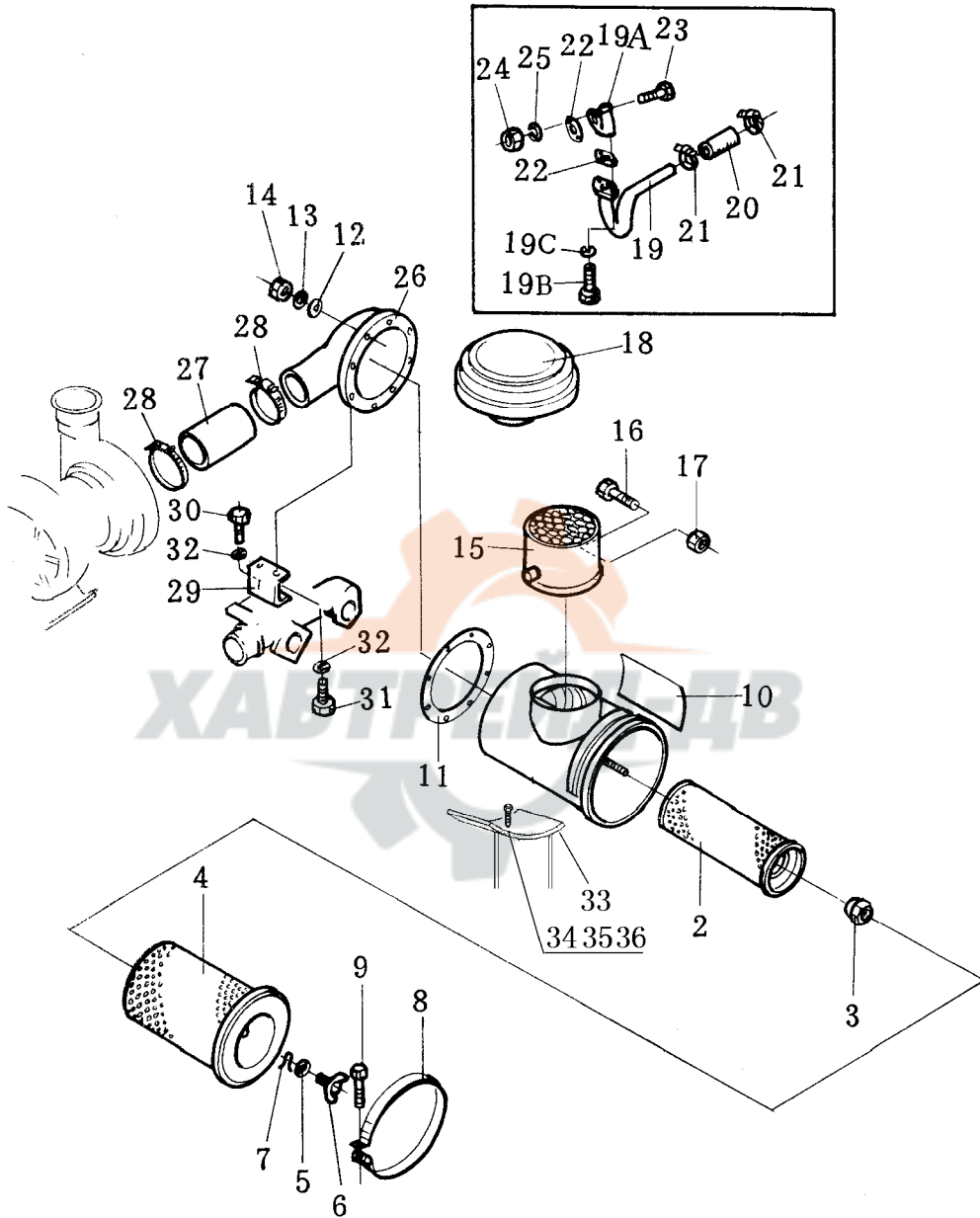


风扇

FAN

序号 Index No.	件号 Part No.	名称 Description	数量 Q'ty
1	600-613-1140	风扇 fan	1

第 109 图 空气滤清器及罩  
 Fig.109 AIR CLEANER AND CAP



## 空气滤清器及罩

### AIR CLEANER AND CAP

序号 Index No.	件号 Part No.	名称 Description	数量 Q'ty
	6127-82-7106	空气滤清器总成 air cleaner ass'y	1
1	6127-82-7115	空气滤清器主体 body air cleaner	1
2	6127-81-7142	内芯元件 element, inner	1
3	600-181-4370	螺母 nut	1
4	6128-181-7320	外芯元件 element, outer	1
5	600-181-4440	密封垫圈 washer, seal	1
6	600-181-4420	蝶形螺栓 bolt, butterfly	1
7	600-181-4430	夹 clip	1
8	6127-11-4360	箍带 band	1
9	6643-11-4641	螺栓 bolt	1
10	09637-00160	铭牌 data plate	1
11	6127-81-4821	密封垫 gasket	1
12	01640-21016	垫圈 washer	8
13	01602-01030	弹簧垫圈 washer, spring	8
14	01580-01008	螺母 nut	8
15	6090-01-4250	粗滤器总成 precleaner ass'y	1
16	01016-31045	螺栓 bolt	1
17	01580-11008	螺母 nut	1
18	600-181-4950	帽 cap	1
19	6710-13-4770	连接管 pipe, joint	1
19A	6128-11-5302	止回阀组件 valve ass'y	1
19B	01010-31050	螺栓 bolt	2
19C	01602-01030	垫圈 washer	2
20	6717-11-5960	软管 hose	1
21	07281-00498	管夹 clamp	2
22	6128-11-5610	密封垫 gasket	2
23	01010-31035	螺栓 bolt	2
24	01580-01008	螺母 nut	2
25	01602-01030	垫圈 washer	2
26	6710-13-4210	空气连接器 air, connector	1
27	6693-12-4360	软管 hose	1
28	07281-01059	管夹 clamp	2
29	6711-11-4530	空气连接器托架 bracket, air connector	1



空气滤清器及罩

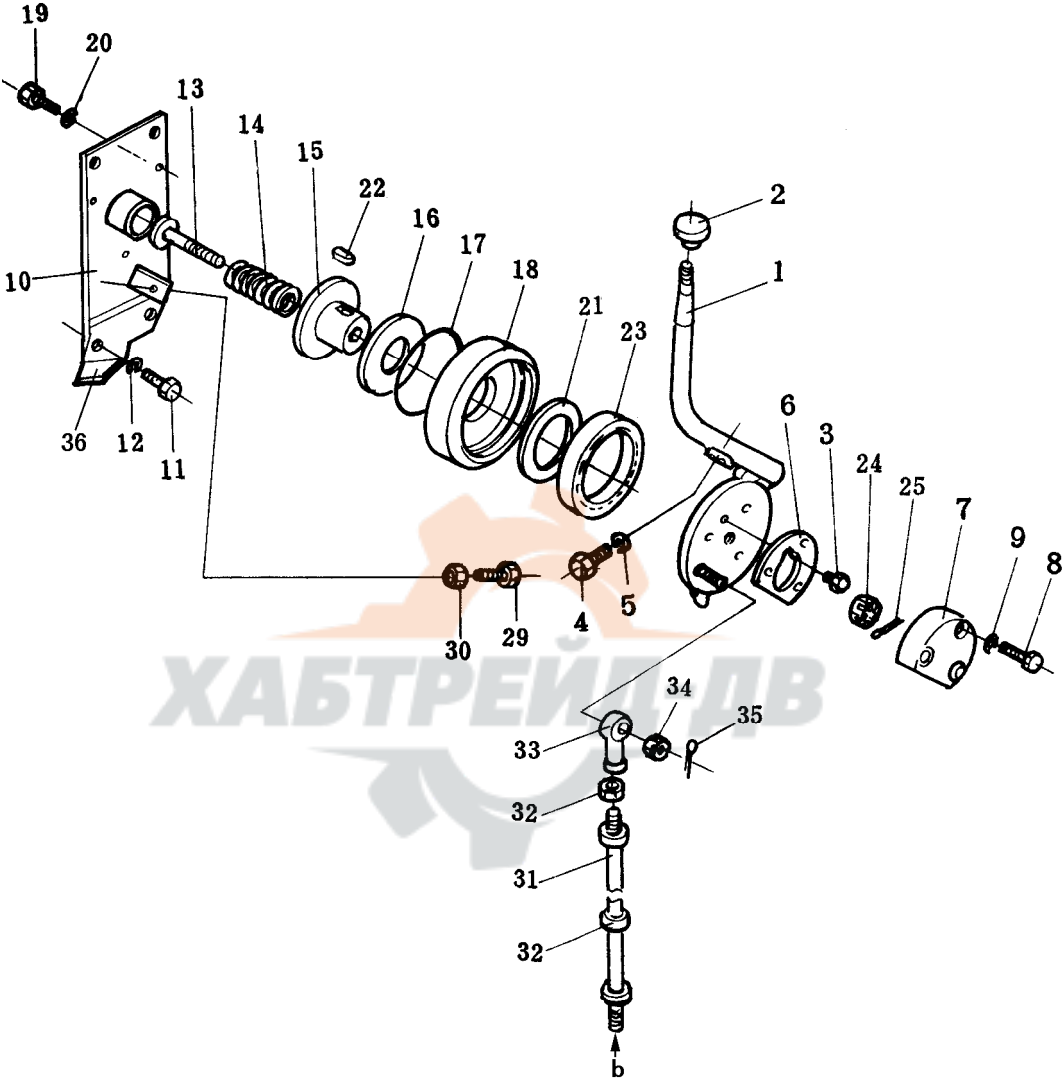
AIR CLEANER AND CAP

序号 Index No.	件号 Part No.	名称 Description	数量 Q'ty
30	01010-31230	螺栓 bolt	2
31	01010-31235	螺栓 bolt	2
32	01602-01236	弹簧垫圈 washer, spring	4
33	6710-13-4510	托架 bracket	1
34	02011-70552	螺栓 bolt	4
35	02310-11020	垫片 shim	4
36	01642-20810	垫圈 washer	4



第 110 图 燃油操纵杆

Fig.110 FUEL CONTROL LEVER



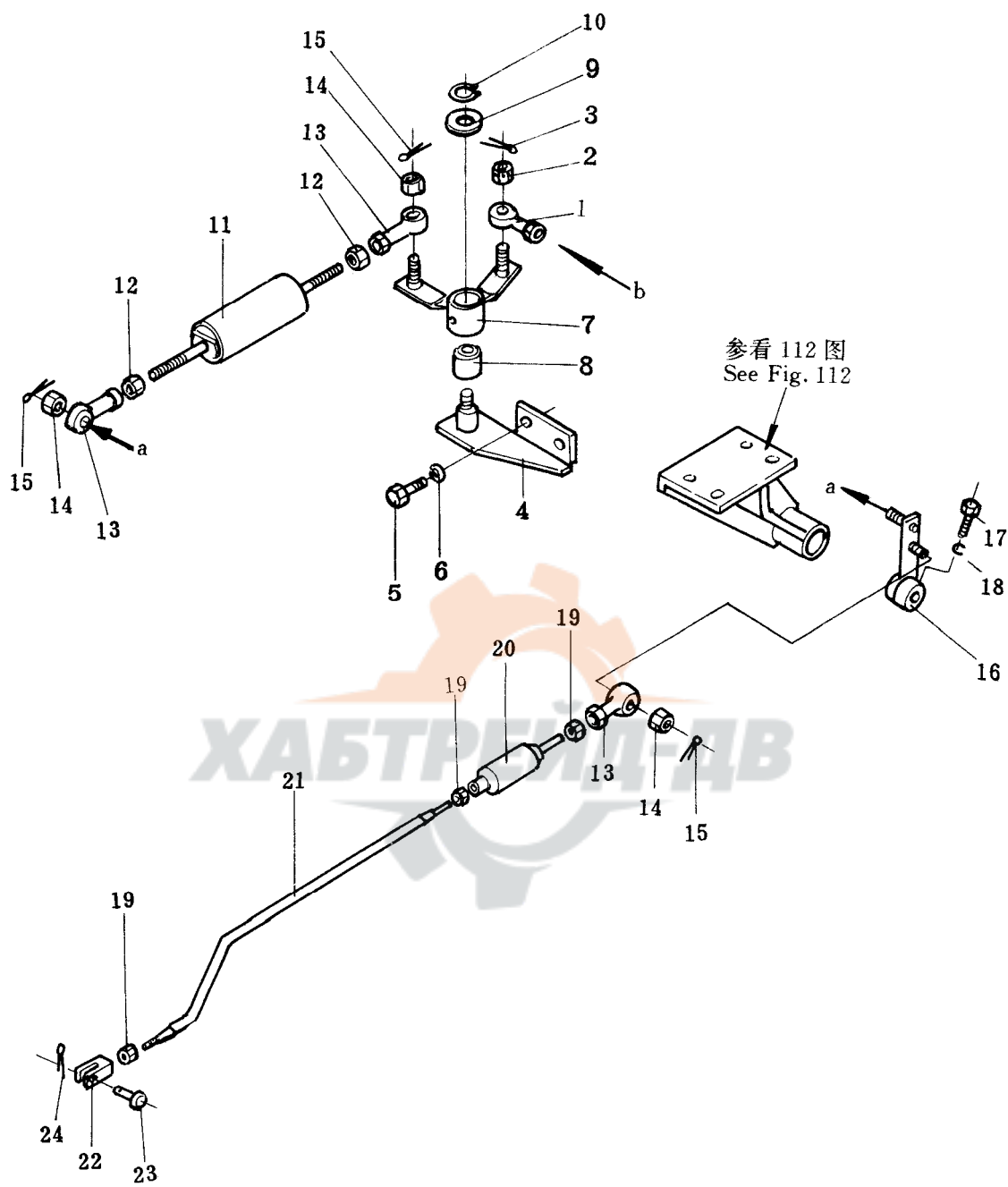
## 燃油操纵杆

### FUEL CONTROL LEVER

序号 Index No.	件号 Part No.	名称 Description	数量 Q'ty
1	175-43-42372	摇臂 lever	1
2	09304-01250	手柄 knob	1
3	07042-20108	螺塞 plug	1
4	01016-50860	螺栓 bolt	1
5	01580-10806	螺母 nut	1
6	175-43-41542	垫圈 washer	1
7	175-43-42351	盖 cover	1
8	01010-50630	螺栓 bolt	3
9	01602-20619	弹簧垫圈 washer, spring	3
10	175-43-C1181	托架 bracket	1
11	01010-51225	螺栓 bolt	4
12	01643-31232	垫圈 washer	4
13	175-43-34160	螺栓 bolt	1
14	178-43-13130	弹簧 spring	1
15	131-48-28130	套 collar	1
16	110-43-15171	石棉板 plate	1
17	07000-02085	O-型圈 O-ring	1
18	175-43-34130	壳体 case	1
19	01010-50616	螺栓 bolt	3
20	01602-20619	弹簧垫圈 washer, spring	3
21	110-43-15171	石棉板 plate	1
22	04000-00512	键 key	1
23	07012-00075	密封圈 seal, oil	1
24	01592-11012	螺母 nut	1
25	04050-12018	开口销 pin, cotter	1
29	01016-50860	螺栓 bolt	1
30	01580-10806	螺母 nut	1
31	175-43-24670	软轴 rod	1
32	175-54-33470	锥形塞 plug, taper	1
33	175-43-25170	杆接头 end, rod	1
34	01593-11008	螺母 nut	1
35	04050-12018	开口销 pin, cotter	1
36	175-42-42660	支架 bracket	1



第 111 图 燃油操纵连杆机构  
 Fig.111 FUEL CONTROL LINKAGE

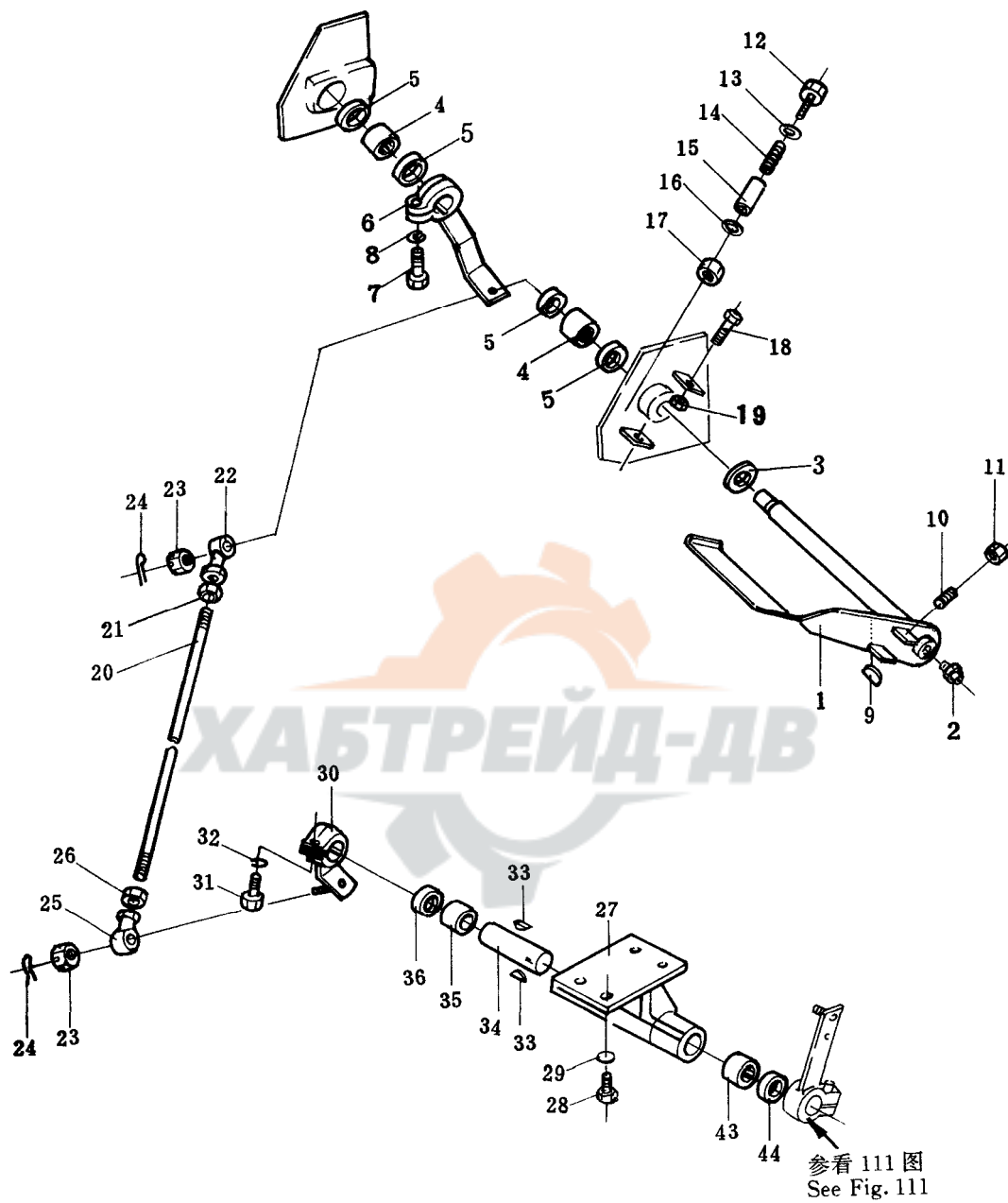


## 燃油操纵连杆机构

### FUEL CONTROL LINKAGE

序 号 Index No.	件 号 Part No.	名 称 Description	数量 Q'ty
1	175-43-25170	杆接头 end, rod	1
2	01593-11008	螺母 nut	1
3	04050-12018	开口销 pin, cotter	1
4	175-43-41632	支架 bracket	1
5	01010-51230	螺栓 bolt	2
6	01643-31232	垫圈 washer	2
7	175-43-41623	摇臂 lever	1
8	01620-02016	滚针轴承 bearing, needle	1
9	01640-21826	垫圈 washer	1
10	04064-01812	挡圈 ring, snap	1
11	175-43-C1191	杆组 rod ass'y	1
12	01582-11008	螺母 nut	2
13	04250-41056	杆接头 end, rod	3
14	01593-11008	螺母 nut	3
15	04050-12018	开口销 pin, cotter	3
16	175-43-C1151	摇臂 lever	1
17	01010-50830	螺栓 bolt	1
18	01602-20825	弹簧垫圈 washer, spring	1
19	01582-11008	螺母 nut	3
20	175-43-34500	缓冲器 absorber	1
21	175-43-C1121	杆 rod	1
22	175-43-C1130	叉轴 yoke	1
23	04205-10826	销 pin	1
24	04050-12012	开口销 pin, cotter	1

第 112 图 减速踏板  
Fig.112 DECELERATOR PEDAL

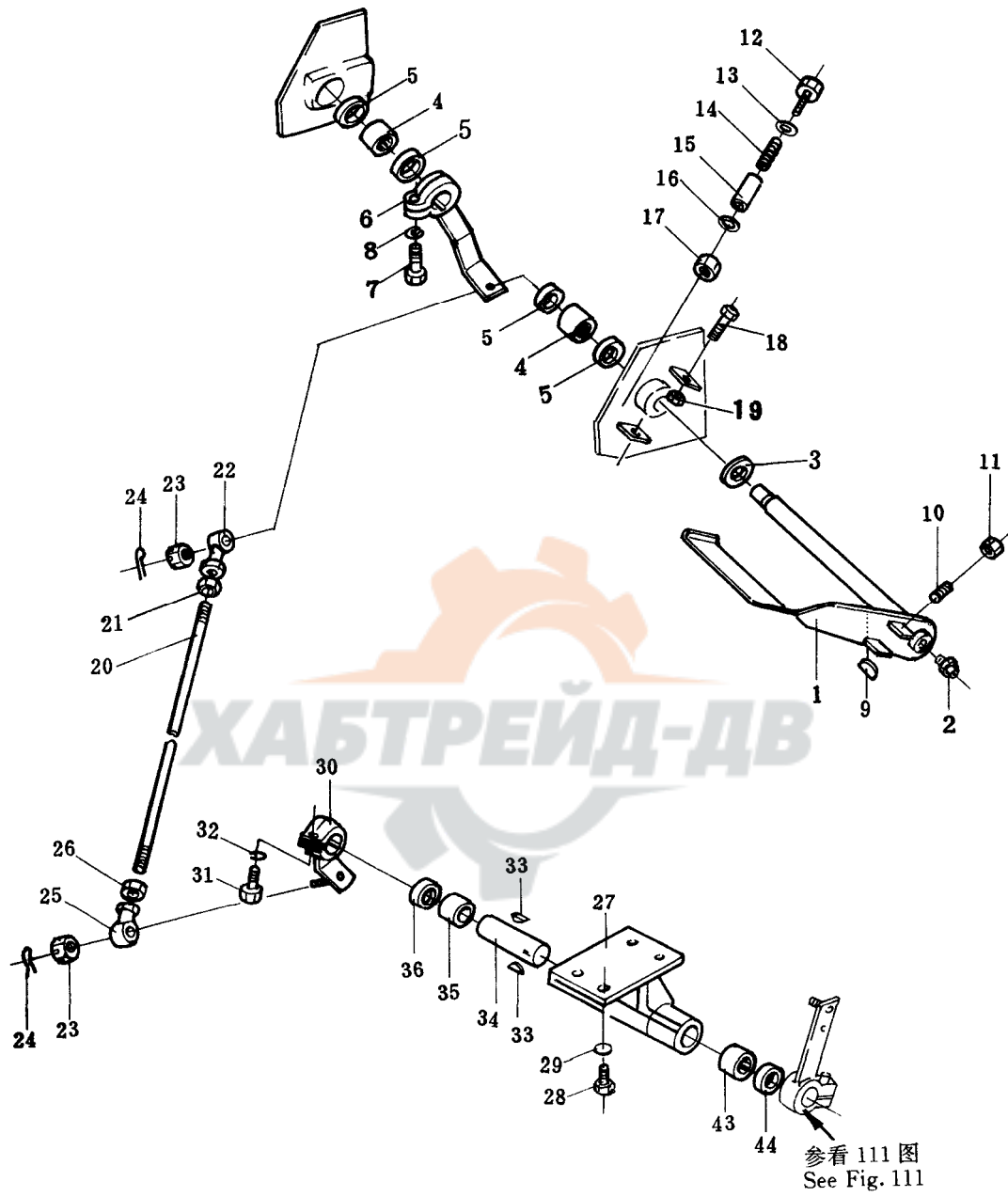


## 减速踏板

### DECCELERATOR PEDAL

序号 Index No.	件号 Part No.	名称 Description	数量 Q'ty
1	154-43-14573	踏板装置 pedal	1
2	07020-01018	油杯 fitting, grease	1
3	01640-22032	垫圈 washer	1
4	01620-02016	滚针轴承 bearing, needle	2
5	06122-02004	油封 seal, oil	4
6	171-05-01000	摇臂 lever	1
7	01010-50830	螺栓 bolt	1
8	01602-20825	弹簧垫圈 washer, spring	1
9	04010-10519	键 key	1
10	175-43-35210	螺钉 screw	1
11	01582-11008	螺母 nut	1
12	01010-51055	螺栓 bolt	1
13	175-43-35230	垫圈 washer	1
14	175-43-35190	弹簧 spring	1
15	175-43-35220	油杯 fitting, grease	1
16	01643-31032	垫圈 washer	1
17	01580-11008	螺母 nut	1
18	01016-50845	螺栓 bolt	1
19	01580-10806	螺母 nut	1
20	04248-30836	杆 rod	1
21	01580-10806	螺母 nut	1
22	04250-40847	杆接头 end, rod	2
23	01590-10800	螺母 nut	2
24	04050-12016	开口销 pin, cotter	2
25	04250-60847	杆接头 end, rod	1
26	01508-20805	螺母 nut	1
27	175-43-41671	支架 bracket	1
28	01010-51235	螺栓 bolt	4
29	01643-31232	垫圈 washer	4
30	175-43-C1210	摇臂 lever	1
31	01010-50830	螺栓 bolt	1

第 112 图 减速踏板  
Fig.112 DECELERATOR PEDAL



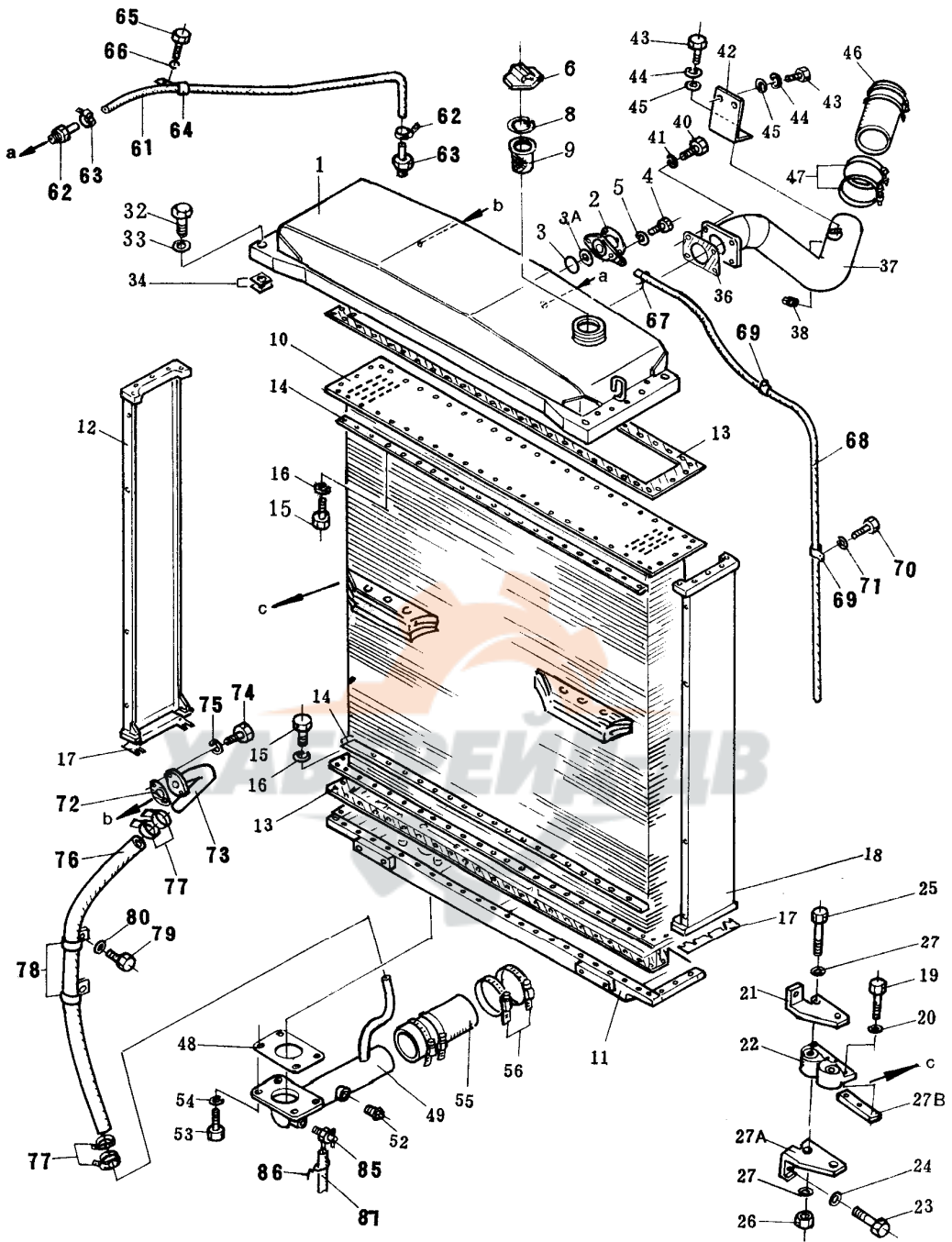
## 减速踏板

### DECELERATOR PEDAL

序号 Index No.	件号 Part No.	名称 Description	数量 Q'ty
32	01602-20825	弹簧垫圈      washer, spring	1
33	04010-10519	键                      key	2
34	175-43-41680	轴                      shaft	1
35	06120-02016	滚针轴承          bearing, needle	2
36	06122-02004	油封                      seal, oil	2



第 113 图 散热器  
Fig.113 RADIATOR

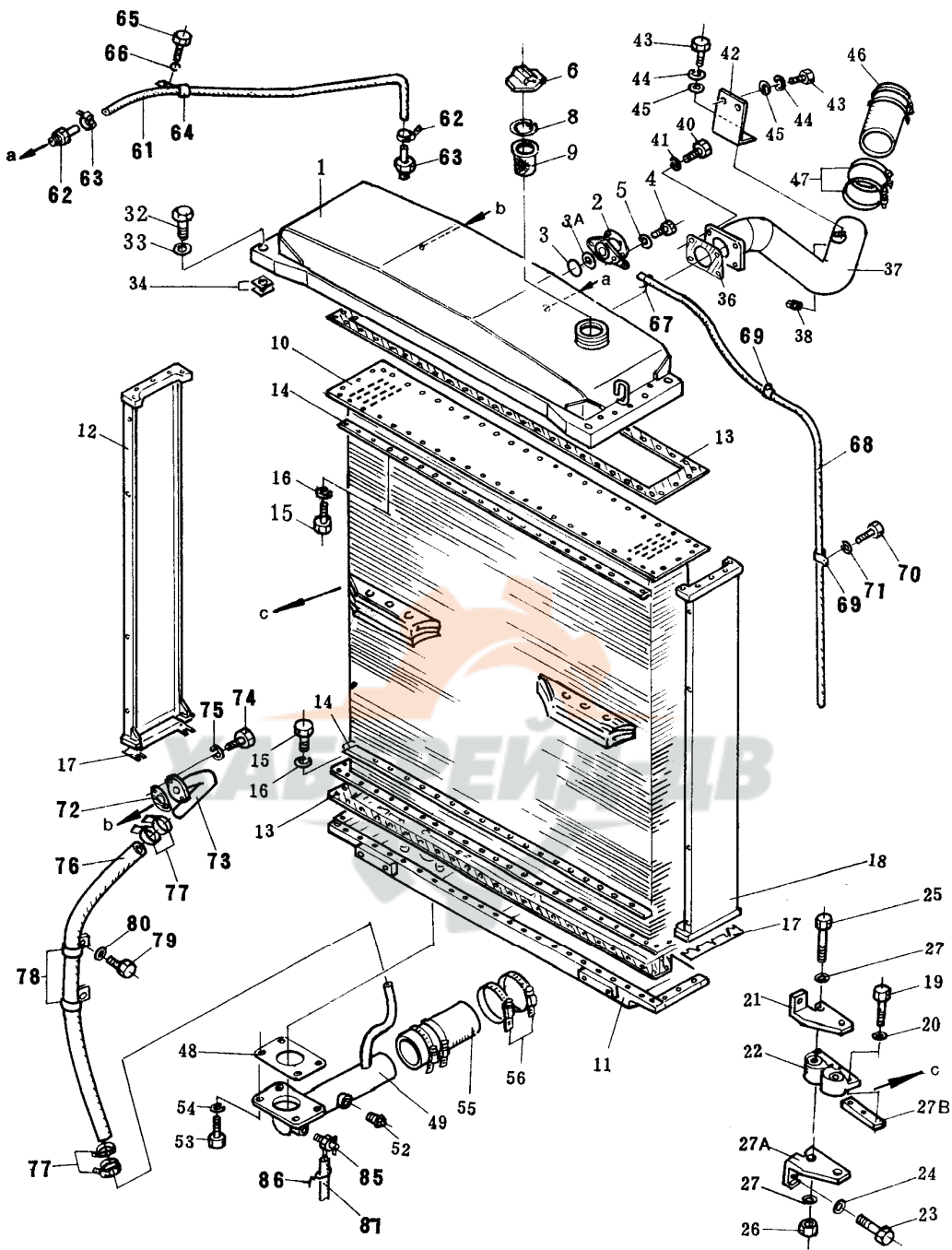


## 散热器 RADIATOR

序号 Index No.	件号 Part No.	名称 Description	数量 Q'ty
	175-03-C1002	散热器组件 radiator ass'y, D-type	1
1	175-03-C1111	上水箱 tank upper	1
2	154-03-11682	压力阀 valve, pressure	1
3	07000-03045	O型圈 O-ring	1
3A	175-03-32570	滤网 net screen	1
4	01010-51025	螺栓 bolt	2
5	01602-21030	弹簧垫圈 washer, spring	2
6	07053-10000	盖 cap, filler	1
8	07057-03271	卡环 ring, snap	1
9	07056-00048	过滤器 strainer, filler	1
10	175-03-32261	散热器芯子 core, radiator D-type	1
11	175-03-31133	水箱 tank, lower	1
12	175-03-32930	板(左) plate(L.H)	1
13	175-03-31153	衬垫 gasket	2
14	175-03-31181	板 plate	4
15	01010-51030	螺栓 bolt	100
16	01602-21030	弹簧垫圈 washer, spring	100
17	175-03-32290	压板 plate	4
18	175-03-32940	板(右) plate(R.H)	1
19	01010-51075	螺栓 bolt	6
20	01643-31032	垫圈 washer	6
21	175-03-32961	托架 bracket	2
22	195-03-22401	减振器总成 vibroshock ass'y	2
23	01010-51225	螺栓 bolt	8
24	01643-31232	垫圈 washer	8
25	01091-52290	螺栓 bolt	4
26	01582-12218	螺母 nut	4
27	01643-32260	垫圈 washer	16
27A	175-03-32951	托架 bracket	2
27B	198-03-21530	板 plate	2



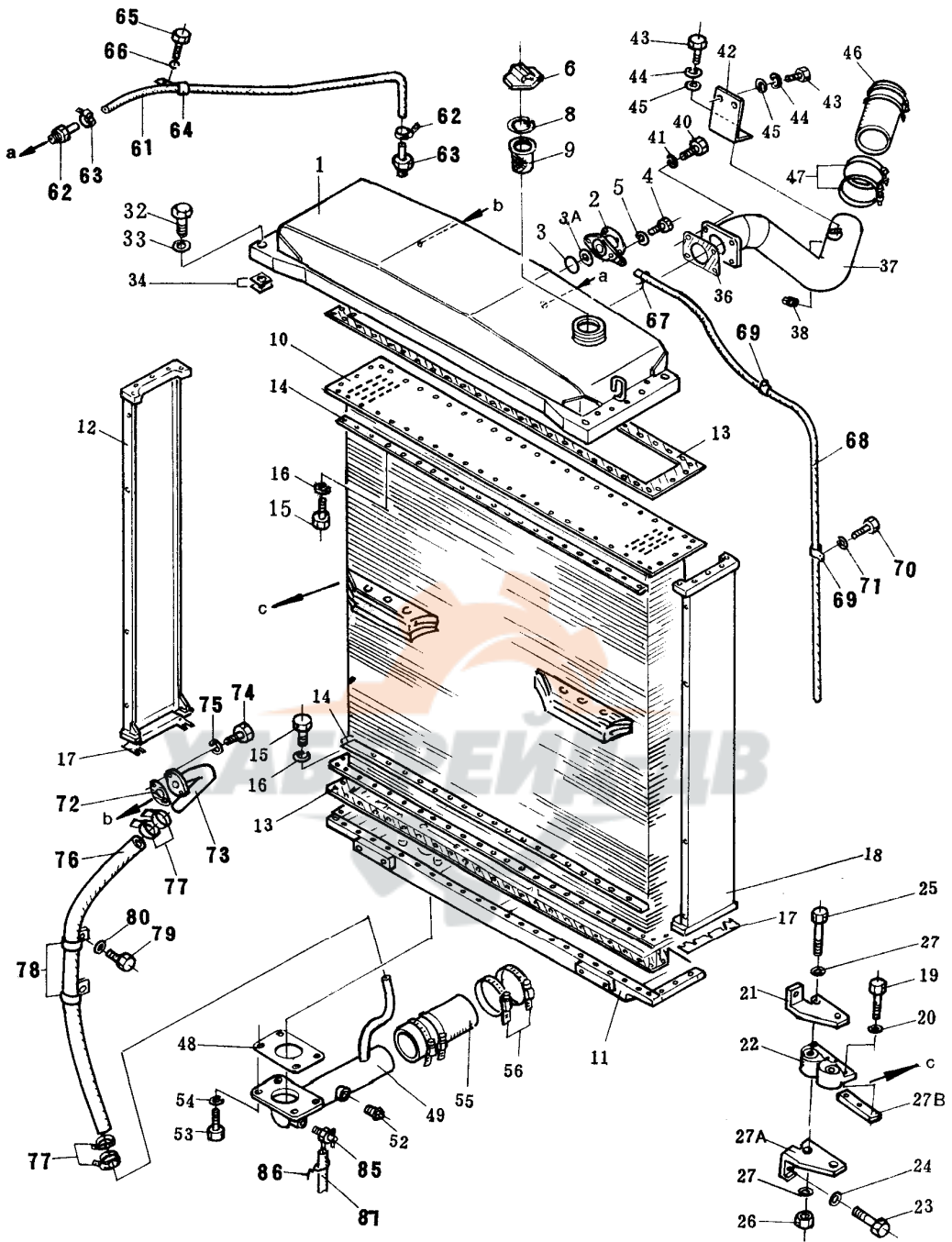
第 113 图 散热器  
Fig.113 RADIATOR



散热器  
RADIATOR

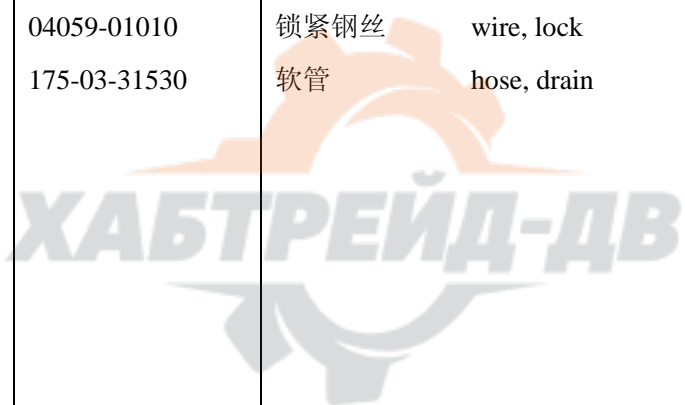
序号 Index No.	件号 Part No.	名称 Description	数量 Q'ty
32	01011-51835	螺栓 bolt	4
33	175-03-32650	套 collar	4
34	195-03-11570	垫片 shim	8
36	195-03-11340	垫 gasket	1
37	175-03-C1320	进水管 tube, inlet	1
38	07042-20108	螺塞 plug	1
40	01010-51230	螺栓 bolt	4
41	01602-21236	弹簧垫圈 washer, spring	4
42	175-03-C1340	托架 bracket	1
43	01010-51225	螺栓 bolt	3
44	01602-21236	弹簧垫圈 washer, spring	3
45	01643-31232	垫圈 washer	3
46	175-03-C1330	软管 hose	1
47	07280-07249	软管卡箍 clamp, hose	4
48	195-03-11361	垫 gasket	1
49	175-03-C1350	管 tube	1
52	07042-00415	螺塞 plug	1
53	01010-51235	螺栓 bolt	4
54	01602-21236	弹簧垫圈 washer, spring	4
55	175-03-C1380	软管 hose	1
56	07280-08029	胶管夹 clamp, hose	4
61	175-03-C1420	软管 hose	1
62	195-03-11530	管接头 nipple	2
63	07281-00197	喉箍 clamp	2
64	195-03-11580	夹子 clip	1
65	01010-51020	螺栓 bolt	1
66	01643-31032	垫圈 washer	1
67	04059-01010	铁丝 wire	1
68	195-03-13131	软管 hose	1
69	195-03-11690	管夹 clip, overflow tube	2
70	01010-51220	螺栓 bolt	2

第 113 图 散热器  
Fig.113 RADIATOR

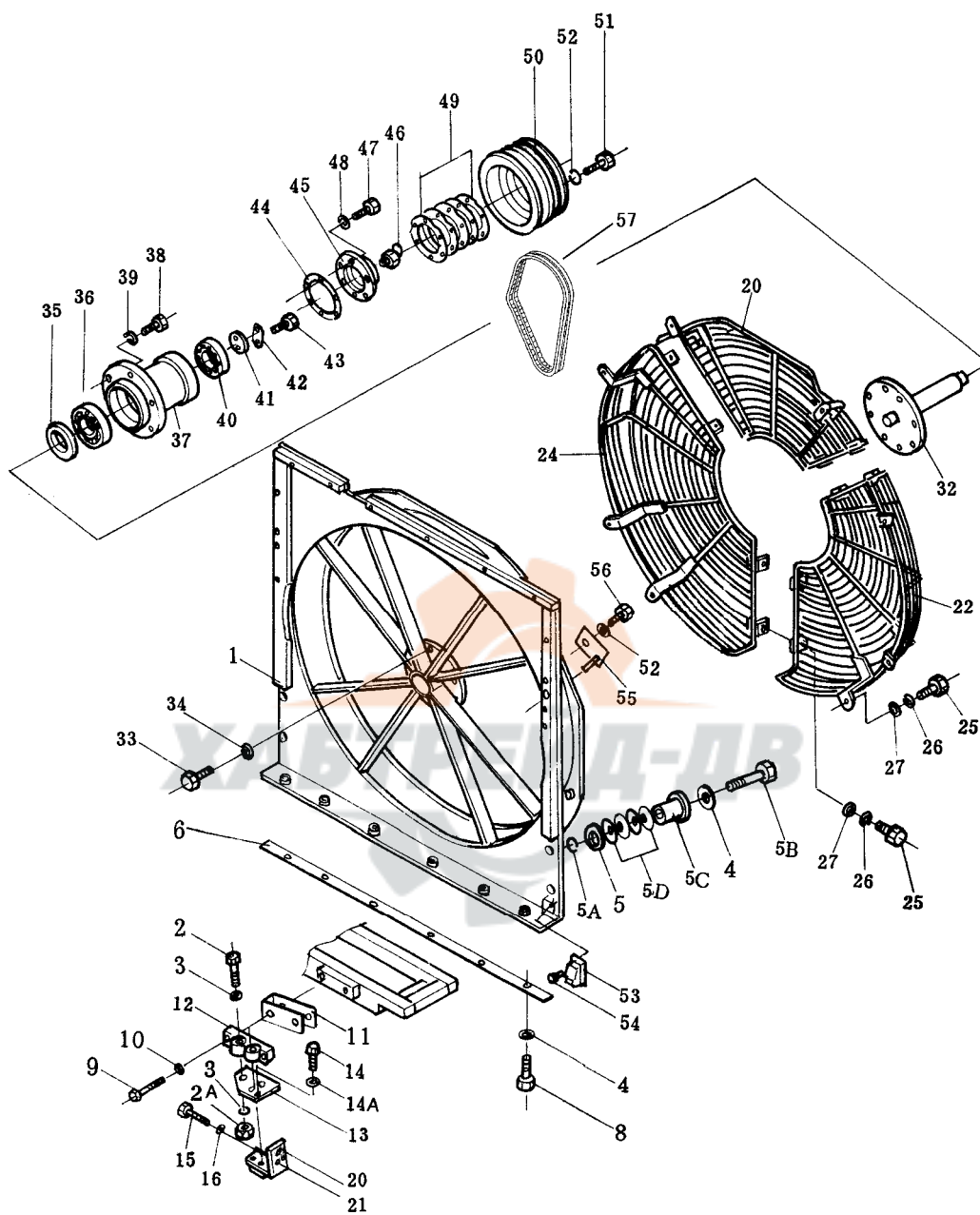


散热器  
RADIATOR

序号 Index No.	件号 Part No.	名称 Description	数量 Q'ty
71	01643-31232	垫圈 washer	2
72	195-03-11980	垫 gasket	1
73	175-03-C1121	管 tube	1
74	01010-51030	螺栓 bolt	2
75	01602-21030	弹簧垫圈 washer, spring	2
76	175-03-C1360	软管 hose	1
77	07280-03826	软管夹 clamp, hose	4
78	175-03-C1370	夹子 clip	2
79	01010-51225	螺栓 bolt	2
80	01643-31232	垫圈 washer	2
85	195-03-13241	排水阀 valve, drain	1
86	04059-01010	锁紧钢丝 wire, lock	1
87	175-03-31530	软管 hose, drain	1



第 114 图 散热器风扇防护网罩  
 Fig. 114 RADIATOR FAN GUARD AND NET

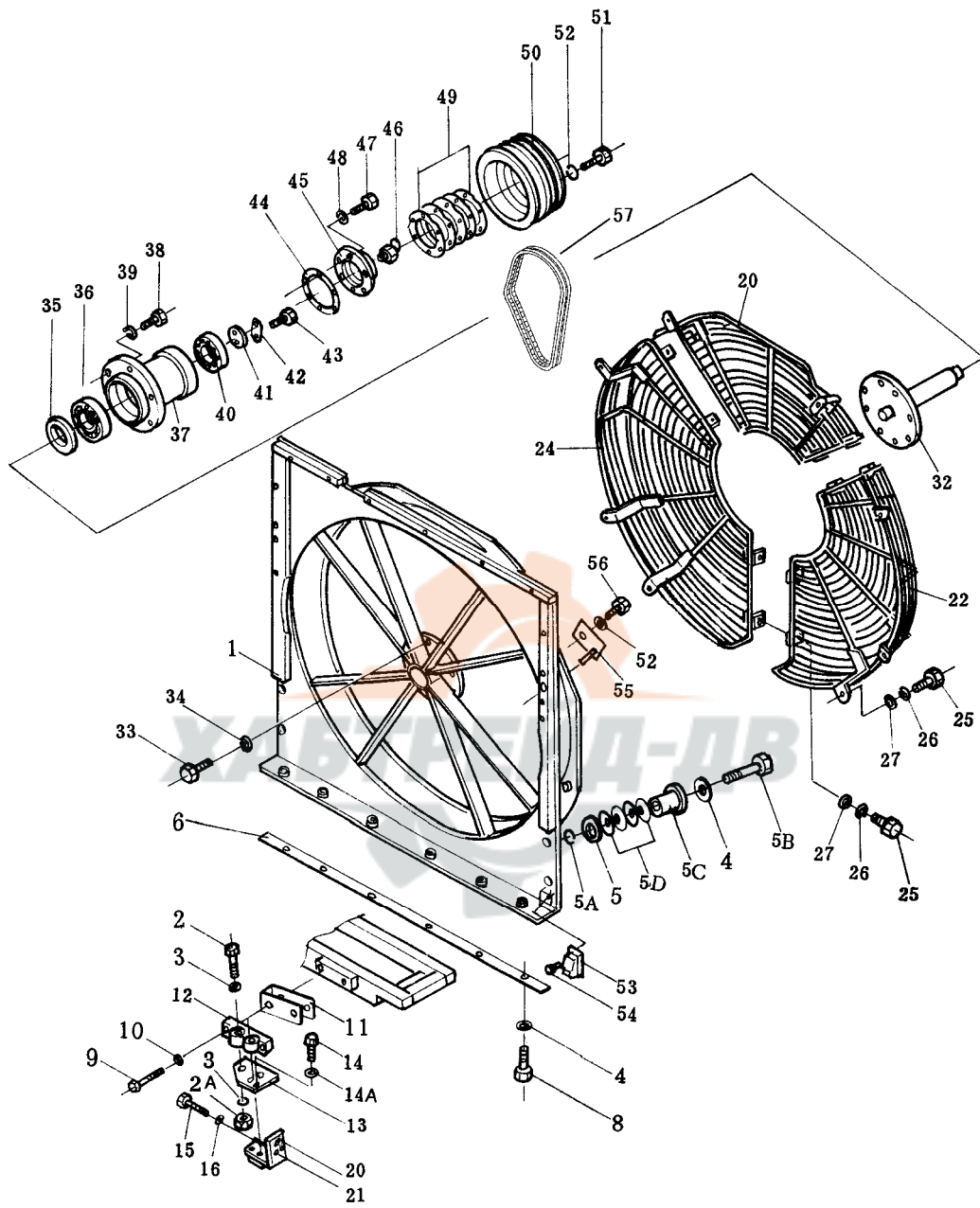


## 散热器风扇防护网罩

## RADIATOR FAN GUARD AND NET

序号 Index No.	件号 Part No.	名称 Description	数量 Q'ty
1	175-03-C1142	保护架 guard	1
2	01091-52205	螺栓 bolt	4
2A	01582-12218	螺母 nut	4
3	01643-32260	垫圈 washer	20
4	01643-31232	垫圈 washer	14
5	01643-32060	垫圈 washer	10
5A	175-54-28770	环 ring	10
5B	01010-51275	螺栓 bolt	10
5C	175-03-32232	套 collar	10
5D	175-54-27350	弹簧 spring	40
6	175-03-32720	板 plate	1
8	01010-51225	螺栓 bolt	4
9	01010-51245	螺栓 bolt	4
10	01643-31232	垫圈 washer	4
11	195-03-22270	调整片 shim	12
12	195-03-22501	减振器总成 vibroshock ass'y	2
13	175-03-32972	支架 bracket	2
14	01010-51435	螺栓 bolt	4
14A	01643-31445	垫圈 washer	4
15	01010-51225	螺栓 bolt	6
16	01643-31232	垫圈 washer	6
20	175-03-32760	托架(左) bracket(L.H)	2
21	175-03-32770	托架(右) bracket(R.H)	2
22	175-03-C1241	网罩 net	1
23	175-03-C1250	网罩 net	1
24	175-03-C1261	网罩 net	1
25	01010-51235	螺栓 bolt	14
26	01602-21236	弹簧垫圈 washer, spring	14
27	01643-31232	垫圈 washer	14
32	175-03-C1271	轴 shaft	1

第 114 图 散热器风扇防护网罩  
 Fig. 114 RADIATOR FAN GUARD AND NET



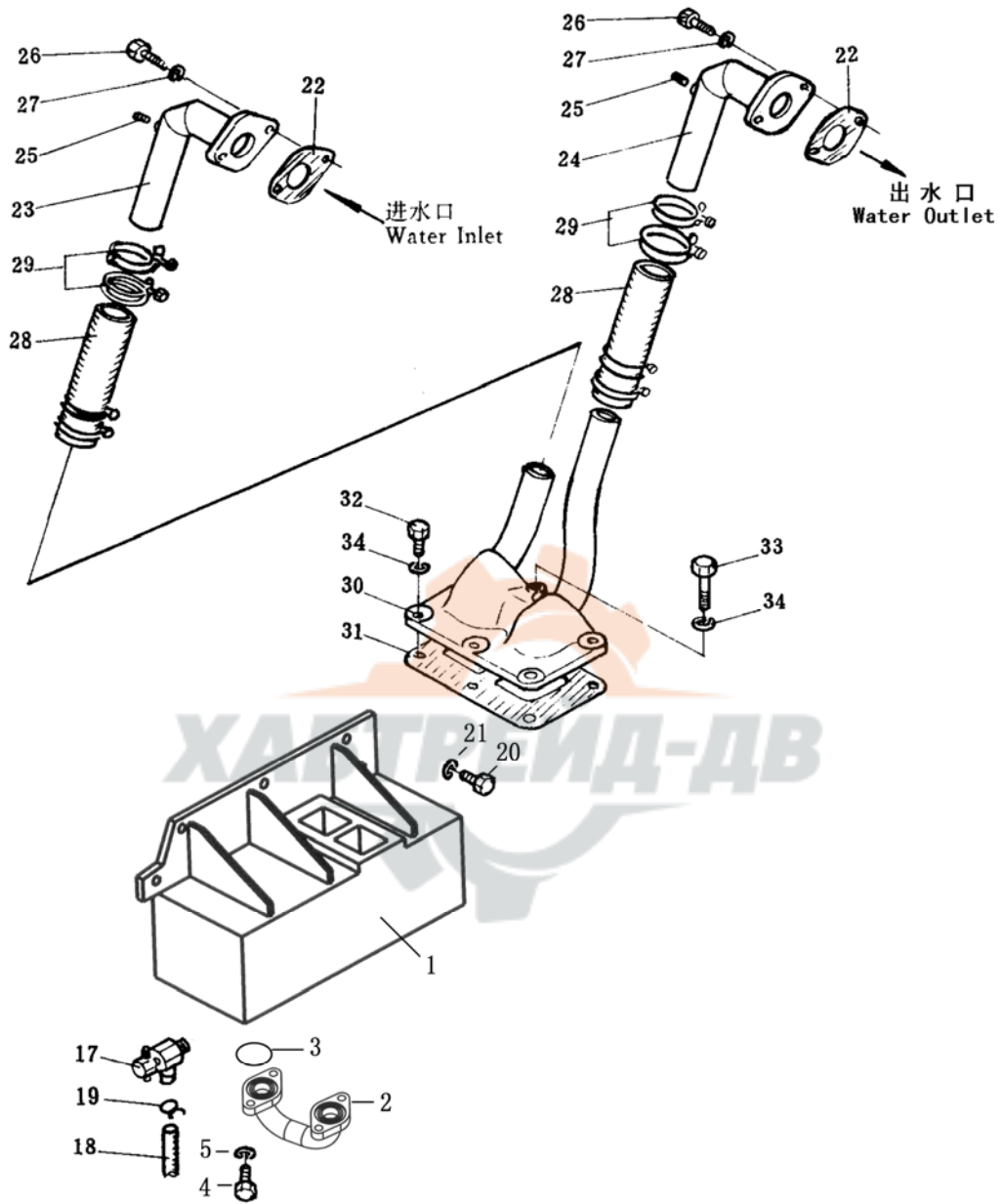
## 散热器风扇防护网罩

## RADIATOR FAN GUARD AND NET

序号 Index No.	件号 Part No.	名称 Description	数量 Q'ty
33	01010-51235	螺栓 bolt	8
34	01602-21236	垫圈 washer	8
35	07011-10090	油封 seal, oil	1
36	06040-06212	滚珠轴承 bearing, ball	1
37	175-03-C1280	筒 drum, bearing	1
38	01010-51240	螺栓 bolt	6
39	01602-21236	垫圈 washer	6
40	06040-06310	滚针轴承 bearing, needle	1
41	195-03-11842	挡圈 ring, snap	1
42	195-03-11851	锁片 shim, lock	1
43	01010-51030	螺栓 bolt	2
44	195-03-11870	垫 gasket	1
45	175-03-34380	盖 cover	1
46	07020-01018	油杯 fitting, grease	1
47	01010-51030	螺栓 bolt	3
48	01602-21030	垫圈 washer	3
49	195-03-11880	垫片 1.0m shim, 1.0m	10
50	175-03-C1290	皮带轮 pully belt	1
50a	24M-03-00001	皮带轮 pully belt (TMY320)	1
51	01010-51260	螺栓 bolt	6
52	01602-21236	垫圈 washer	6
53	195-03-13150	缓冲垫 gasket	2
54	01010-51020	螺栓 bolt	4
55	175-03-32710	销 pin	1
56	01010-51230	螺栓 bolt	1
57	04122-22279	风扇皮带 fan belt	3
57a	04122-22274	风扇皮带 fan belt (TMY320)	3



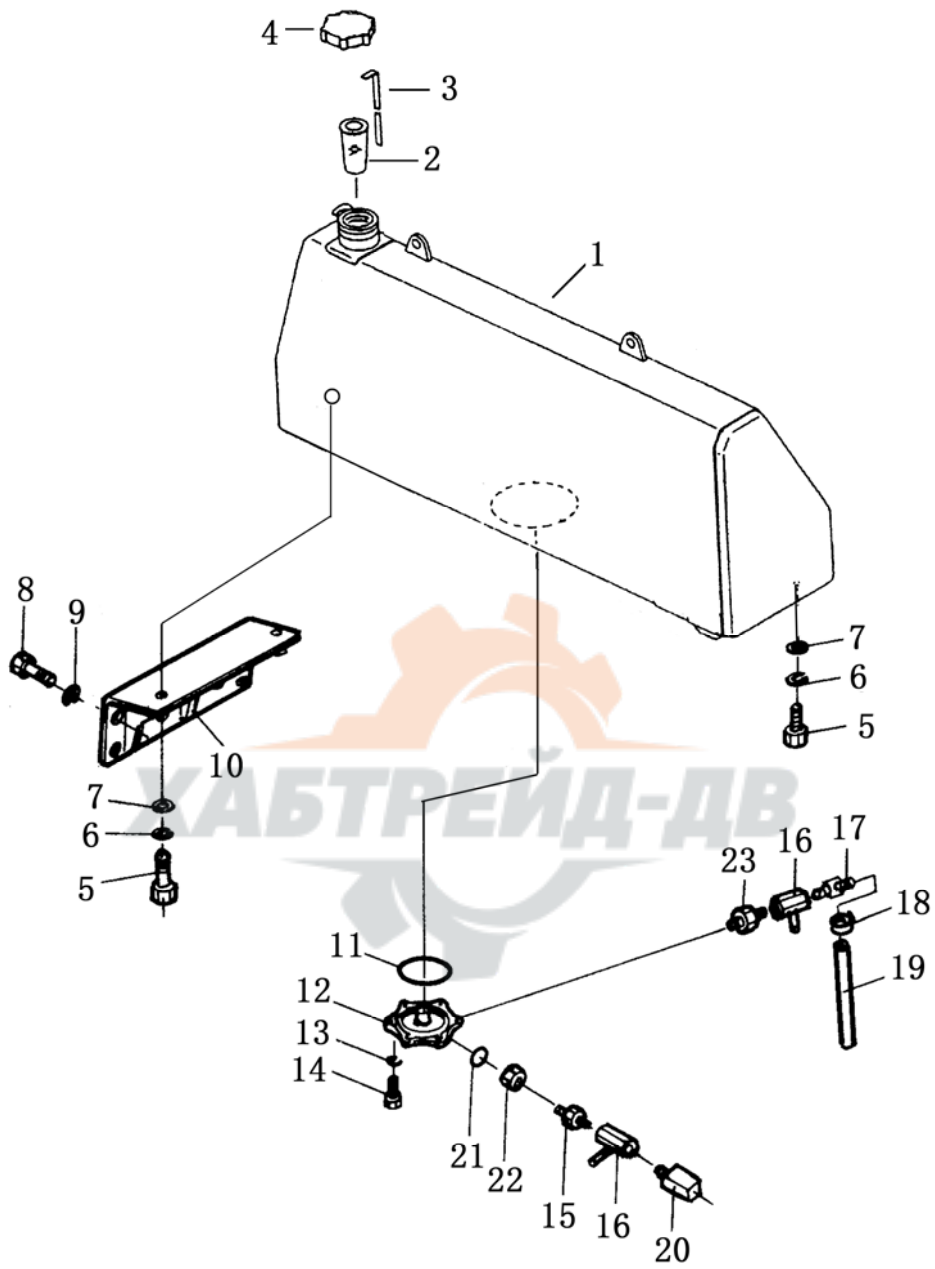
第 115 图 机油冷却器  
Fig. 115 OIL COLLER



机油冷却器  
OIL COOLER

序号 Index No.	件号 Part No.	名称 Description	数量 Q'ty
1	175-03-2100A	油冷却器 oil cooler	1
2	24Y-03-01000	管 pipe	1
3	07000-03042	O型圈 O-ring	2
4	01010-51230	螺栓 bolt	4
5	01643-31232	垫圈 washer	4
17	195-03-13241	排出阀 valve, drain	1
18	175-03-31530	软管 hose	1
19	04059-01010	锁定铁丝 wire, lock	1
20	01010-51645	螺栓 bolt	5
21	01643-31645	垫圈 washer	5
22	175-03-C2160	垫 gasket	2
23	175-03-C2150	管 tube	1
24	175-03-C2220	管 tube	1
25	07042-20108	螺塞 plug	2
26	01010-31030	螺栓 bolt	4
27	01602-21030	弹簧垫圈 washer, spring	4
28	07260-24122	软管 hose	2
29	07280-05429	卡箍 clamp	8
30	175-03-C2171	管 tube	1
31	175-03-C2180	垫 gasket	1
32	01010-51030	螺栓 bolt	5
33	01010-51070	螺栓 bolt	1
34	01602-21030	弹簧垫圈 washer, spring	6

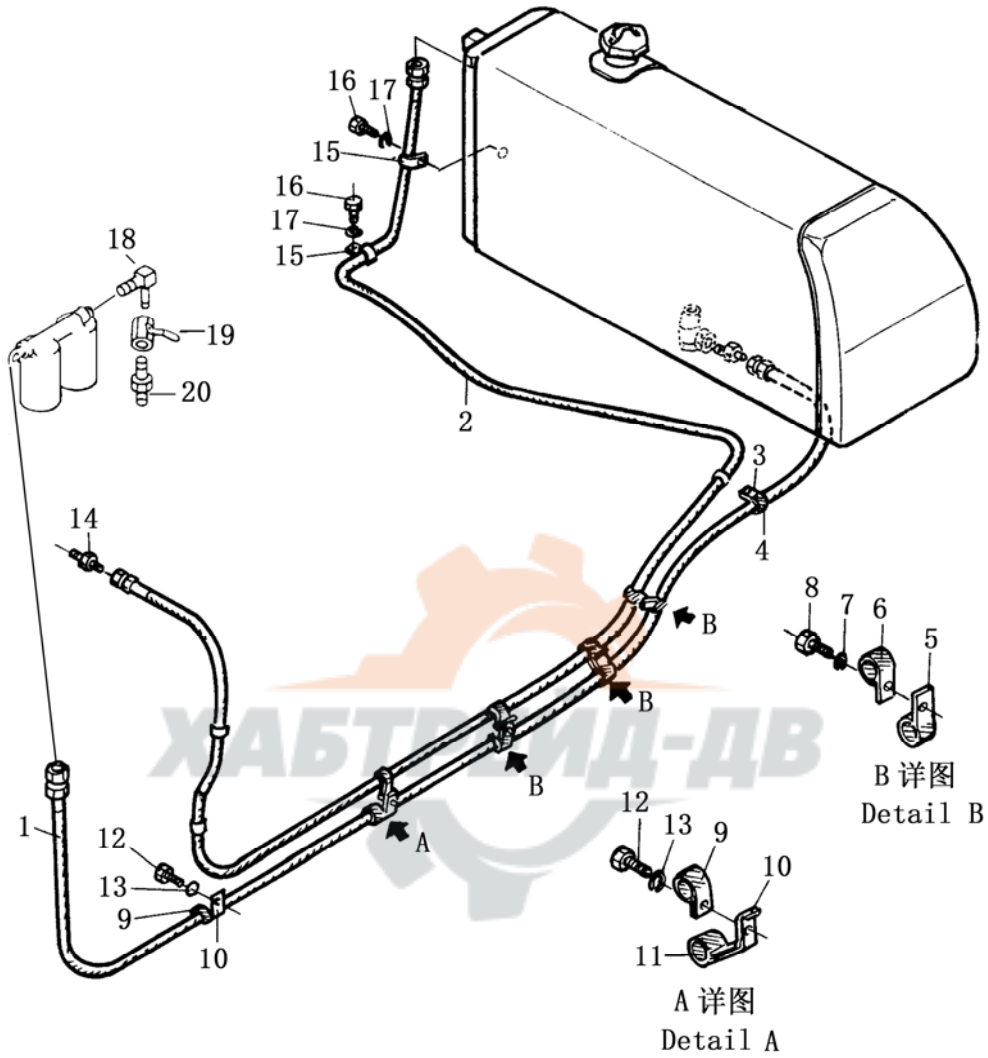
第 116 图 燃油箱  
Fig. 116 FUEL TANK



燃油箱  
FUEL TANK

序号 Index No.	件号 Part No.	名称 Description	数量 Q'ty
113-1	171-04-01000	燃油箱 tank fuel	1
2	07056-18416	滤网 strainer net	1
3	171-04-00001	油尺 gauge	1
4	16Y-04C-02000	燃油箱盖 cap fuel tank	1
5	01010-52470	螺栓 bolt	6
6	01643-32460	垫圈 washer	6
7	01602-22472	垫圈 washer	6
8	01010-52065	螺栓 bolt	6
9	01643-32060	垫圈 washer	6
10	24Y-04-20000	支架 bracket	1
11	07000-05150	O-型圈 O-ring	1
12	24Y-04-00007	法兰盘 flange	1
13	01602-21236	垫圈 washer	6
14	01010-51230	螺栓 bolt	6
15	24Y-04-00008	接头 nipple	1
16	07700-40460	阀门 valve	2
17	24Y-04-00004	放水接头 nipple	1
18	07280-01210	管夹 clamp	1
19	07270-01265	管 tube	1
20	24Y-04-00009	弯头 elbow	1
21	07002-02434	O-型圈 O-ring	1
22	07239-12410	螺母 nut	1
23	24Y-04-00005	接头 nipple	1

第 117 图 燃油管路  
FIG. 117 FUEL PIPING



燃油管路  
FUEL PIPING

序号 Index No.	件号 Part No.	名称 Description	数量 Q'ty
1	24Y-04-40000	进油管 hose inlet	1
2	24Y-04-30000	回油管 hose outlet	1
3	08036-22514	线夹 clip	3
4	08035-03010	套管夹 clamp	3
5	08035-03010	套管夹 clamp	3
6	08036-22514	线夹 clip	3
7	01010-51016	螺栓 bolt	3
8	01602-21030	垫圈 washer	3
9	08036-22514	线夹 clip	2
10	24Y-04-00002	管夹 clamp	1
11	24Y-04-00003	管 tube	1
12	01010-51016	螺栓 bolt	2
13	01602-21030	垫圈 washer	2
14	24Y-04-00010	接头 nipple	1
15	08036-22514	线夹 clip	3
16	01010-51016	螺栓 bolt	2
17	01602-21030	垫圈 washer	2
18	23Y-04-00007	接头 nipple	1
19	07700-40460	阀门 valve	1
20	23Y-04-00008	接头 nipple	1



电气系统 (1/2)

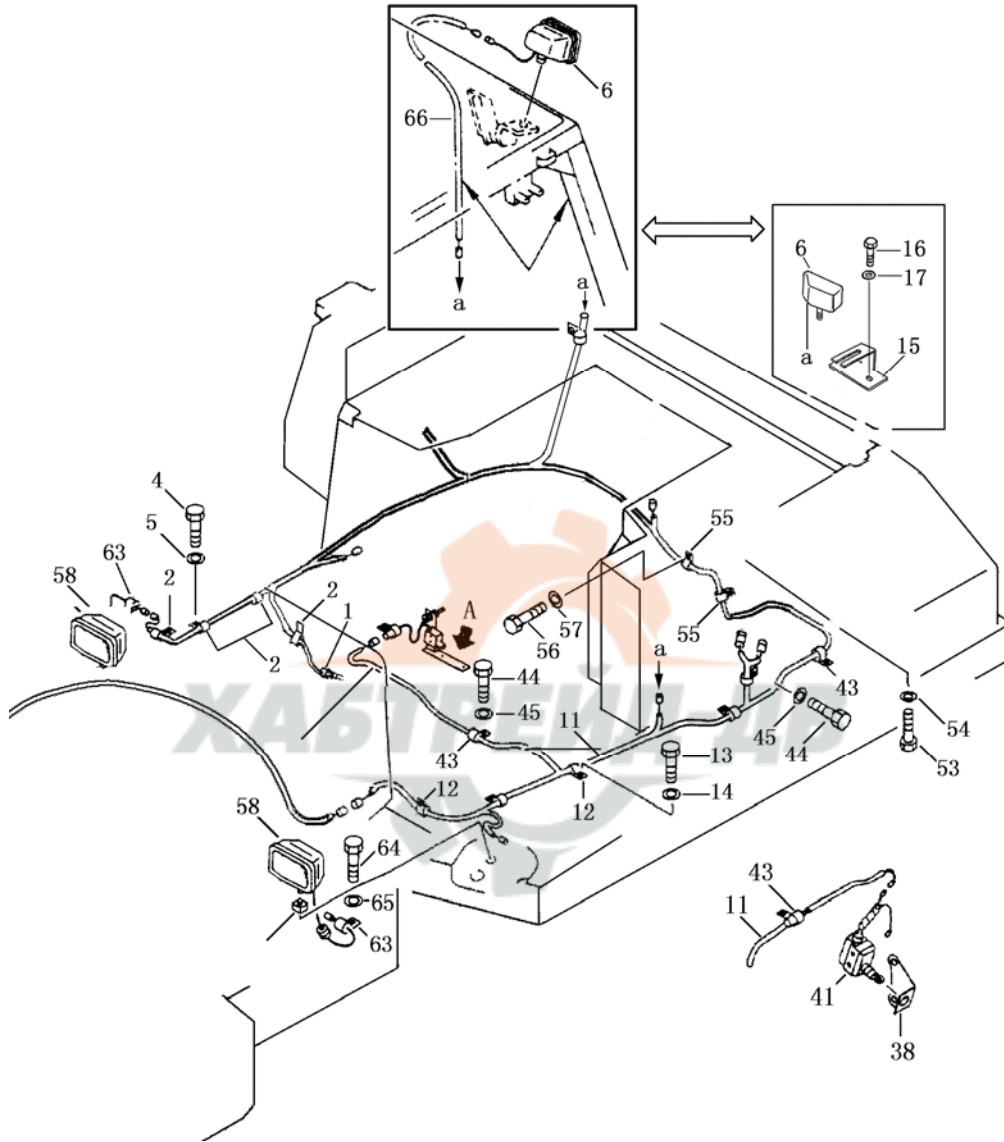
ELECTRICAL SYSTEM

序号 Index No.	件号 Part No.	名称 Description	数量 Q'ty
1	171-07-03000	发动机线束 wiring harness	1
2	23Y-07E-03000	接头 tie in	1
3	08035-02514	线夹 clip	1
4	08035-01512	线夹 clip	5
6	01010-51220	螺栓 bolt	4
7	01643-31232	垫圈 washer	4
8	D2300-00000	压力传感器 sensor, engine oil pressure	1
9	D2320-00000	温度传感器 sensor, water temperature	1
10	171-07-04000	前灯线束 wiring harness	1
11	08035-02510	线夹 clip	5
12	01010-51220	螺栓 bolt	1
13	01643-31232	垫圈 washer	1
14	01643-31032	垫圈 washer	1
15	D2711-10500	喇叭 horn	1
16	01010-50820	螺栓 bolt	2
17	01643-30823	垫圈 washer	2
18	D2401-07000	大灯 lamp ass'y	2
36	01010-51050	螺栓 bolt	1
37	01643-31032	垫圈 washer	1
39	D2160-00800	空滤指示器 air indicator	1
40	23Y-07B-13000	灯罩(右) cover R.H	1
42	01010-51220	螺栓 bolt	6
43	01643-31232	垫圈 washer	6
44	23Y-07B-12000	灯罩(左) cover L.H	1
45	16Y-07C-10000	护板 plate	2
46	23Y-07B-08000	接地线 wire, earth	1



第 119 图 电气系统 (2/2)

Fig.119 ELECTRICAL SYSTEM

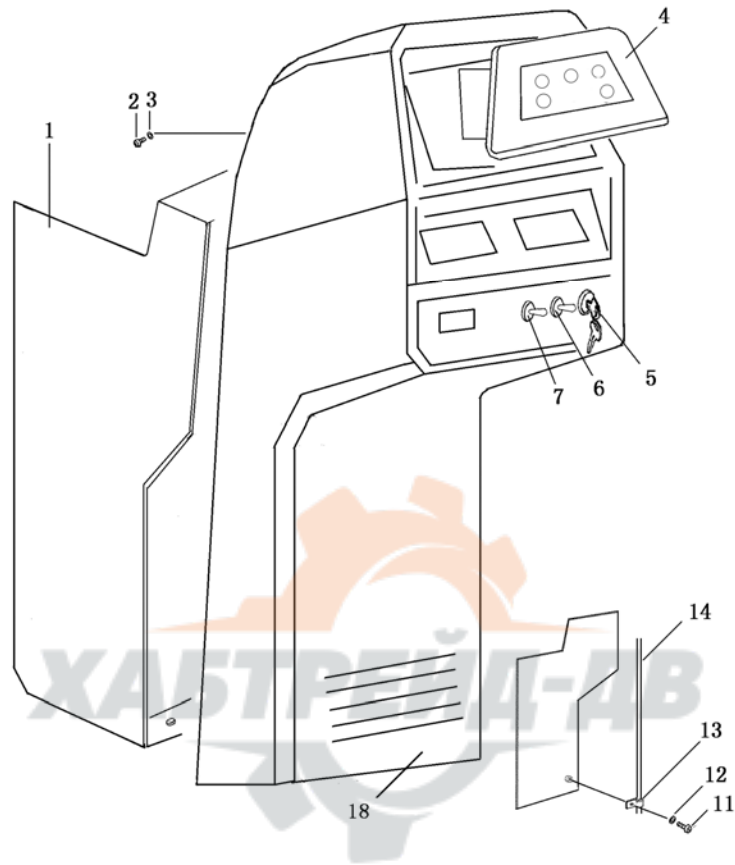


电气系统 (2/2)

ELECTRICAL SYSTEM

序号 Index No.	件号 Part No.	名称 Description	数量 Q'ty
1	D2320-00000	油温传感器 sensor, oil temperature	1
2	08036-11214	线夹 clip	4
4	01010-51220	螺栓 bolt	5
5	01643-31232	垫圈 washer	5
6	D2401-07000	大灯 lamp	1
12	08036-01814	线夹 clip	4
13	01010-51220	螺栓 bolt	3
14	01643-31232	垫圈 washer	3
15	16Y-07C-00008	支架 bracket	1
16	01010-51020	螺栓 bolt	4
17	01643-31032	垫圈 washer	4
38	154-06-36860	支架 bracket	1
41	D2590-00800	行程开关 switch, transmission	1
43	08036-11214	线夹 clip	7
44	01010-51220	螺栓 bolt	6
45	01643-31232	垫圈 washer	6
55	08036-11214	线夹 clip	2
56	01010-51220	螺栓 bolt	2
57	01643-31232	垫圈 washer	2
58	D2401-07000	大灯 lamp	2
63	08036-11214	线夹 clip	2
64	01010-51220	螺栓 bolt	2
65	01643-31232	垫圈 washer	2
66	171-07-02000	地板架线束 wire harness	1

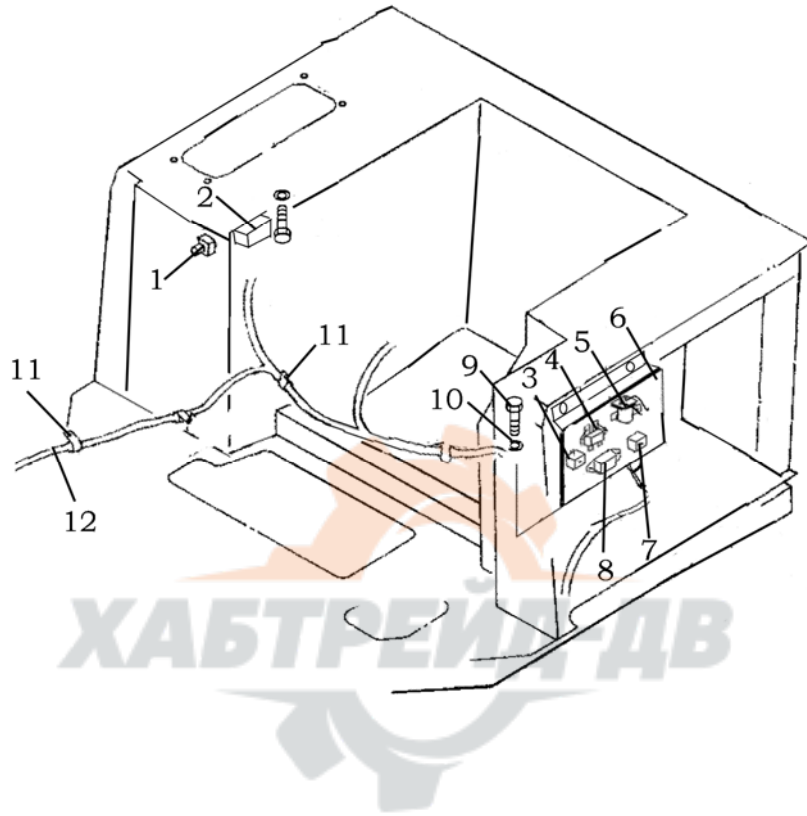
第 120 图 仪 表 箱  
Fig.120 INSTRUMENT BOX



仪 表 箱  
INSTRUMENT BOX

序号 No.	件 号 Part No.	名 称 Description	数量 Q'ty
1	23Y-07B-11000	箱 box	1
2	01220-30512	螺钉 screw	4
3	01641-20508	垫圈 washer	4
4	D2210-00000	组合仪表总成 combined instrument ass'y	1
4A	D2102-01000	机油压力表 oil pressure gauge	1
4B	D2112-12000	水温表 water temperature gauge	1
4C	D2122-15000	油温表 oil temperature gauge	1
4D	D2140-03200	电压表 voltage meter	1
4E	D2170-00000	计时表 time meter	1
4F	D2460-0000	报警单元 alarm unit	1
5	D2500-00000	启动开关 switch, starting	1
6	D2530-01500	前灯开关 switch, head lamp	1
7	D2530-01500	后灯开关 switch, rear lamp	1
11	01010—51016	螺栓 bolt	1
12	01643—31032	垫圈 washer	1
13	08035—02510	线夹 clip	1
14	17Y-07C-09000	仪表箱线束 wire	1

第 121 图 继电器和保险丝盒  
Fig.121 RELAY AND FUSE BOX

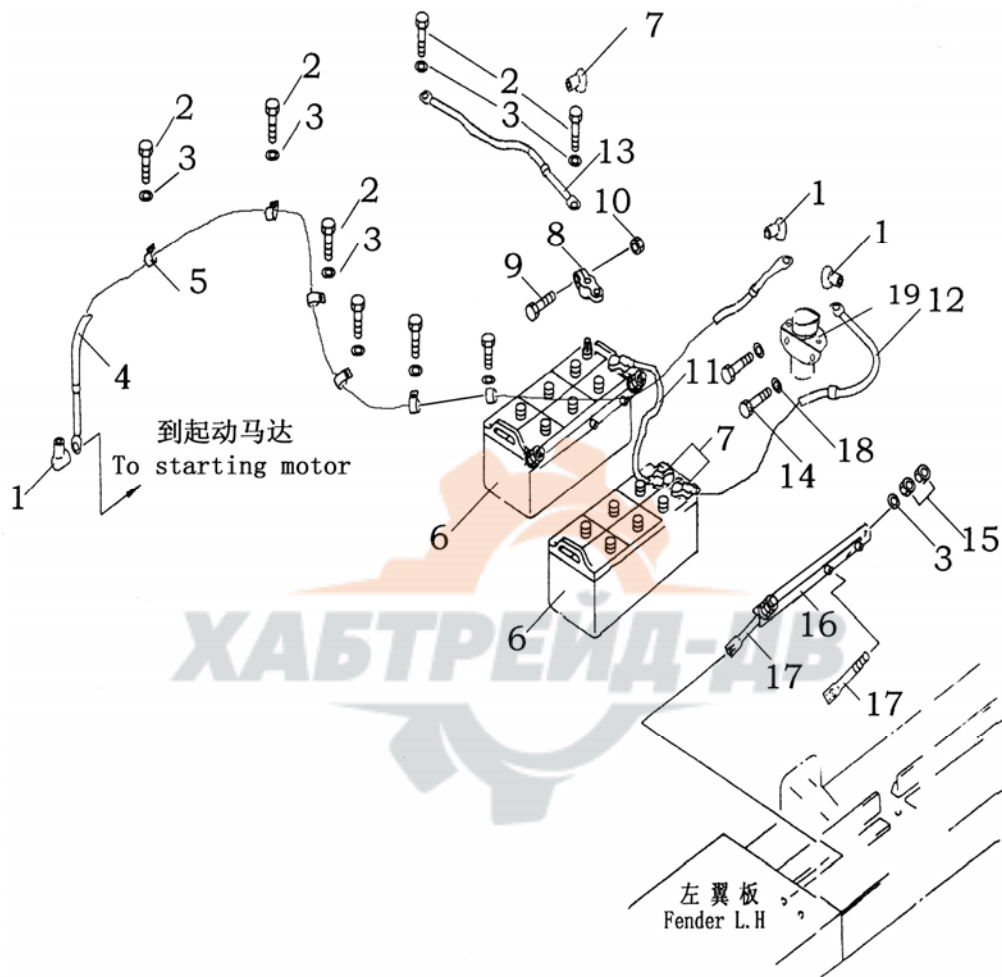


继电器和保险丝盒  
RELAY AND FUSE BOX

序号 Index No.	件号 Part No.	名称 Description	数量 Q'ty
1	08035-02512	喇叭开关      switch, horn	1
2	D2650-01100	喇叭继电器      relay horn	1
3	D2660-02000	继电器      relay	1
4	3006300	安全继电器      safety relay	1
5	216537	启动继电器      starting relay	1
6	171-07-08000	板      board	1
7	D2762-00100	保险丝盒      fuse box	1
8	D2763-00900	保险丝盒      fuse box	1
9	01010-51016	螺栓      bolt	6
10	01643-31032	垫圈      shim	6
11	08035-02512	线夹      clip	6
12	171-07-02000	地板架线束      wire	1



第 122 图 蓄电池与电池继电器  
 Fig.122 BATTERY AND RELAY SWITCH



## 蓄电池与电池继电器

### BATTERY AND RELAY SWITCH

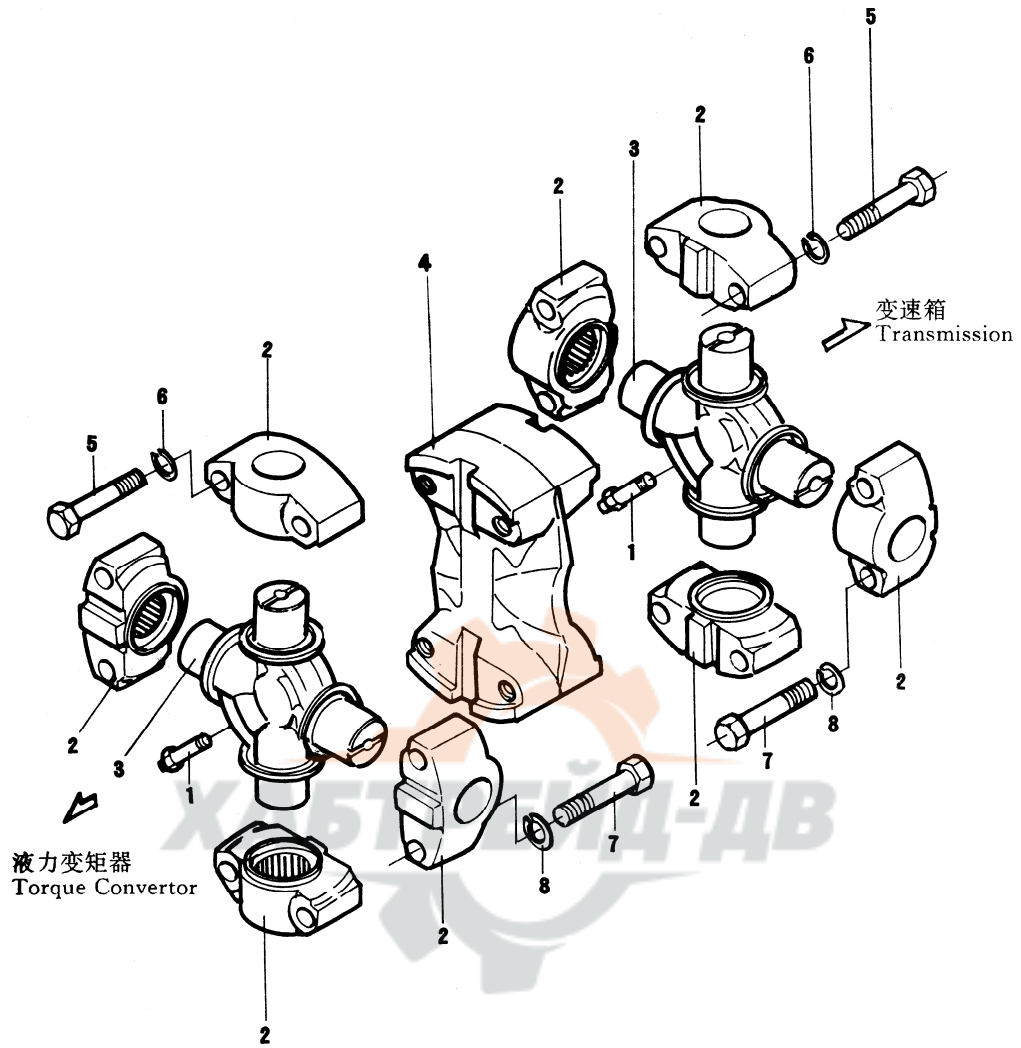
序号 Index No.	件号 Part No.	名称 Description	数量 Q'ty
1	08038-00518	罩 cap	3
2	01010-51016	螺栓 bolt	8
3	01643-31032	垫片 washer	8
4	171-07-01000	电缆 cable	1
5	08035-12510	线夹 clip	6
6	01010-20000	蓄电池 (200AH) battery	2
7	08038-22511	罩 cap	4
8	08000-00000	接线柱 “+” terminal “+”	2
	08000-00001	接线柱 “-” terminal “-”	2
9	01010-30830	螺栓 bolt	2
10	01580-00806	螺母 nut	2
11	195-06-18581	电缆 cable	1
12	23Y-07B-03000	电缆 cable	1
13	23Y-07B-02000	电缆 cable	1
14	01010-50820	螺栓 bolt	2
15	01580-11008	螺母 nut	4
16	195-06-18581	压板 holder	2
17	175-06-39621	拉杆 rod	4
18	01643-30823	垫片 washer	2
19	D2601-60000	电池继电器 relay	1



变 矩 器 及 传 动 机 构  
TORQUE CONVERTER AND  
TRANSMISSION



第 201 图 万向节  
Fig. 201 UNIVERSAL JOINT



万向节  
UNIVERSAL JOINT

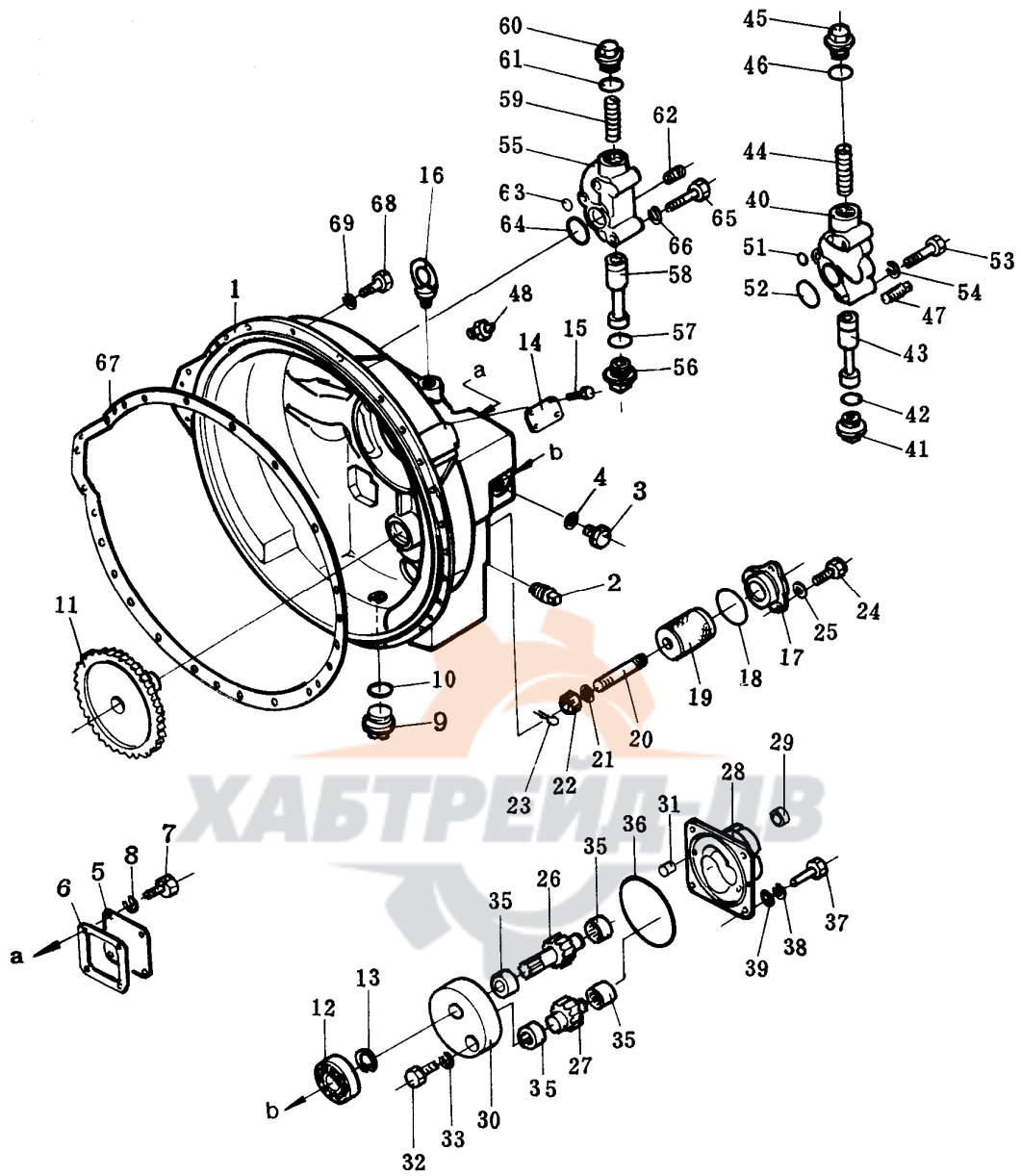
序号 Index No.	件号 Part No.	名称 Description	数量 Q'ty
	175-20-30000	万向节总成 universal joint ass'y	1
1	175-20-11140	油嘴 fitting, grease	1x2
2	175-20-11110	轴承 bearing	4x2
3	175-20-11120	十字轴 spider	1x2
4	175-20-11130	连接板 plate	1
5	01010-51260	螺栓 bolt	8
6	01602-21236	弹簧垫圈 washer, spring	8
7	01010-51260	螺栓 bolt	8
8	01602-21236	弹簧垫圈 washer, spring	8



第202图

变矩器外壳及调节阀

Fig.202 TORQUE CONVERTER HOUSING AND REGULATOR VALVE



## 变矩器外壳及调节阀

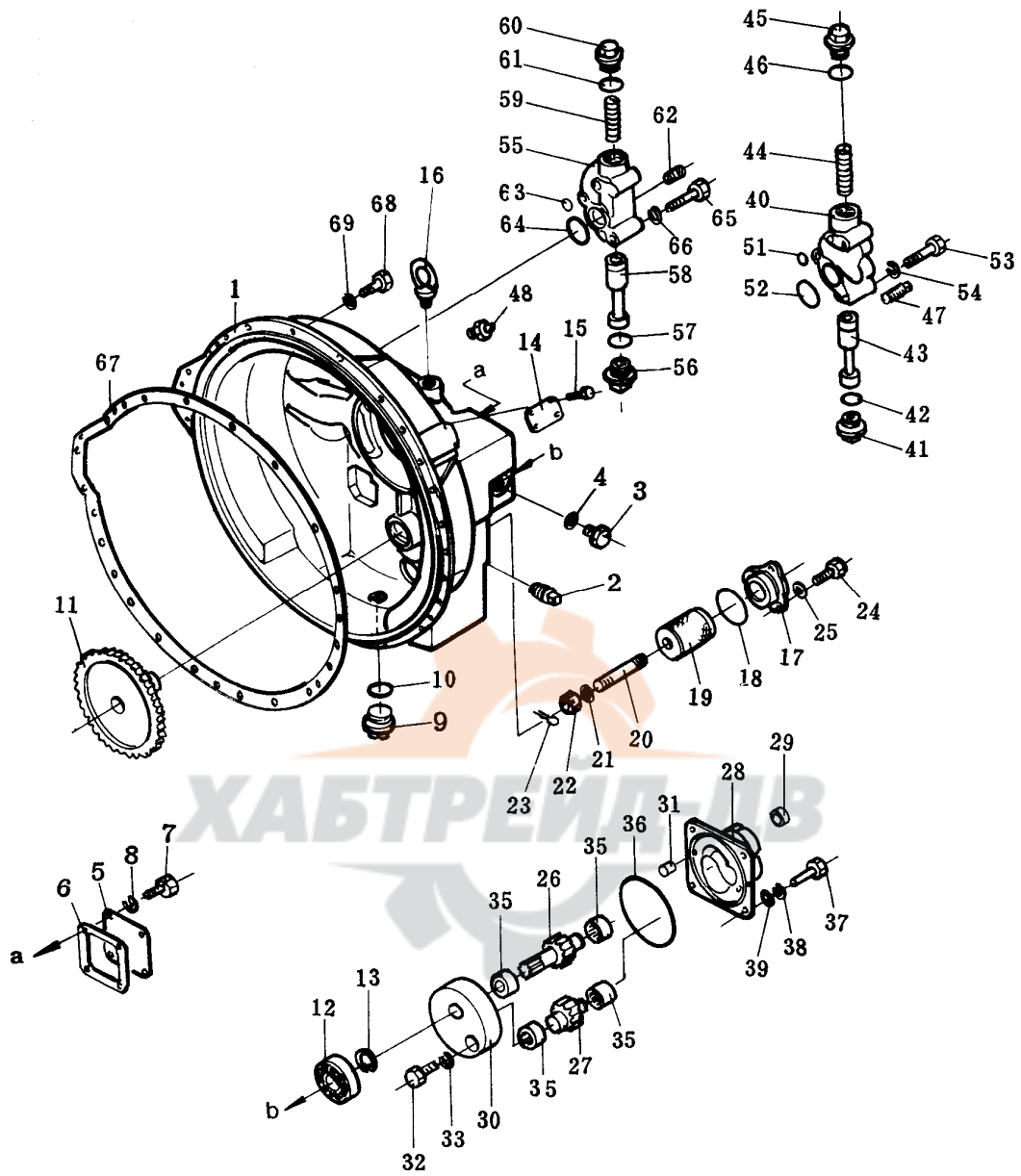
### TORQUE CONVERTER HOUSING AND REGULATOR VALVE

序号 Index No..	件号 Part No.	名称 Description	数量 Q'ty
	175-13-21007	变矩器组件 Torque converter ass'y 此组件由图 202 和 203 所示的所有零件组成 This assembly consists of all parts shown in Fig 202 and 203	1
1	195-13-13114	壳体 housing	1
2	07042-20415	(方头)螺塞 plug	3
3	175-13-23290	螺塞 plug	1
4	07005-01612	密封垫 gasket	1
5	175-13-23220	盖 cover	1
6	175-13-23231	垫片 gasket	1
7	01010-51225	螺栓 bolt	4
8	01602-21236	弹簧垫圈 washer, spring	4
9	07044-13620	磁性螺塞 plug, magnetic	1
10	07002-43634	O 型圈 O-ring	1
11	175-13-24111	齿轮 gear	1
12	06030-05206	轴承 bearing	1
13	04064-03015	弹簧垫圈 washer, spring	1
14	09607-05080	铭牌 plate name	1
15	04418-03060	螺钉 screw, tapping	4
16	04530-11628	吊环 bolt, eye	2
	195-13-13400	过滤器组件 filter ass'y	1
17	195-13-13410	盖 cover	1
18	07000-62070	O 型圈 O-ring	1
19	195-13-13420	过滤器 filter	1
20	195-13-13430	双头螺栓 stud	1
21	01641-20608	垫圈 washer	1
22	01590-10607	螺母 nut	1
23	04050-11212	开口销 pin, cotter	1
24	01010-51230	螺栓 bolt	3
25	01643-31232	垫圈 washer	3

第202图

变矩器外壳及调节阀

Fig.202 TORQUE CONVERTER HOUSING AND REGULATOR VALVE



变矩器外壳及调节阀

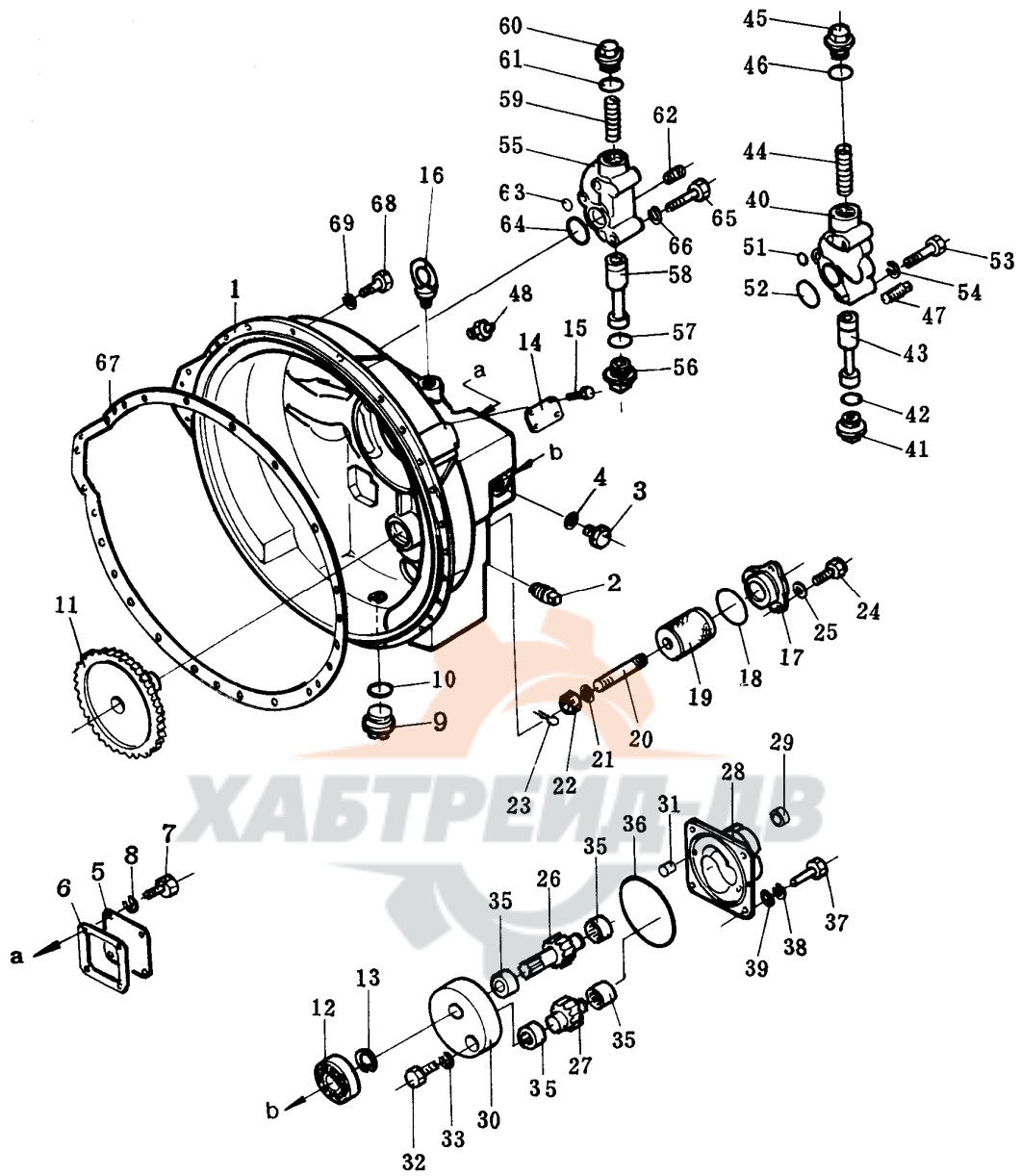
TORQUE CONVERTER HOUSING AND REGULATOR VALVE

序号 Index No.	件号 Part No.	名称 Description	数量 Q'ty
26	175-13-23500	回油泵组件 scavenging pump ass'y	1
	175-13-23510	主动齿轮组件 drive gear ass'y	1
	175-13-23580	齿轮 gear	1
	175-13-23610	轴 shaft	1
27	175-13-23520	从动齿轮组件 driven gear ass'y	1
	175-13-23580	齿轮 gear	1
	175-13-23620	轴 shaft	1
28	138-13-23530	泵体 case, pump	1
29	01190-01011	螺纹衬套 helisert	2
30	175-13-23540	盖 cover	1
31	04020-00820	销 pin	2
32	01010-50835	螺栓 bolt	4
33	01602-20825	弹簧垫圈 washer, spring	4
34	01641-20812	垫圈 washer	4
36	07000-62115	O型圈 O-ring	1
37	01010-51235	螺栓 bolt	4
38	01602-21236	弹簧垫圈 washer, spring	4
39	01641-21223	垫圈 washer	4
	195-13-16100	溢流阀组件 relief valve ass'y	1
40	195-13-16110	阀体 body, valve	1
41	195-13-16450	螺塞 plug	1
42	07002-43634	O型圈 O-ring	1
43	195-13-16120	阀杆 spool, valve	1
44	195-13-16131	弹簧 spring	1
45	195-13-16141	螺塞 plug	1
46	07002-43634	O型圈 O-ring	1
47	07042-20108	圆锥形塞 plug, taper	1
48	07020-00613	油杯 fitting, grease	1
51	07000-62018	O型圈 O-ring	1
52	07000-63045	O型圈 O-ring	1
53	01010-51290	螺栓 bolt	3

第202图

变矩器外壳及调节阀

Fig.202 TORQUE CONVERTER HOUSING AND REGULATOR VALVE



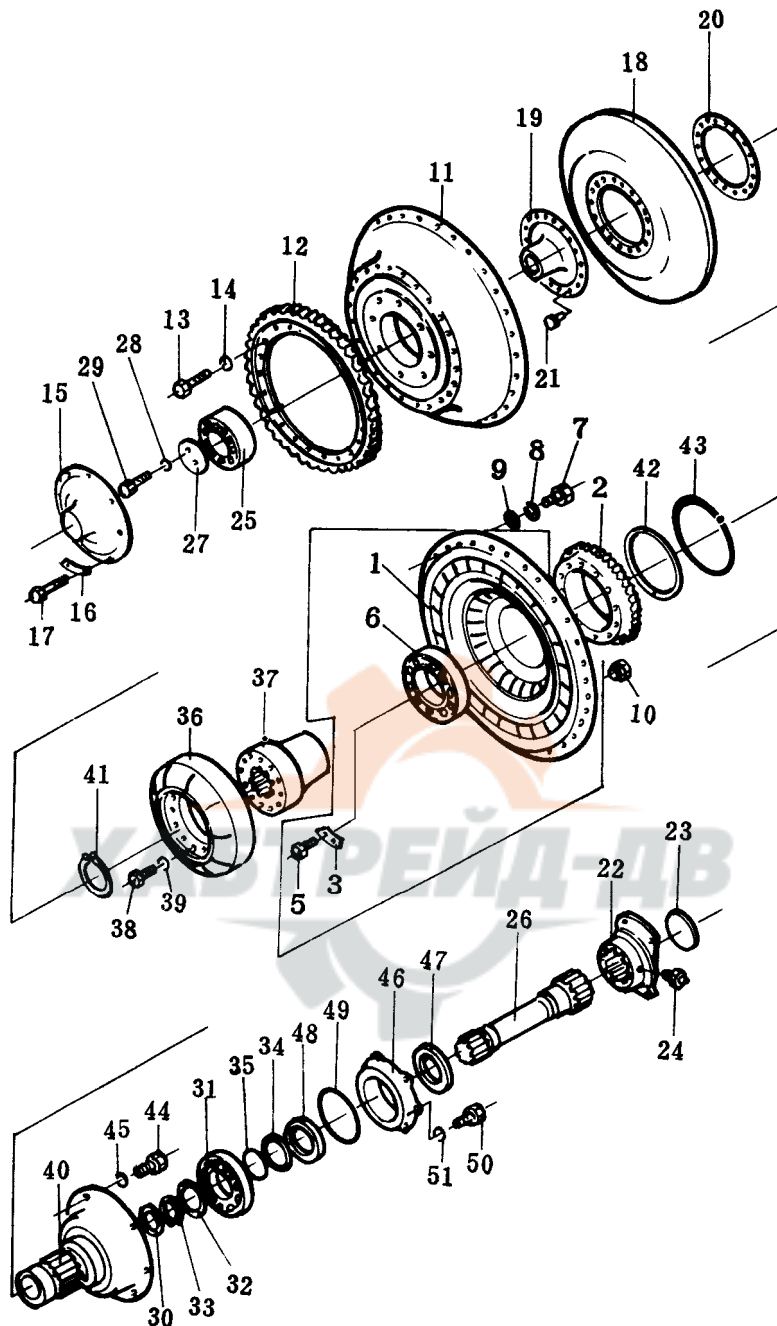


变矩器外壳及调节阀

TORQUE CONVERTER HOUSING AND REGULATOR VALVE

序号 Index No.	件号 Part No.	名称 Description	数量 Q'ty
54	01602-21236	弹簧垫圈 washer, spring	3
	175-13-26401	调节阀总成 regulator valve ass'y	1
55	175-13-26410	阀体 body, valve	1
56	195-13-16450	螺塞 plug	1
57	07002-43634	O型圈 O-ring	1
58	195-13-16420	阀杆 spool, valve	1
59	195-13-16430	弹簧 spring	1
60	195-13-16141	螺塞 plug	1
61	07002-43634	O型圈 O-ring	1
62	07042-20108	螺塞 plug	1
63	07000-62018	O型圈 O-ring	1
64	07000-63045	O型圈 O-ring	1
65	01010-51295	螺栓 bolt	3
66	01602-21236	弹簧垫圈 washer, spring	3
67	175-11-11112	垫片(变矩器到发动机) gasket , torque to engine	1
68	01010-51240	螺栓 bolt	23
69	01602-21236	弹簧垫圈 washer, spring	23

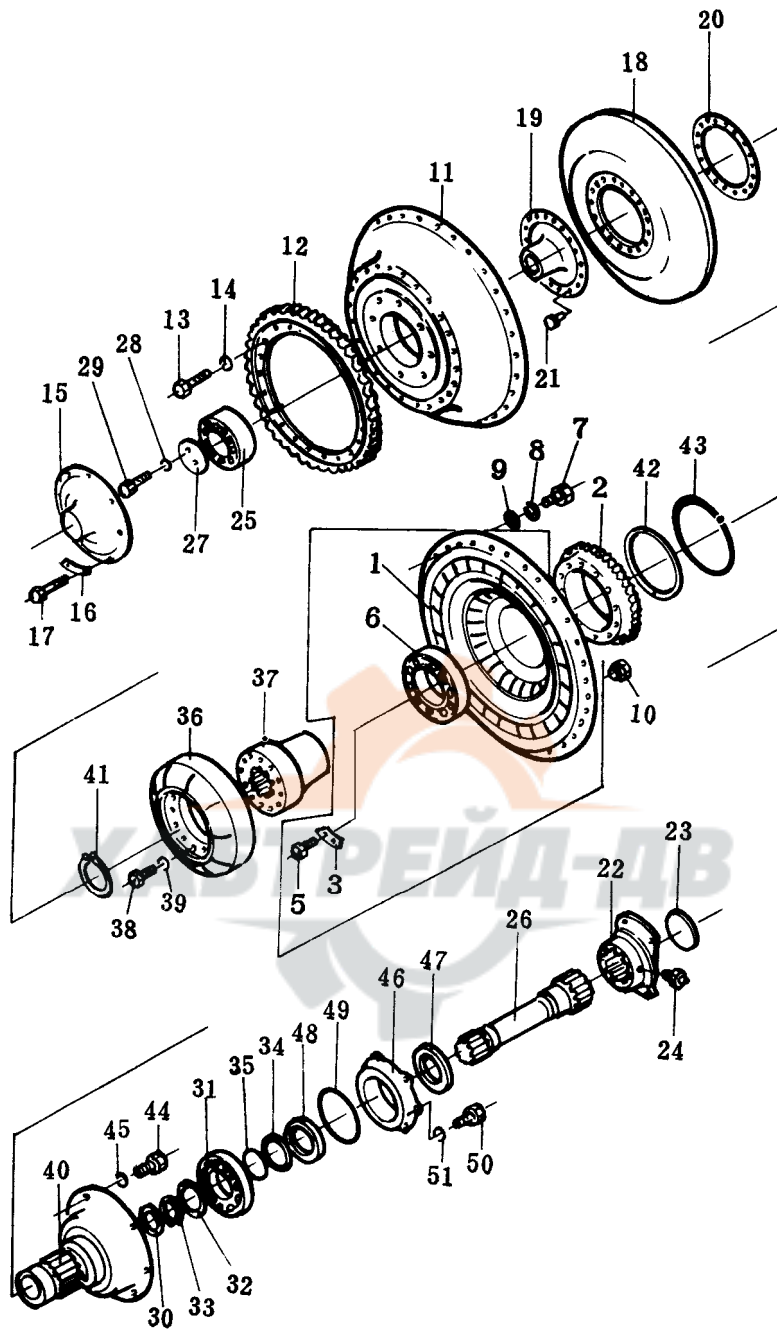
第 203 图 涡轮轴及导轮  
Fig. 203 TURBINE SHAFT AND STATOR



涡轮轴及导轮  
TURBINE SHAFT AND STATOR

序号 Index No..	件号 Part No.	名称 Description	数量 Q'ty
	175-13-21007	变矩器组件 Torque converter ass'y 此组件由图 202 和 203 所示的所有零件组成 This assembly consists of all parts shown in Fig 202 and 203	1
1	175-13-21124	泵轮 pump	1
2	175-13-21141	齿轮 gear	1
3	01643-31032	垫圈 washer	12
5	01010-51035	螺栓 bolt	12
6	175-13-21160	轴承 bearing	1
7	01010-61035	螺栓 bolt	30
8	01602-21030	弹簧垫圈 washer, spring	30
9	01643-31032	垫圈 washer	30
10	07040-11007	螺塞 plug	2
11	175-13-21213	罩轮 case	1
12	175-13-21220	齿轮 gear	1
13	01010-61230	螺栓 bolt	24
14	01643-21232	垫圈 washer	24
15	175-13-21253	定位罩 pilot	1
16	195-13-11261	锁紧垫 gasket, lock	4
17	01010-51230	螺栓 bolt	8
	175-13-21513	涡轮总成 turbine ass'y	1
18	175-13-21552	涡轮 turbine	1
19	175-13-21532	轮毂 boss	1
20	175-13-21540	板 plate	1
21	195-13-11550	铆钉 rivet	18
	175-13-21641	联轴节总成 coupling ass'y	1
22	175-13-21662	联轴节 coupling	1
23	175-13-11671	盖 cover	1
24	07020-00613	油杯 fitting grease	1
25	175-13-21240	轴承 bearing	1
26	175-13-21654	轴 shaft	1

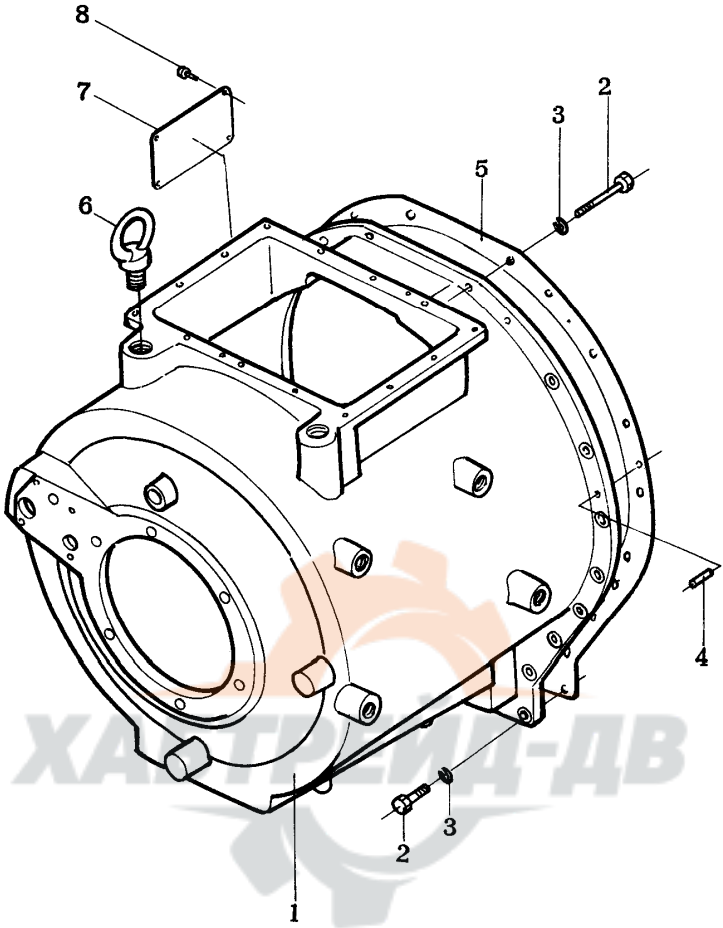
第 203 图 涡轮轴及导轮  
Fig. 203 TURBINE SHAFT AND STATOR



涡轮轴及导轮  
TURBINE SHAFT AND STATOR


序号 Index No.	件号 Part No.	名称 Description	数量 Q'ty
27	175-13-21692	挡圈 ring, snap	1
28	175-13-21712	锁紧垫 gasket, lock	1
29	175-13-11810	配合螺栓 bolt, reamer	2
30	178-13-11720	密封环 ring, seal	1
31	06040-06313	轴承 bearing	1
32	175-13-21770	垫圈 washer	1
33	04064-06525	弹性挡圈 ring, snap	1
34	175-13-21750	环座 seat	1
35	07000-35055	O型圈 O-ring	1
36	175-13-22313	导轮 stator	1
37	175-13-22122	座圈 race	1
38	01010-51030	螺栓 bolt	12
39	01643-31032	垫圈 washer	12
40	175-13-22524	轴 shaft	1
41	04064-08530	弹性挡圈 ring, snap	1
42	195-13-12711	密封环 ring, seal	1
43	07000-65190	O型圈 O-ring	1
44	01010-51235	螺栓 bolt	6
45	01602-21236	弹簧垫圈 washer, spring	6
46	175-13-22721	盖 cover	1
47	175-13-22730	密封圈 seal	1
48	07011-10080	油封 seal, oil	1
49	07000-65135	O型圈 O-ring	1
50	01010-51230	螺栓 bolt	6
51	01010-21236	弹簧垫圈 washer, spring	6

第 204 图 变速箱壳  
Fig.204 TORQUE TRANSMISSION CASE

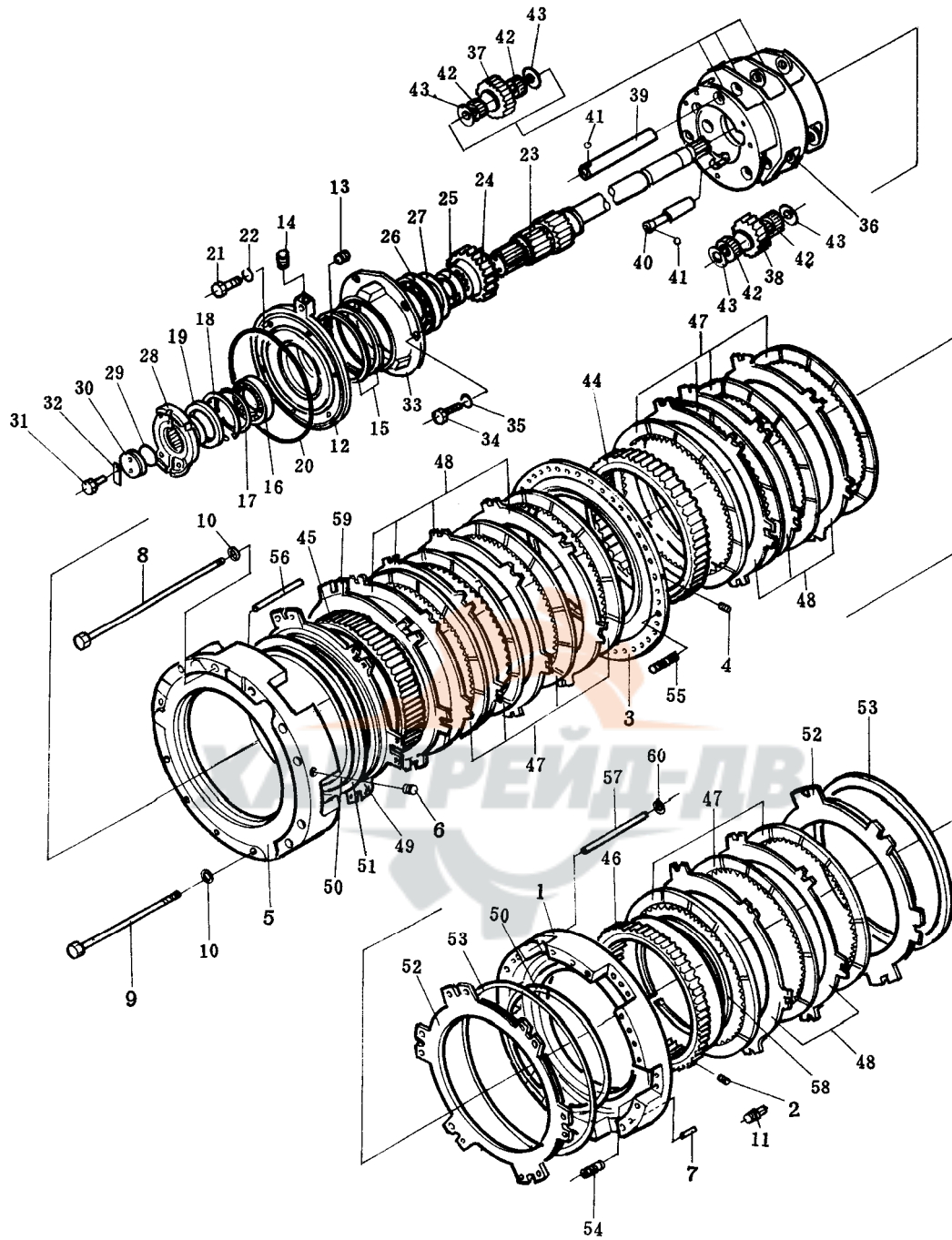


变速箱壳  
TORQUE TRANSMISSION CASE

序号 Index No.	件号 Part No.	名称 Description	数量 Q'ty
	175-15-00226	变速箱总成 Transmission ass'y 本总成由图 204 至 207 中所示的零件组成 This assembly consists of all parts shown in Fig 204 to 207	1
1	175-15-41111	箱体 case	1
2	01010-51240	螺栓 bolt	22
3	01602-01236	弹簧垫圈 washer, spring	22
4	04020-01228	定位销 pin, dowel	1
5	175-15-41121	垫片 gasket	1
6	04530-02438	吊环螺栓 bolt, eye	2
7	09608-005080	铭牌 plate, name	1
8	04418-03060	自攻螺钉 screw, tapping	4



第 205 图 变速箱齿轮与轴 (1/2)  
 Fig. 205 TRANSMISSION GEAR AND SHAFT

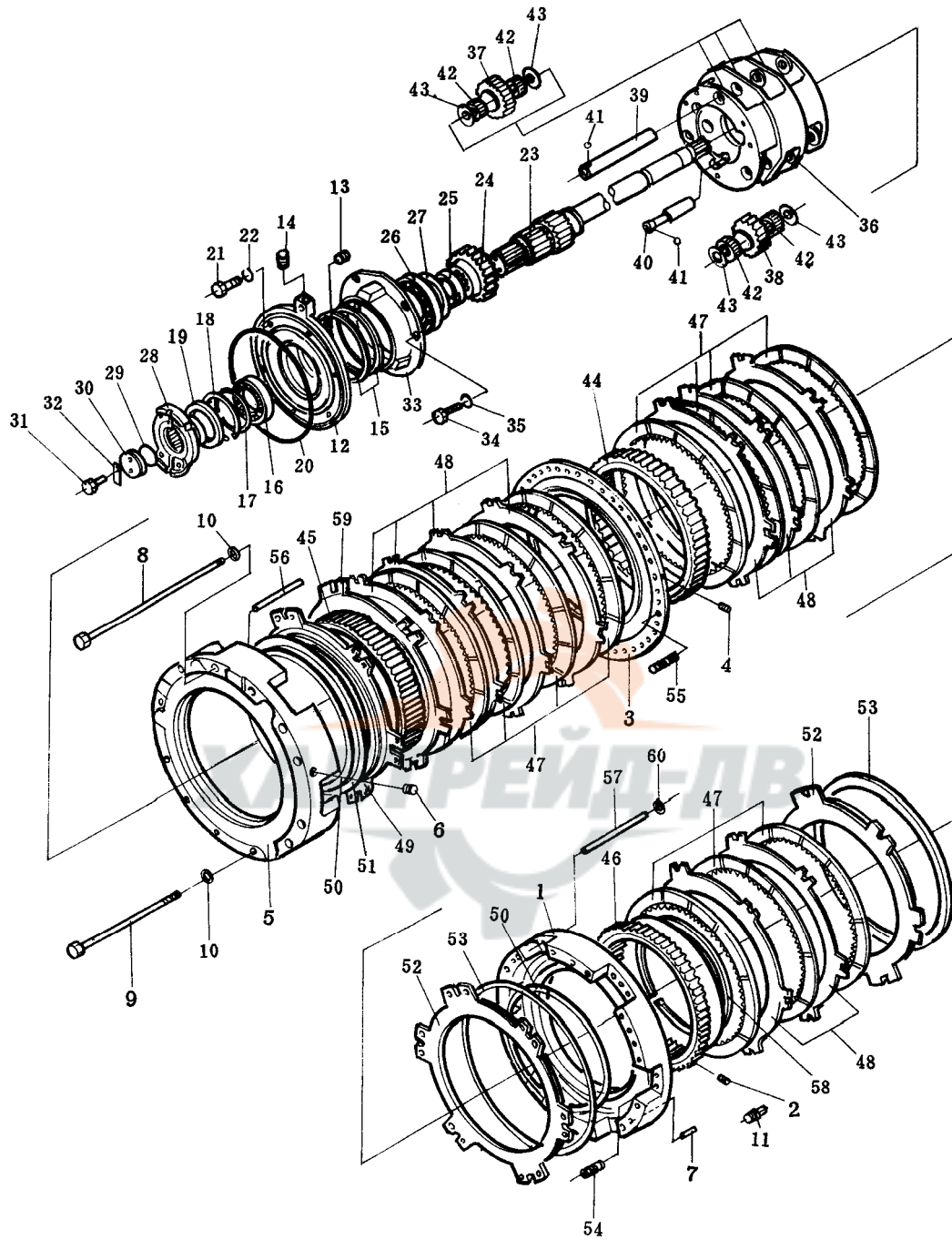




变速箱齿轮与轴 (1/2)  
TRANSMISSION GEAR AND SHAFT

序号 Index No.	件号 Part No.	名称 Description	数量 Q'ty
	175-15-00216	液力变速传动系组件 Torque flow transmission ass'y 本组件由图 204 至 210 中所示的所有零件组成 This assembly consists of all parts shown in Fig 204 to 210	1
	175-15-00226	变速箱组件 Transmission ass'y 该部件由图 204 至 207 中所示的所有零件组成 This assembly consists of all parts shown in Fig 204 to 207	1
	175-15-00260	壳体总成 housing ass'y	1
1	175-15-41160	活塞座 housing	1
2	145-14-11320	螺塞 plug	2
3	175-15-41172	垫板 plate	1
4	145-14-11320	螺塞 plug	2
5	175-15-41189	活塞座 housing	1
6	145-14-11320	螺塞 plug	2
7	04020-01228	定位销 pin, dowel	2
8	175-15-41192	螺栓 bolt	12
9	175-15-41292	螺栓 bolt	2
10	145-14-11570	垫圈 washer	14
11	09231-01430	套 sleeve	4
12	175-15-41211	外壳 cage	4
13	195-15-11230	螺塞 plug	1
14	07042-00211	锥形螺塞 plug, taper	1
15	07018-11805	密封环 ring, seal	2
16	06000-06016	轴承圈 bearing, ring	1
17	195-15-11240	衬垫 spacer	1
18	170-14-22140	弹性挡环 ring, snap	1
19	07012-10100	骨架油封 seal, oil	1
20	07000-05290	O 型圈 O-ring	1
21	01010-51235	螺栓 bolt	6
22	01602-01236	弹簧垫圈 washer, spring	6
23	175-15-42112	轴 shaft	1
24	175-15-42122	齿轮 gear, sun, follower	1

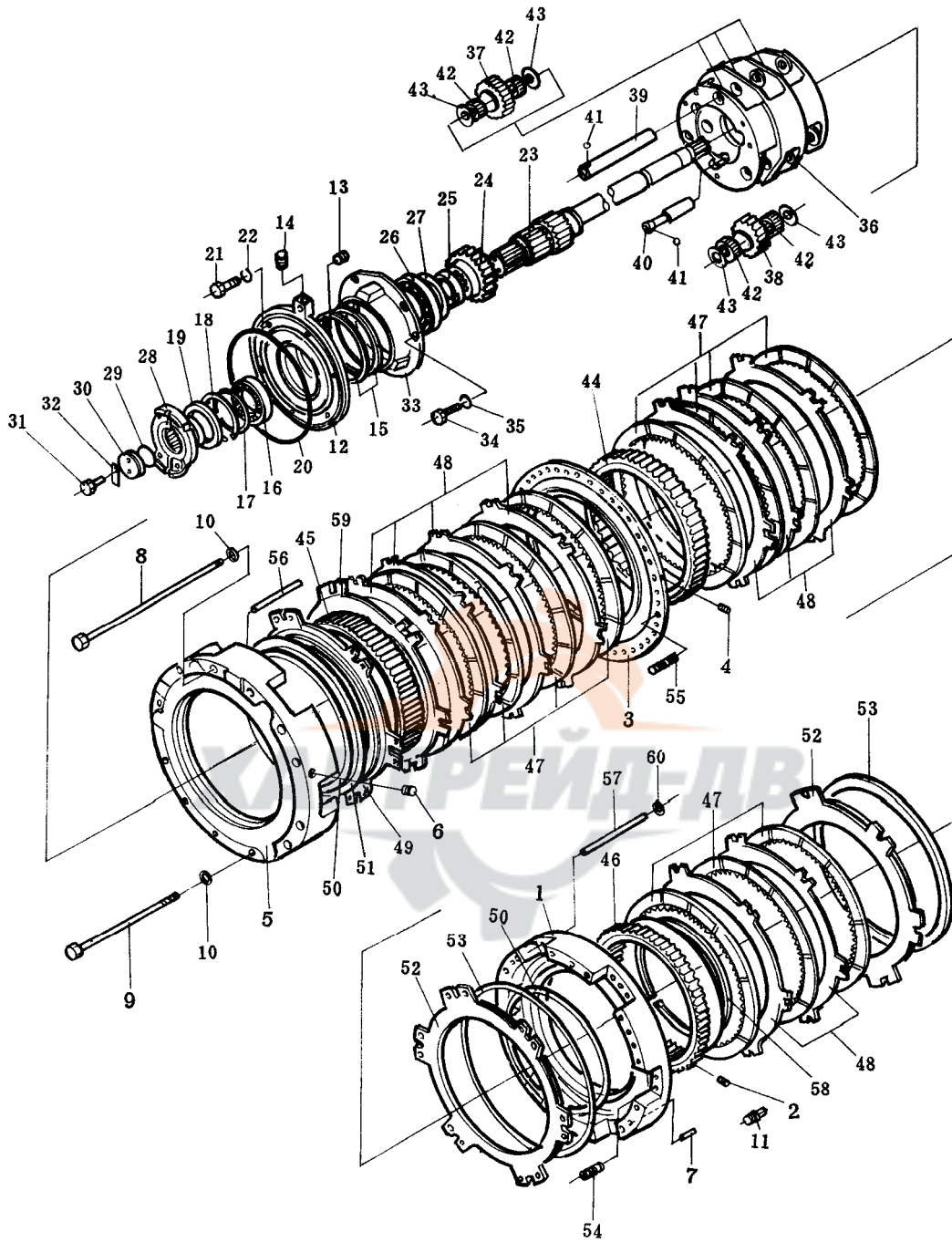
第 205 图 变速箱齿轮与轴(1/2)  
 Fig. 205 TRANSMISSION GEAR AND SHAFT



变速箱齿轮与轴 (1/2)  
TRANSMISSION GEAR AND SHAFT

序号 Index No.	件号 Part No.	名称 Description	数量 Q'ty
25	195-15-12141	衬垫 spacer	1
26	06000-06924	轴承 bearing	1
27	130-09-16780	卡环 ring, snap	1
28	175-15-42151	联轴节(万向节到传动轴) coupling, universal	1
29	07000-05055	O型圈(联轴节到轴) O-ring	1
30	175-15-12160	托板 plate, coupling	1
31	01010-31230	螺栓 bolt	2
32	04081-05512	锁片 plate, lock	1
33	175-15-42311	轴承座 cage, bearing	1
34	01010-31230	螺栓 bolt	6
35	01602-01236	弹簧垫圈 washer, spring	6
36	175-15-42322	行星架 carrier, planetary	1
37	175-15-42451	齿轮 gear	9
38	175-15-42471	齿轮 gear	3
39	175-15-42512	轴 shaft	3
40	175-15-42532	轴 shaft	3
41	04260-00635	钢球 ball	6
42	09232-05125	轴承 bearing	24
43	09233-05125	推力垫圈 washer	24
44	175-15-42610	齿圈 gear, ring	1
45	175-15-42620	齿圈 gear, ring	1
46	175-15-42632	齿圈(三速) gear, ring, 3 <sup>rd</sup>	1
47	175-15-12715	摩擦片 disk, clutch	11
48	175-15-42721	垫板 plate, clutch	9
49	175-15-42860	活塞 piston	1
50	175-15-12750	密封环 ring, seal	2
51	175-15-12820	密封环 ring, seal	1
52	175-15-42870	活塞 piston	2
53	195-15-12740	密封环 ring, seal	2
54	175-15-42780	弹簧 spring	12

第 205 图 变速箱齿轮与轴(1/2)  
Fig. 205 TRANSMISSION GEAR AND SHAFT

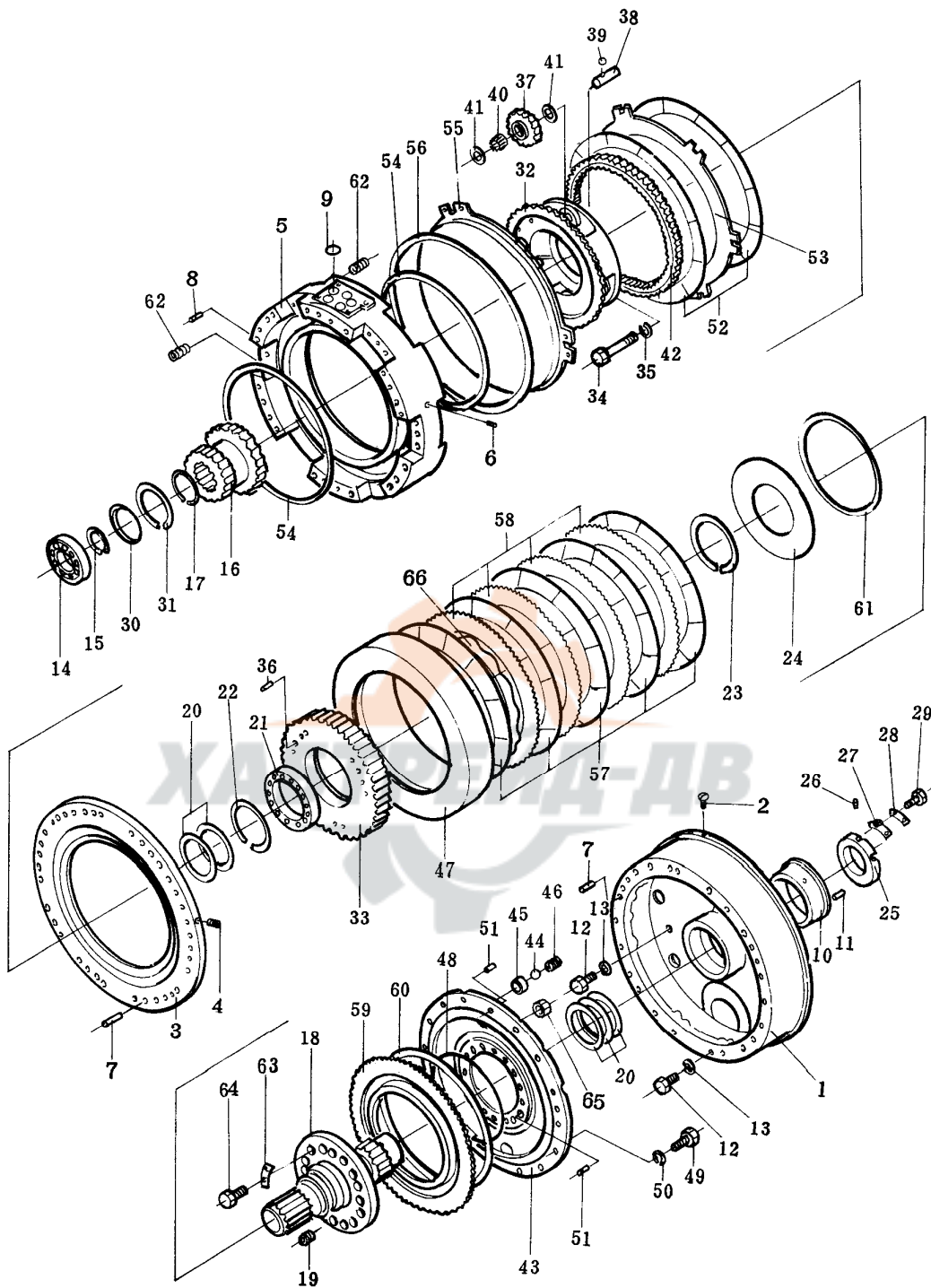


变速箱齿轮与轴 (1/2)  
TRANSMISSION GEAR AND SHAFT

序号 Index No.	件号 Part No.	名称 Description	数量 Q'ty
55	145-14-12810	弹簧 spring	12
56	145-14-12760	销 pin	6
57	175-15-12780	销 pin	6
58	175-15-42670	卡环 ring, snap	1
59	175-15-42920	板 plate	1
60	175-15-42880	垫圈型弹簧 spring, washer tape	78



第 206 图 变速箱齿轮与轴 (2/2)  
Fig. 206 TRANSMISSION GEAR AND SHAFT

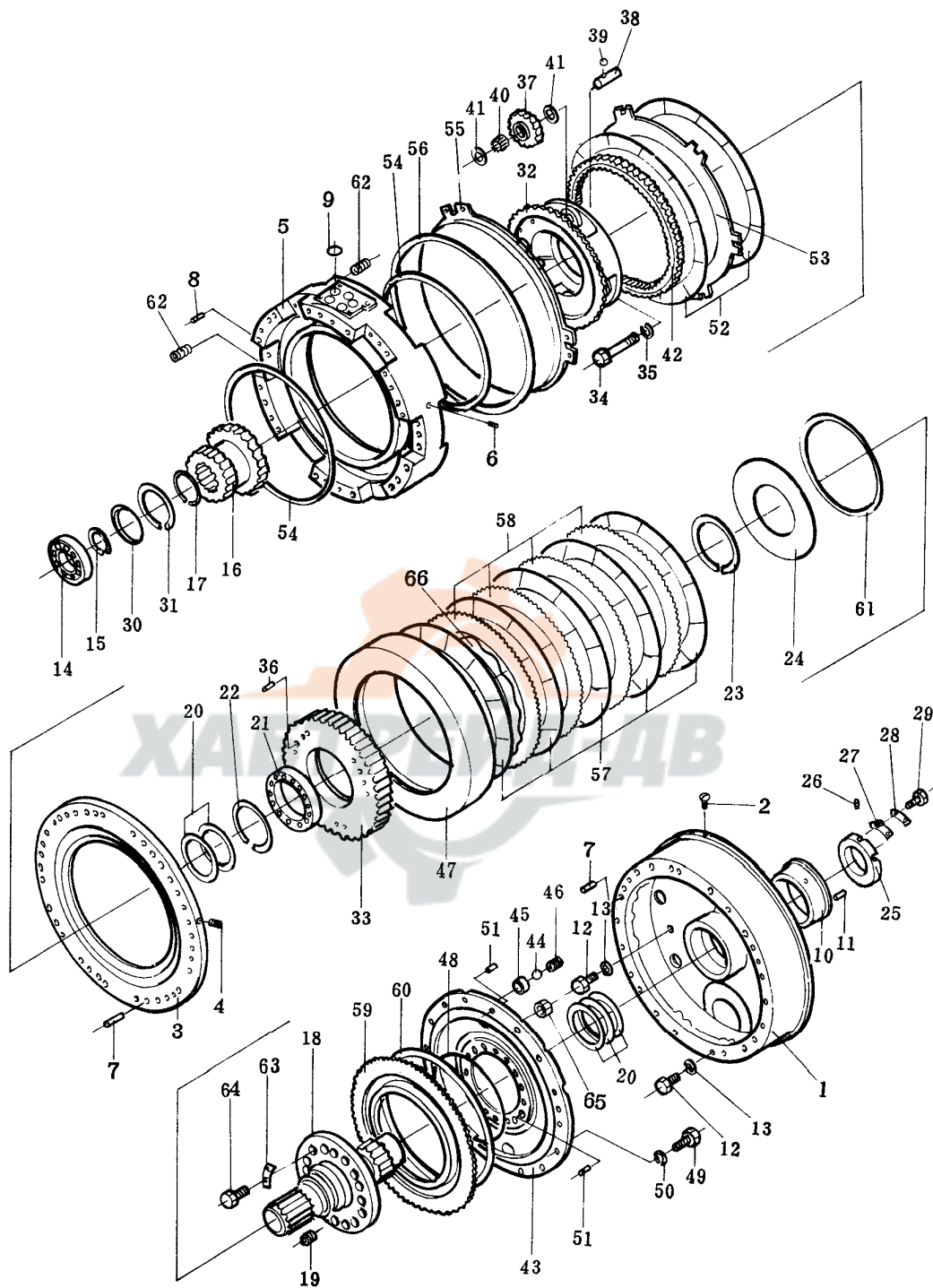


## 变速箱齿轮与轴 (2/2)

### TRANSMISSION GEAR AND SHAFT

序号 Index No.	件号 Part No.	名称 Description	数量 Q'ty
	175-15-00216	液力变速传动系组件 Torque flow transmission ass'y 本组件由图 204 至 210 中所示的所有零件组成 This assembly consists of all parts shown in Fig 204 to 210	1
	175-15-00226	变速箱组件 Transmission ass'y 该部件由图 204 至 207 中所示的所有零件组成 This assembly consists of all parts shown in Fig 204 to 207	1
1	178-15-11130	外壳 housing	1
2	234-15-12780	螺钉 screw	3
3	175-15-41140	垫板 plate	1
4	145-14-11320	螺塞 plug	2
5	175-14-41150	活塞座 housing	1
6	145-14-11320	螺塞 plug	2
7	175-15-31210	定位销 pin, dowel	4
8	04020-01228	销 pin	2
9	07000-63022	O 型圈 O-ring	5
10	175-15-41310	套环 collar	1
11	04020-00616	销 pin	1
12	01010-31425	螺栓 bolt	2
13	01602-01442	弹簧垫圈 washer, spring	2
14	06042-00212	轴承 bearing	1
15	04064-06020	挡圈 ring, snap	1
16	175-15-42131	齿轮 gear	1
17	04064-08530	挡圈 ring, snap	1
18	175-15-42213	轴 shaft	1
19	145-14-11320	螺塞 plug	8
20	175-15-42850	密封圈 ring, seal	5
21	06000-06924	轴承 bearing	1
22	130-09-16780	卡环 ring, snap	1
23	04070-00130	挡圈 ring, snap	1
24	175-15-42180	蝶形弹簧 spring, rim	1
25	234-21-12180	螺帽 nut	1
26	175-15-42220	销 pin	1

第 206 图 变速箱齿轮与轴 (2/2)  
Fig. 206 TRANSMISSION GEAR AND SHAFT



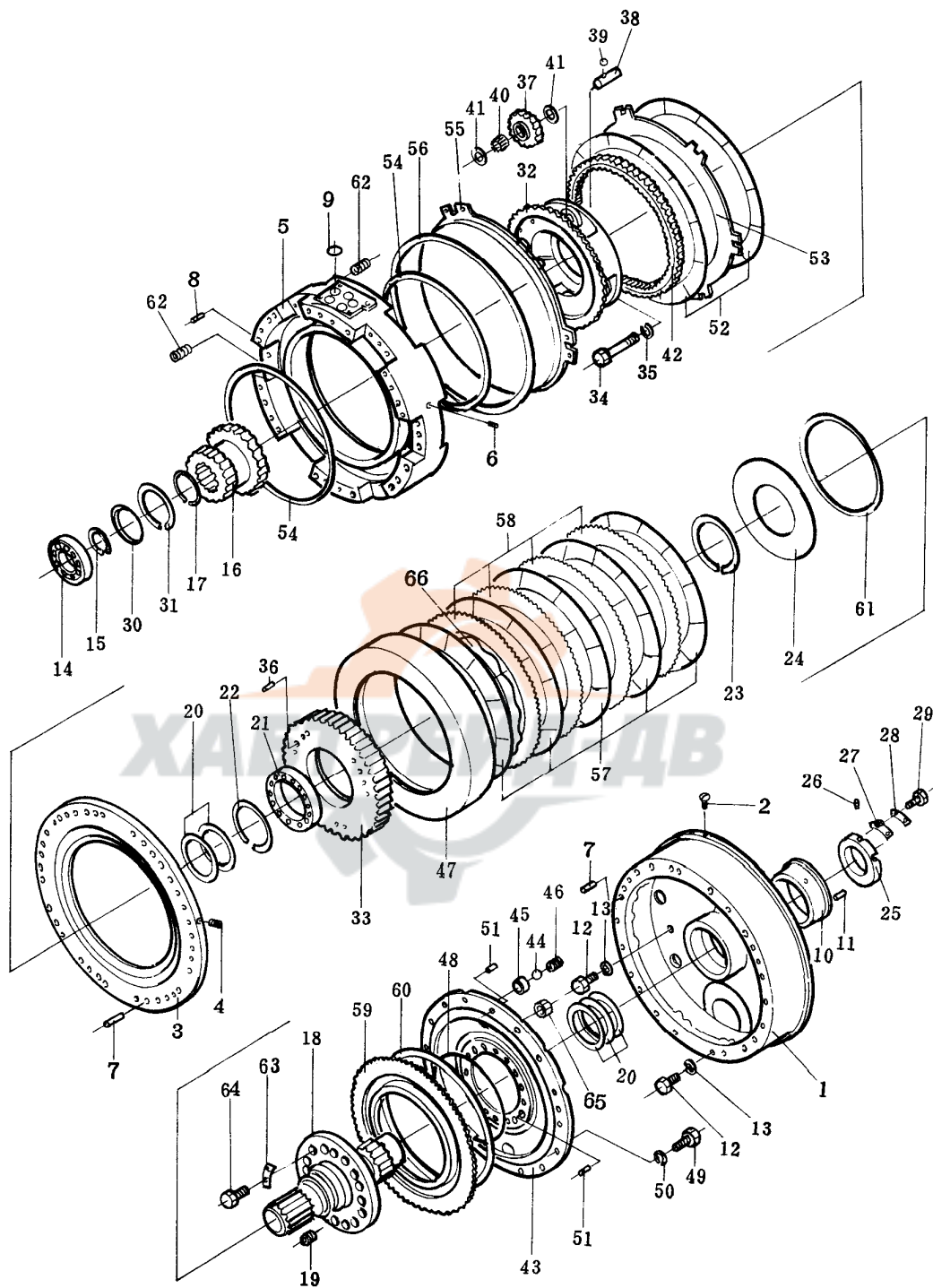


变速箱齿轮与轴(2/2)

TRANSMISSION GEAR AND SHAFT

序号 Index No.	件号 Part No.	名称 Description	数量 Q'ty
27	234-21-12190	锁板 plate	1
28	234-21-12210	锁片 plate, lock	1
29	01010-30816	螺栓 bolt	2
30	175-15-42340	挡油板 plate	1
31	130-09-15740	卡环 ring, snap	1
32	175-15-42364	行星架 carrier, planetary	1
33	175-15-42571	齿轮(外鼓) gear, drum	1
34	01010-31490	螺栓 bolt	6
35	01602-01442	弹簧垫圈 washer, spring	6
36	04020-01228	销 pin	6
37	175-15-42491	齿轮 gear	3
38	175-15-42552	轴 shaft	3
39	04260-00635	钢球 ball	3
40	09232-03838	轴承 bearing	3
41	09233-03820	推力垫圈 washer	6
42	175-15-42650	齿圈 gear, ring	1
43	175-15-42412	油缸体 housing cylinder	1
44	04260-00952	钢球 ball	2
45	175-15-42971	阀套 collar valve	2
46	234-15-12790	螺钉 screw	2
47	175-15-42421	外鼓 drum	1
48	175-15-42430	O型圈 O-ring	1
49	01010-31230	螺栓 bolt	12
50	01602-01236	弹簧垫圈 washer, spring	12
51	04020-01228	销 pin	4
52	175-15-12715	摩擦片 disk, clutch	2
53	175-15-42721	垫板 plate	1
54	175-15-12750	密封环 ring, seal	2
55	175-15-42870	活塞 piston	1
56	195-15-12740	密封环 ring, seal	1

第 206 图 变速箱齿轮与轴 (2/2)  
Fig. 206 TRANSMISSION GEAR AND SHAFT



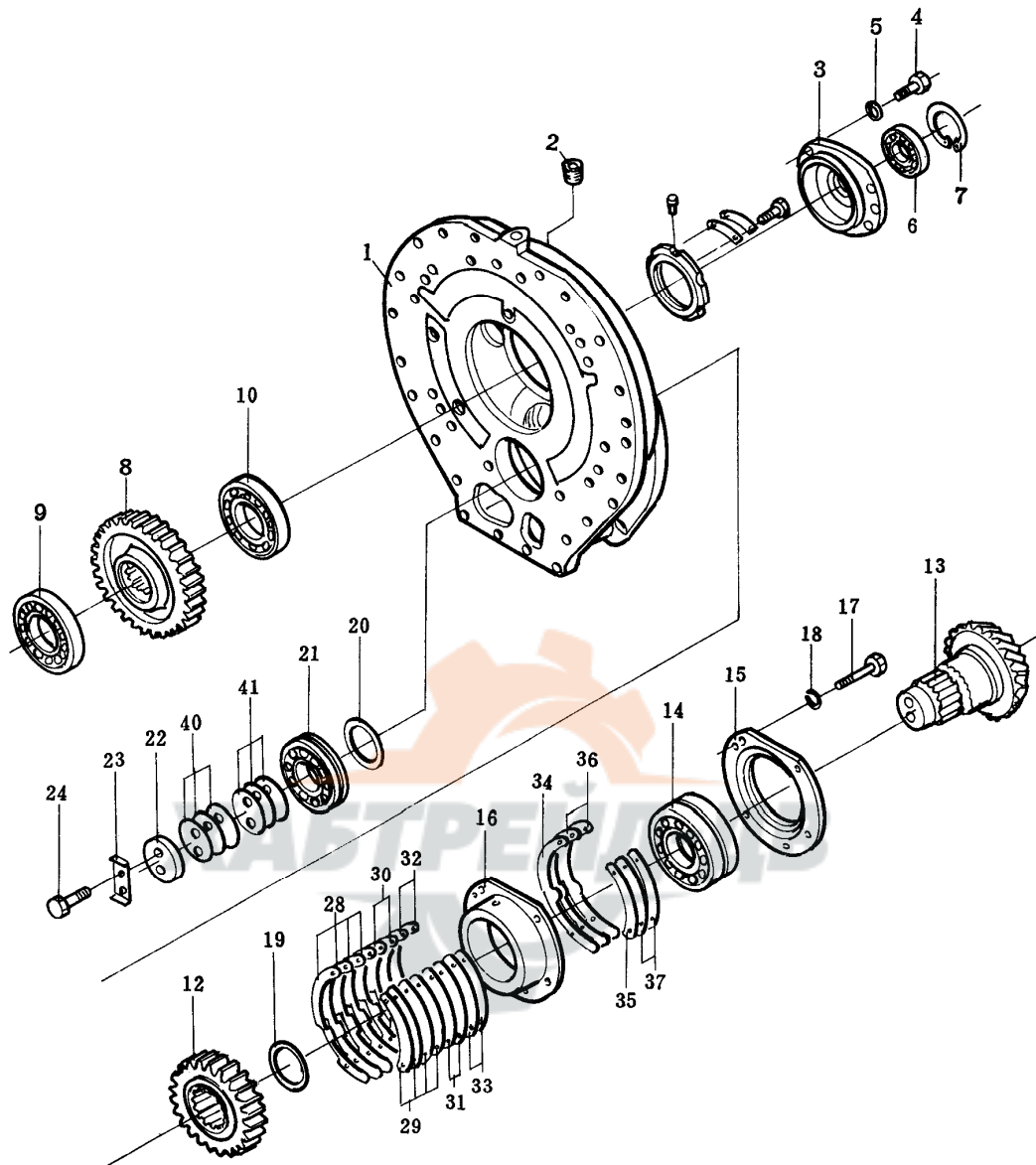
变速箱齿轮与轴 (2/2)

TRANSMISSION GEAR AND SHAFT

序号 Index No.	件号 Part No.	名称 Description	数量 Q'ty
57	154-15-12715	摩擦片 disk, clutch	5
58	281-15-12720	齿片 plate	4
59	175-15-42740	活塞 piston	1
60	175-15-42750	密封环 ring, seal	1
61	234-15-11220	密封环 ring, seal	1
62	145-14-12790	弹簧 spring	24
63	175-15-42240	锁片 plate, lock	8
64	175-15-42230	螺栓 bolt	16
65	01582-01210	螺母 nut	16
66	175-15-42890	弹簧 spring	5



第 207 图 增速箱  
Fig. 207 TRANSFER CASE

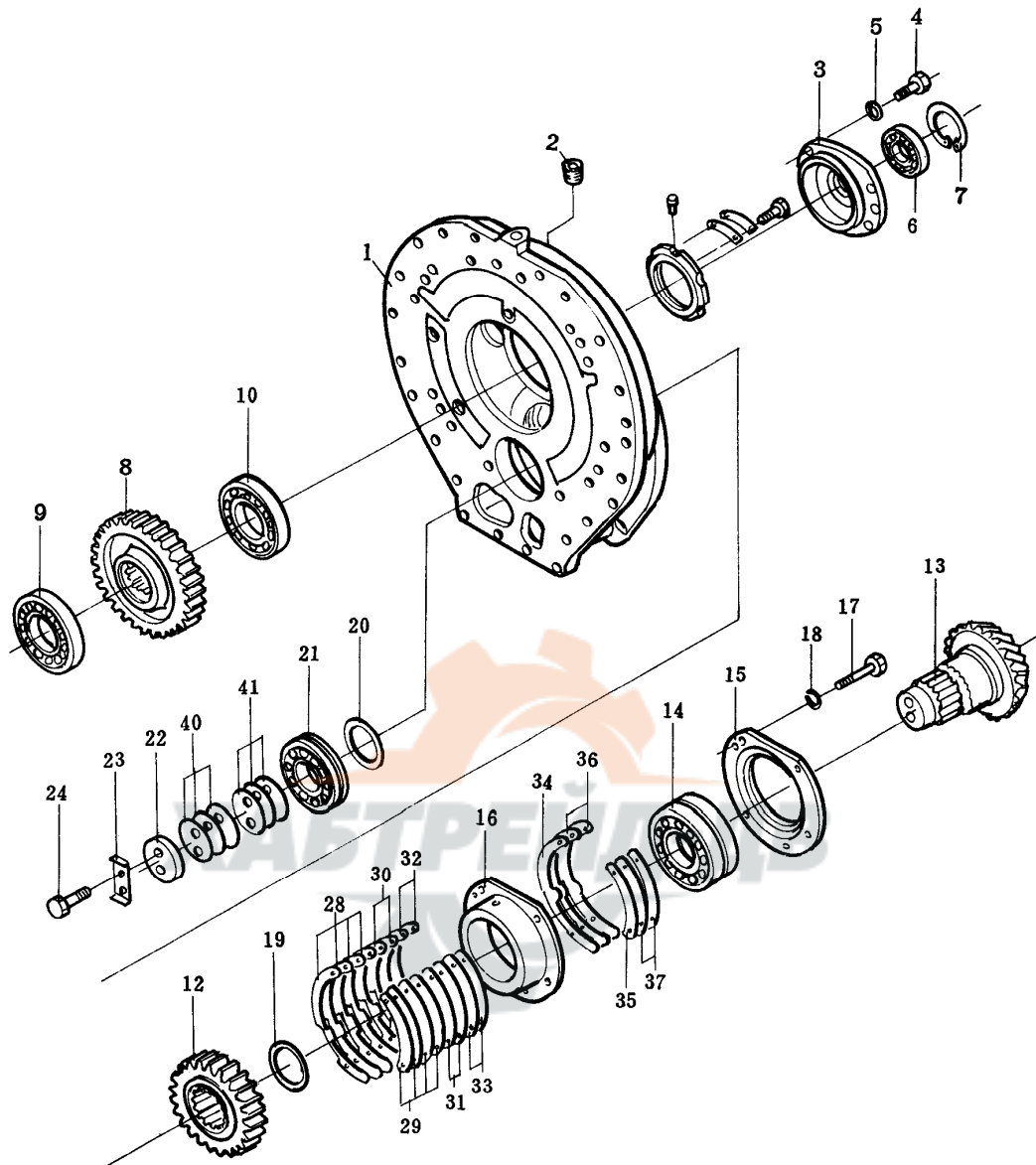


## 增 速 箱

### TRANSFER CASE


序 号 Index No.	件 号 Part No.	名 称 Description	数量 Q'ty
	175-15-00216	液力变速传动系组件 Torque flow transmission ass'y 本组件由图 204 至 207 中所示的所有零件组成 This assembly consists of all parts shown in Fig 204 to 210	1
	175-15-00226	变速箱组件 Transmission ass'y 该部件由图 204 至 207 中所示的所有零件组成 This assembly consists of all parts shown in Fig 204 to 207	1
1	175-15-43116	后壳体 rear housing	1
2	07042-20211	锥形螺塞 plug, taper	1
3	175-15-43152	壳体 case	1
4	01010-31240	螺栓 bolt	5
5	01602-01236	弹簧垫圈 washer, spring	5
6	06000-22211	轴承 bearing	1
7	04065-01030	挡圈 ring, snap	1
8	175-15-43272	齿轮 gear	1
9	175-15-49340	轴承 bearing	1
10	175-15-43270	轴承 bearing	1
12	175-15-43232	齿轮 gear	1
13	178-15-13240	小齿轮轴 shaft, pinion	1
14	178-15-19350	轴承 bearing	1
15	178-15-13140	盖 cover	1
16	178-15-13260	轴承座 cage, bearing	1
17	01010-31250	螺栓 bolt	4
18	01602-01236	弹簧垫圈 washer, spring	4
19	178-15-13360	隔环 spacer	1
20	178-15-13370	隔环 spacer	1
21	178-15-19330	轴承 bearing	1
22	178-15-13620	挡板 plate, snap	1
23	04081-07012	垫片 plate, lock	1
24	01010-31435	螺栓 bolt	2

第 207 图 增速箱  
Fig. 207 TRANSFER CASE

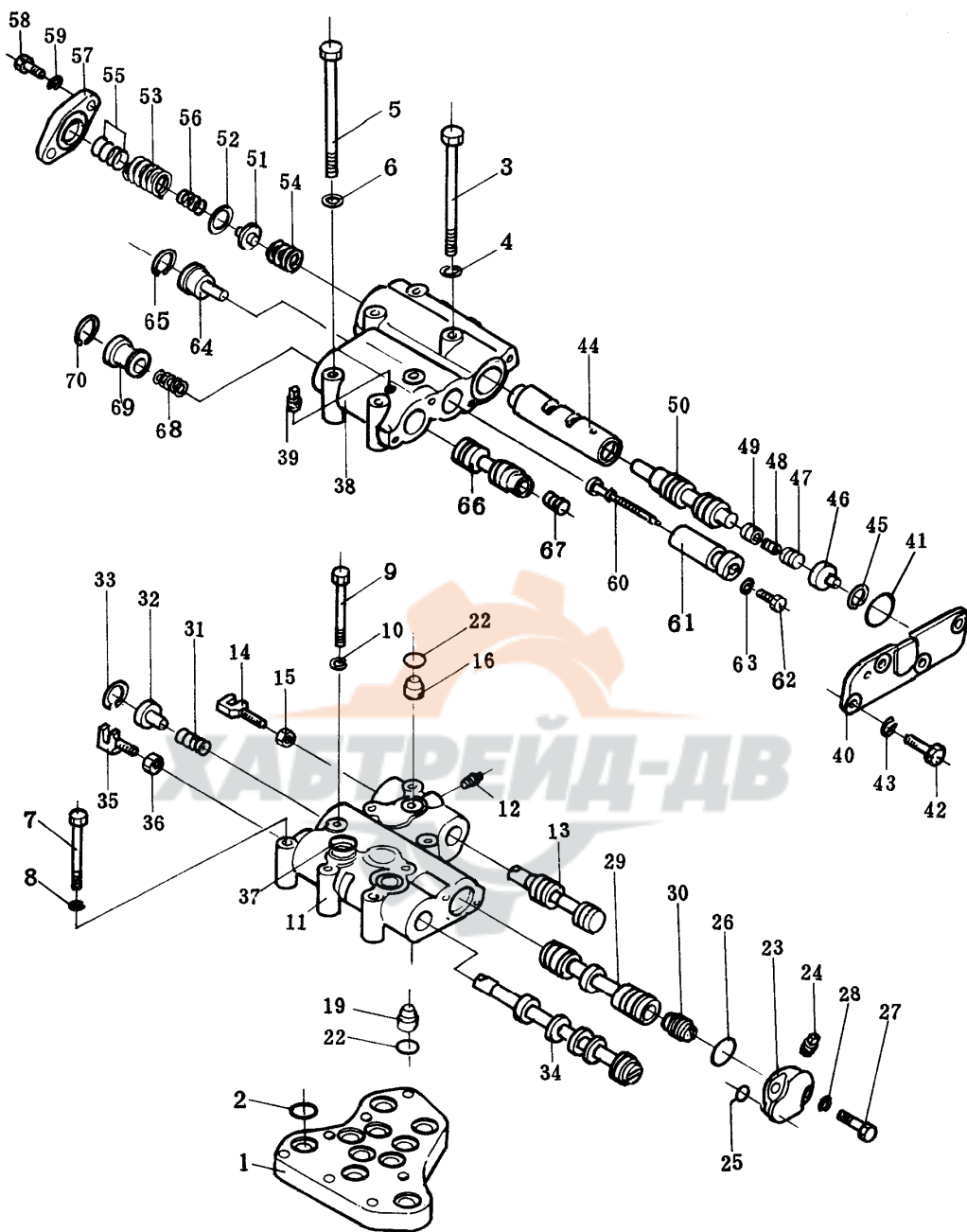


增 速 箱  
TRANSFER CASE

序 号 Index No.	件 号 Part No.	名 称 Description	数量 Q'ty
	175-15-05011	调整垫片总成 shim ass'y	1
28	☆	垫片 0.2mm shim, 0.2mm(175-15-13311)	3
29	☆	垫片 0.2mm shim, 0.2mm(175-15-13331)	3
30	☆	垫片 0.3mm shim, 0.3mm(175-15-13470)	2
31	☆	垫片 0.3mm shim, 0.3mm(175-15-13480)	2
32	☆	垫片 1.0mm shim, 1.0mm(175-15-13380)	2
33	☆	垫片 1.0mm shim, 1.0mm(175-15-13390)	2
	175-15-05051	调整垫片总成 shim ass'y	1
34	☆	垫片 0.2mm shim, 0.2mm(175-15-13311)	1
35	☆	垫片 0.2mm shim, 0.2mm(175-15-13331)	1
36	☆	垫片 0.3mm shim, 0.3mm(175-15-13470)	2
37	☆	垫片 0.3mm shim, 0.3mm(175-15-13480)	2
	178-15-00121	调整垫片总成 shim ass'y	1
40	☆	垫片 0.2mm shim, 0.2mm(175-15-13520)	3
41	☆	垫片 0.3mm shim, 0.3mm(175-15-13540)	3



第 208 图 变速控制阀  
Fig. 208 TRANSMISSION CONTROL VALVE

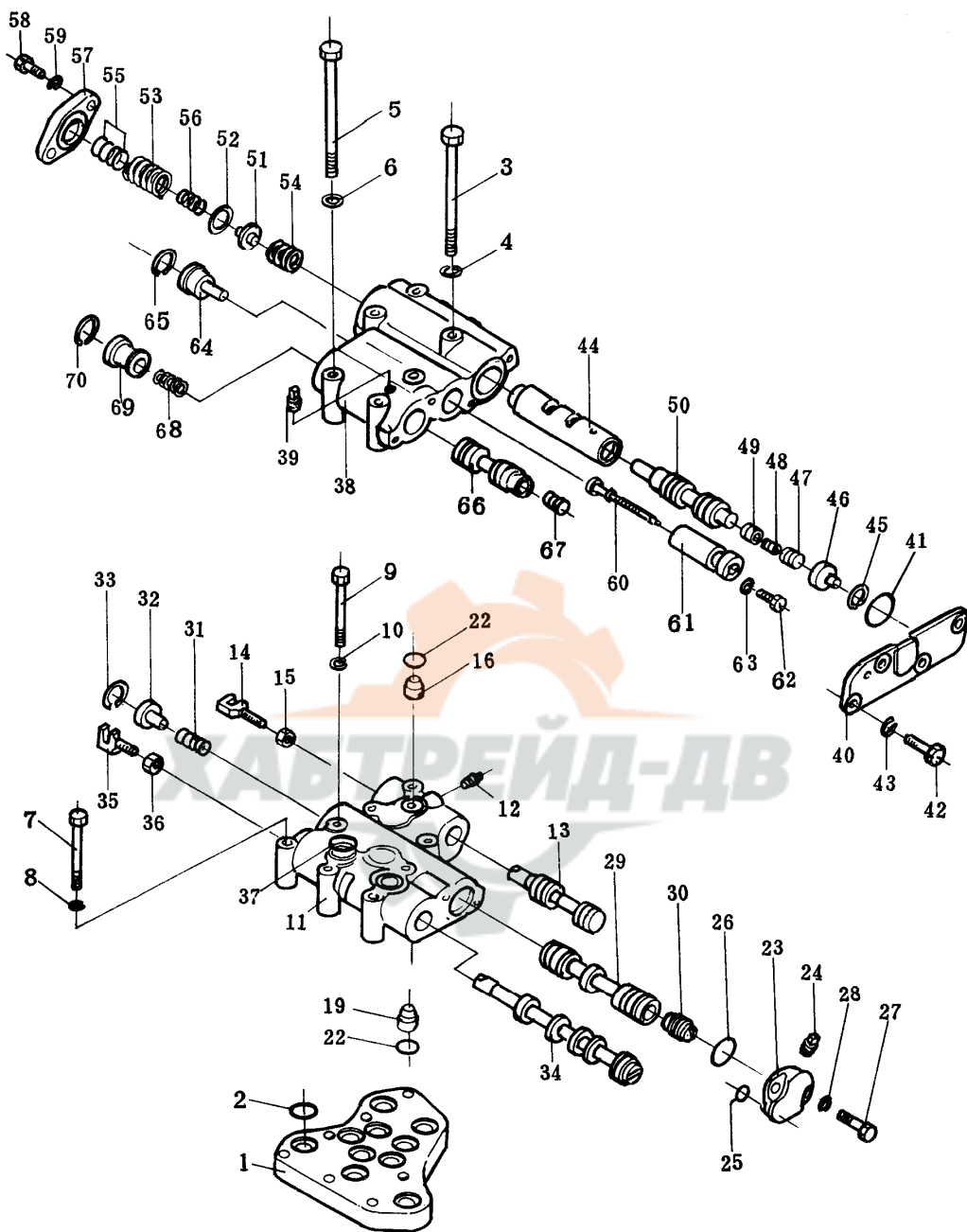




变速控制阀  
TRANSMISSION CONTROL VALVE

序号 Index No.	件号 Part No.	名称 Description	数量 Q'ty
	175-15-00216	变速箱总成 Transmission ass'y 本总成由图 204 至 210 中所示的零件组成 This assembly consists of all parts shown in Fig 204 to 210	1
	155-15-00370	控制阀总成 control valve ass'y 本总成由图 208 至 209 中所示的零件组成 This assembly consists of all parts shown in Fig 208 to 209	1
1	175-15-45110	阀座 seat, valve	1
2	07000-63022	O 型圈 O-ring	7
	07000-63025	O 型圈 O-ring	3
3	175-15-45180	螺栓 bolt	3
4	01602-21030	弹簧垫圈 washer, spring	3
5	175-15-45170	螺栓 bolt	3
6	01602-21030	弹簧垫圈 washer, spring	3
7	175-15-45160	螺栓 bolt	1
8	01602-21030	弹簧垫圈 washer, spring	1
9	01010-51075	螺栓 bolt	1
10	01602-21030	弹簧垫圈 washer, spring	1
11	175-15-45212	阀体 body, valve	1
12	144-15-25210	塞子 plug	1
13	175-15-45220	阀杆 spool, valve	1
14	09363-01053	叉 yoke	1
15	01580-11008	螺母 nut	1
16	175-15-45260	止动器 detent, directional valve spool	1
17	195-15-15680	弹簧 spring	1
18	04260-00952	钢球 ball	1
19	195-15-15671	止动器 detent, directional valve spool	1
20	195-15-15680	弹簧 spring	1
21	04260-00952	钢球 ball	1
22	07000-63022	O 型圈 O-ring	2
23	175-15-45471	盖 cover	1
24	07042-00108	锥形螺塞 plug, taper	1

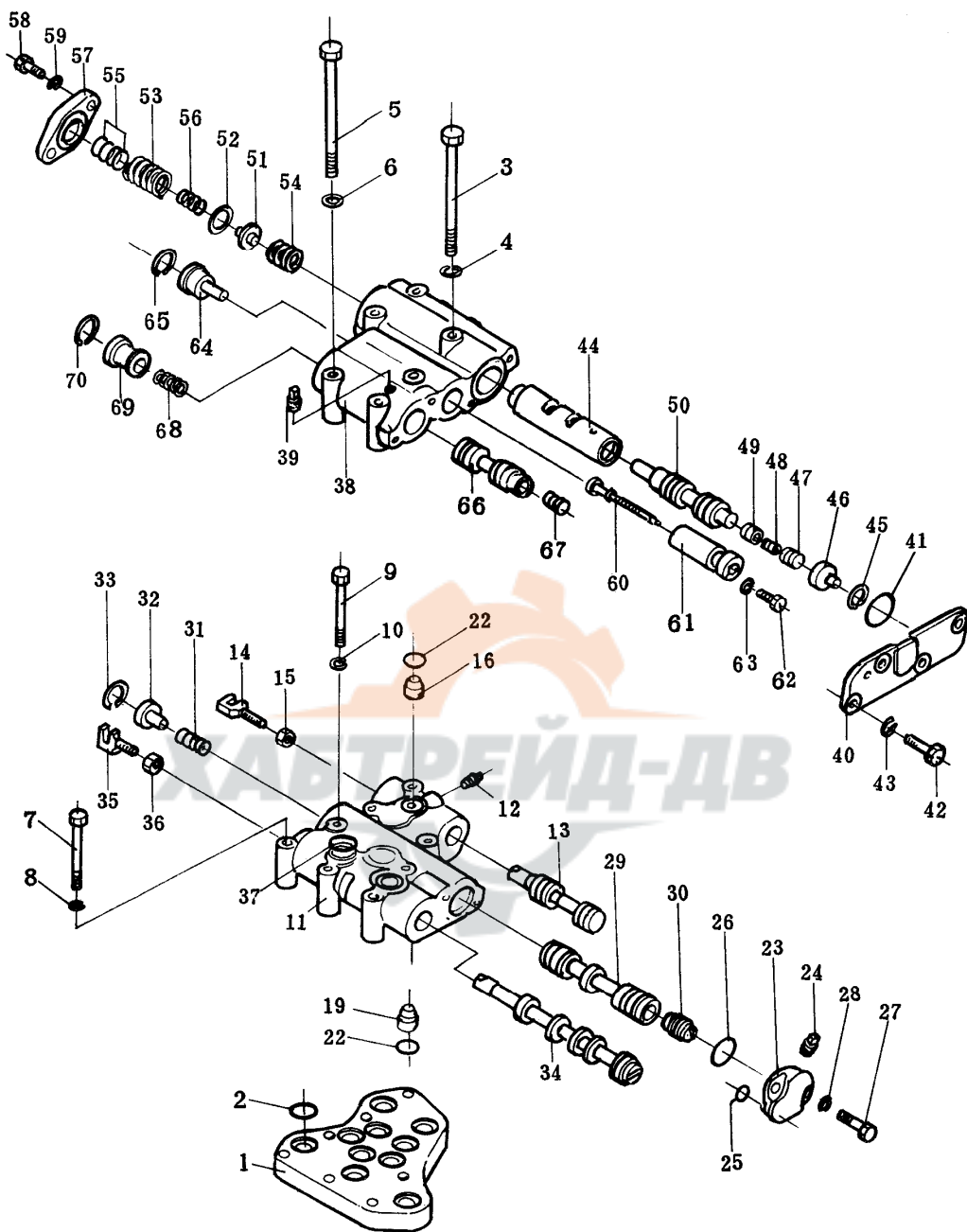
第 208 图 变速控制阀  
Fig. 208 TRANSMISSION CONTROL VALVE



变速控制阀  
TRANSMISSION CONTROL VALVE

序号 Index No.	件号 Part No.	名称 Description	数量 Q'ty
25	07000-62016	O型圈 O-ring	1
26	07000-63032	O型圈 O-ring	1
27	01010-51025	螺栓 bolt	2
28	01602-21030	垫圈 washer	2
29	175-15-45420	阀杆 spool valve	1
30	175-15-35430	活塞 piston	1
31	195-15-15440	弹簧 spring	1
32	175-15-45450	定位块 retainer	1
33	04065-03515	挡圈 ring, snap	1
34	175-15-45231	阀杆 spool, valve	1
35	09363-01053	叉 yoke	1
36	01580-11008	螺母 nut	1
37	07000-63022	O型圈 O-ring	3
38	155-15-15410	阀体 body, valve	1
39	07042-00108	锥形螺塞 plug, taper	1
40	155-15-15850	盖 cover	1
41	07000-63040	O型圈 O-ring	1
42	01010-51025	螺栓 bolt	1
43	01602-21030	弹簧垫圈 washer, spring	4
44	145-14-43381	阀套 valve modulating	1
45	130-09-15170	弹性挡圈 ring, snap	1
46	145-14-23180	限位块 stopper	1
47	175-15-15550	阀芯 valve modulating	1
48	180-14-25560	弹簧 spring	1
49	175-15-15540	阀芯 valve modulating	1
50	145-14-43331	阀杆 spool valve	1
51	145-14-43340	阀座 seat, valve	1
52	145-14-33450	垫圈 washer	1
53	145-14-33351	弹簧 spring	1
54	154-15-33430	弹簧 spring	1
55	145-14-43370	垫片 shim	3
56	154-15-33420	弹簧 spring	1

第 208 图 变速控制阀  
Fig. 208 TRANSMISSION CONTROL VALVE



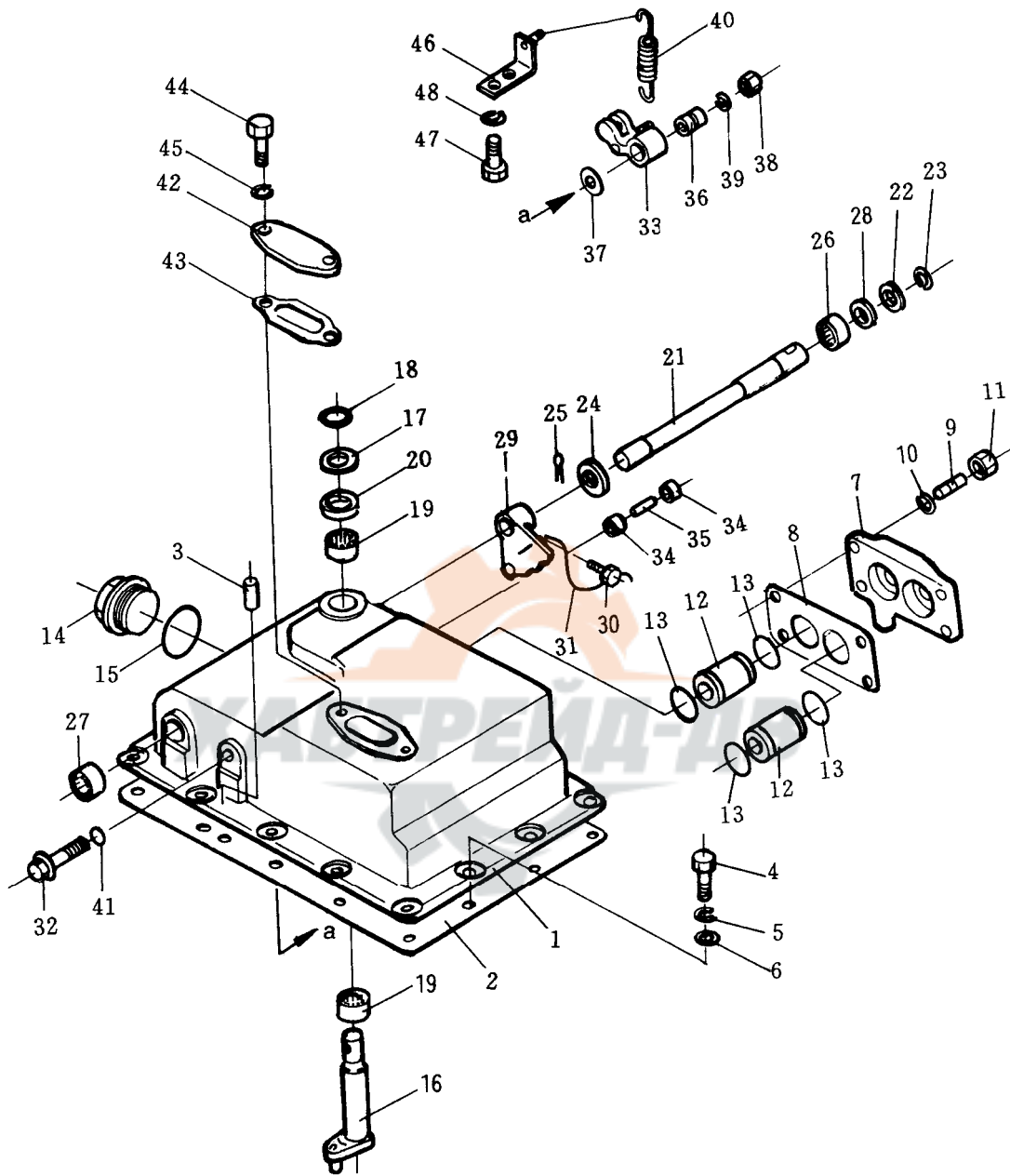
## 变速控制阀

### TRANSMISSION CONTROL VALVE

序号 Index No.	件号 Part No.	名称 Description	数量 Q'ty
57	144-15-25380	盖 cover	1
58	01010-51025	螺栓 bolt	2
59	01602-21030	弹簧垫圈 washer, spring	2
60	154-15-15320	阀杆 spool valve	1
61	155-15-15351	阀套 sleeve	1
62	155-15-15370	螺栓 bolt	1
63	01602-20619	弹簧垫圈 washer, spring	1
64	155-15-15360	限位块 stopper	1
65	04065-03515	挡圈 ring, snap	1
66	175-15-45380	滑阀 valve	1
67	145-14-23720	活塞 piston	1
68	234-15-15230	弹簧 spring	1
69	175-15-45390	弹簧座 retainer	1
70	04065-03515	挡圈 ring, snap	1



第 209 图 盖与阀控制杆  
 Fig.209 COVER AND VALVE CONTROL LEVER

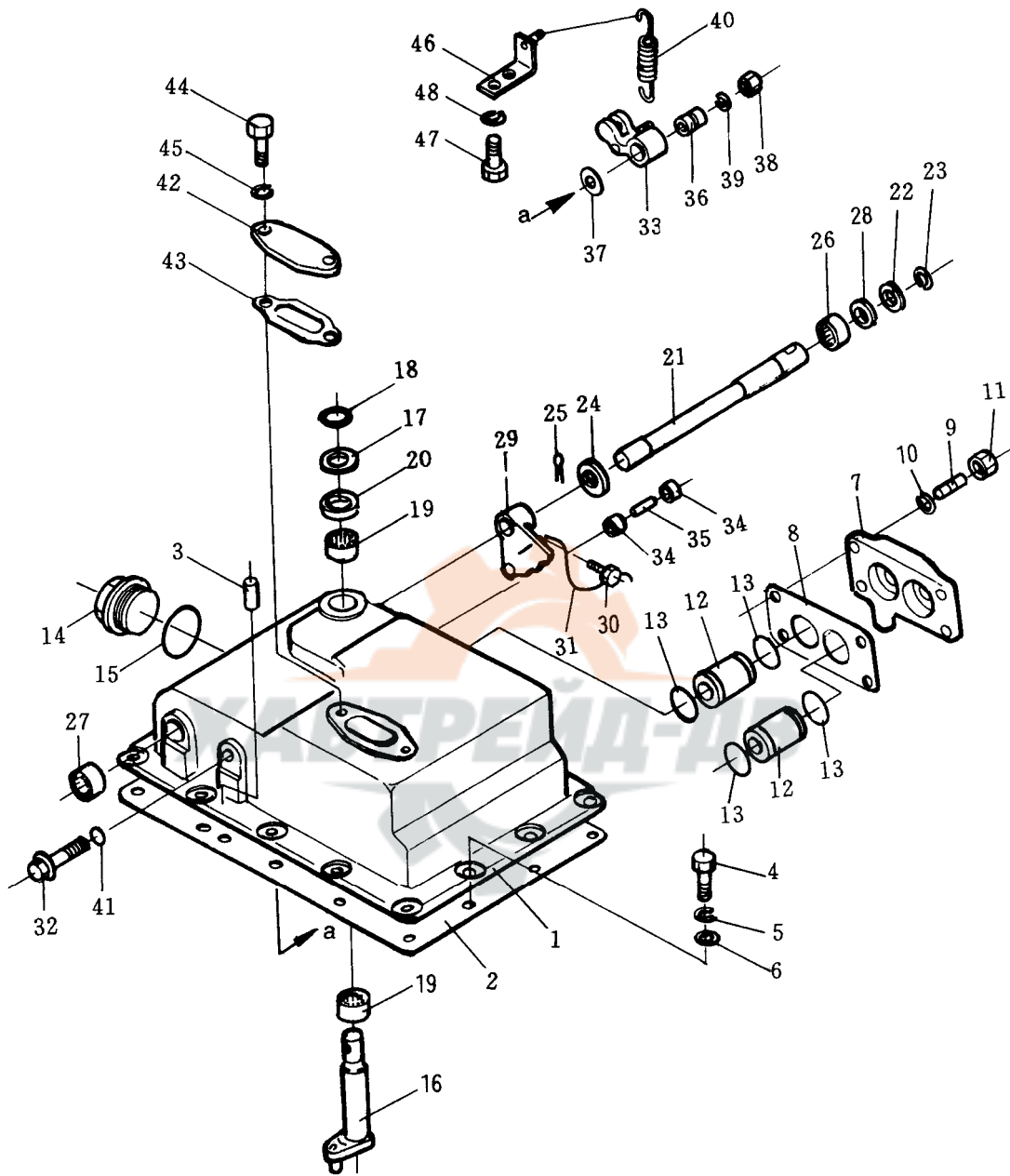


## 盖与阀控制杆

## COVER AND VALVE CONTROL LEVER

序号 Index No.	件号 Part No.	名称 Description	数量 Q'ty
	175-15-00216	变速箱总成 Transmission ass'y 本总成由图 204 至 210 中所示的零件组成 This assembly consists of all parts shown in Fig 204 to 210	1
	155-15-00370	控制阀总成 control valve ass'y 本总成由图 208 至 209 中所示的零件组成 This assembly consists of all parts shown in Fig 208 to 209	1
1	175-15-45510	上盖 cover	1
2	175-15-45520	垫片 gasket	1
3	04020-00820	圆柱销 pin	2
4	01010-51025	螺栓 bolt	14
5	01602-21030	弹簧垫圈 washer, spring	14
6	01640-21016	垫圈 washer	14
7	175-15-45530	阀盖 cover, valve	1
8	175-15-45540	密封垫 gasket	1
9	01124-51025	螺柱 stud	4
10	01602-21030	弹簧垫圈 washer, spring	4
11	01580-11008	螺母 nut	4
12	175-15-45550	套管 sleeve	2
13	07000-63028	O 型圈 O-ring	4
14	07040-15223	螺塞 plug	1
15	07002-05234	O 型圈 O-ring	1
16	175-15-45560	轴 shaft	1
17	175-15-45570	垫圈 washer	1
18	04064-01812	卡环 ring, snap	1
19	06120-02016	滚针轴承 bearing, needle	2
20	144-15-29110	油封 seal, oil	1
21	175-15-45610	轴 shaft	1
22	175-15-45570	垫圈 washer	1
23	04064-01812	卡环 ring, snap	1
24	175-15-45620	限位块 stopper	1
25	04050-03040	开口销 pin, cotter	1

第 209 图 盖与阀控制杆  
 Fig.209 COVER AND VALVE CONTROL LEVER

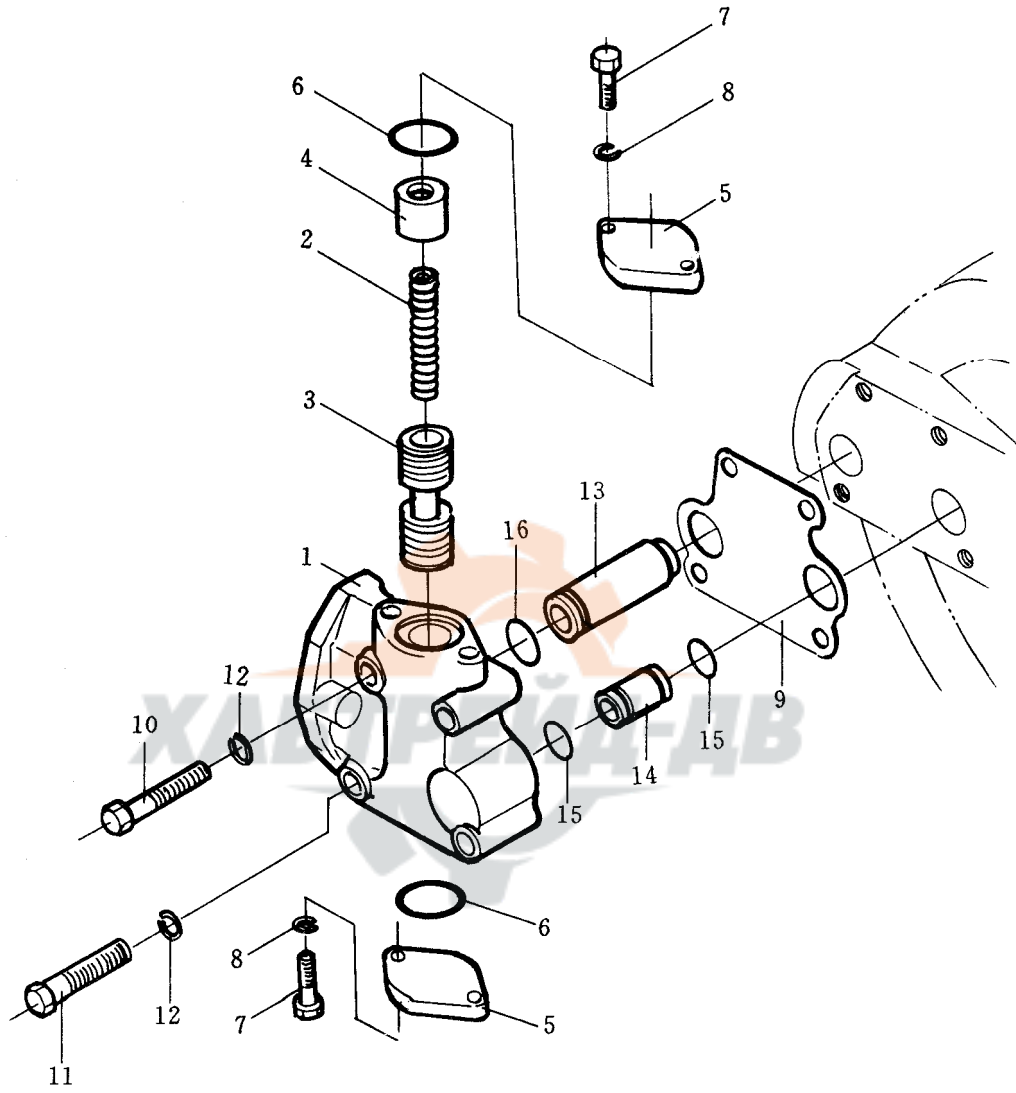




盖 与 阀 控 制 杆  
COVER AND VALVE CONTROL LEVER

序 号 Index No.	件 号 Part No.	名 称 Description	数量 Q'ty
26	06120-02016	滚针轴承 bearing, needle	1
27	06121-02016	滚针轴承 bearing, needle	1
28	144-15-29110	油封 seal, oil	1
29	175-15-45630	摇杆 lever	1
30	125-15-11530	螺栓 bolt	1
31	04059-01010	铁丝 wire, lock	1
32	175-15-45650	螺栓 bolt	1
33	175-15-45690	摇杆 lever	1
34	144-15-29120	轴承 bearing	2
35	144-15-25690	滚柱 bearing	1
36	175-15-45670	套筒 sleeve	1
37	175-15-45660	垫圈 washer	2
38	01580-11008	螺母 nut	1
39	01602-21030	弹簧垫圈 washer, spring	1
40	175-15-45710	弹簧 spring	1
41	07002-01223	O 型圈 O-ring	1
42	175-15-45750	板 plate	1
43	175-15-45760	垫片 gasket	1
44	01010-51020	螺栓 bolt	2
45	01602-21030	弹簧垫圈 washer, spring	2
46	175-15-45780	支架 bracket	1
47	01010-51020	螺栓 bolt	2
48	01602-21030	弹簧垫圈 washer, spring	2

第 210 图 润滑阀  
Fig. 210 LUBRICATING VALVE



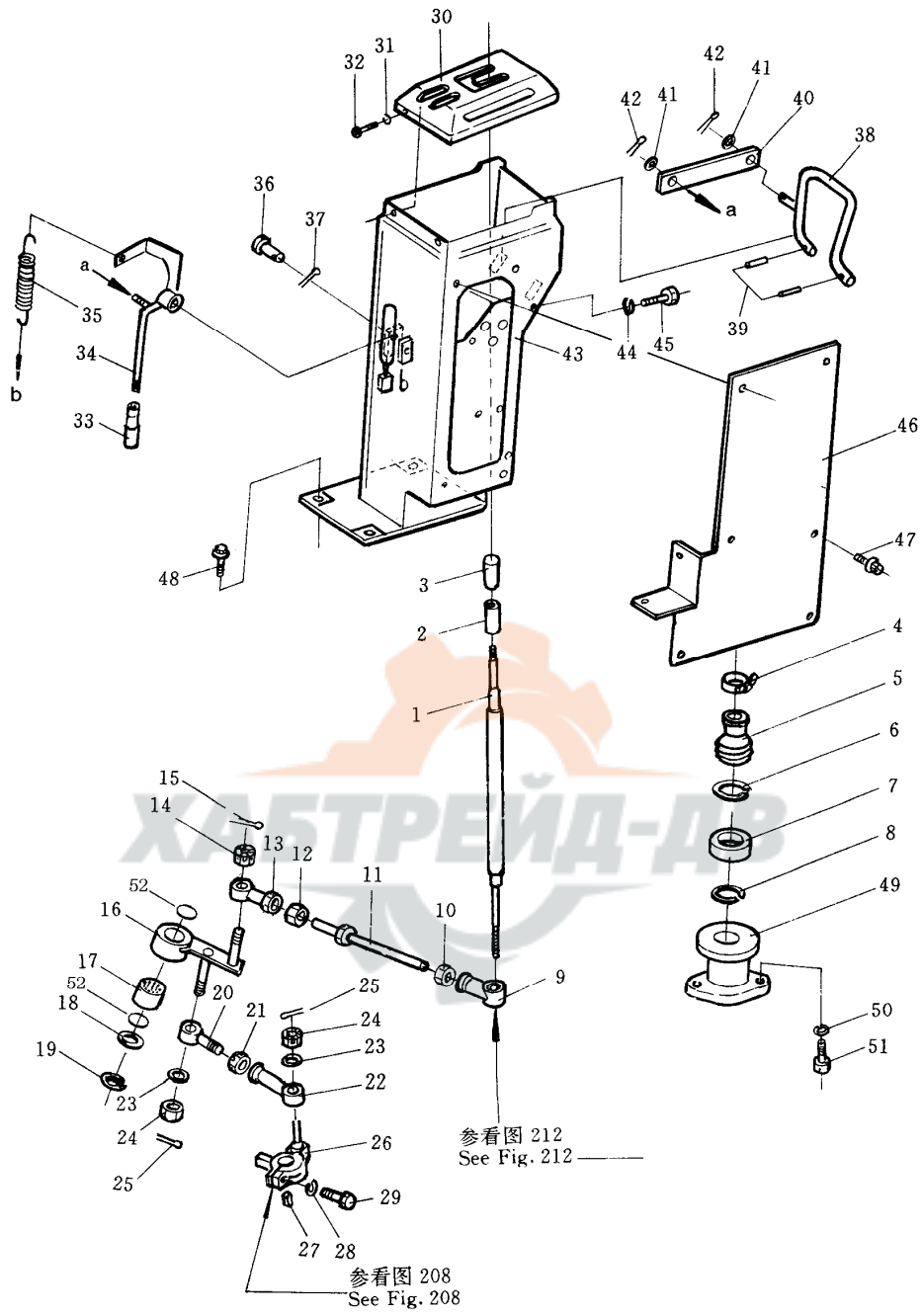
## 润 滑 阀

### LUBRICATING VALVE

序 号 Index No.	件 号 Part No.	名 称 Description	数量 Q'ty
	175-15-44005	润滑阀组件 lubricating valve ass'y	1
1	175-15-14111	阀体 body valve	1
2	175-15-14120	回复弹簧 spring, return	1
3	175-15-14130	滑阀 valve lubricating	1
4	175-15-14141	导向套 guide, valve	1
5	175-15-14150	阀盖 cover	2
6	07000-63032	O 型圈 O-ring	2
7	01010-50825	螺栓 bolt	4
8	01602-20825	弹簧垫圈 washer, spring	4
9	175-15-14161	密封垫 gasket	1
10	01010-51055	螺栓 bolt	2
11	01010-31065	螺栓 bolt	2
12	01602-21030	弹簧垫圈 washer, spring	4
13	175-15-44190	套管 sleeve	1
14	175-15-44180	套管 sleeve	1
15	07000-62018	O 型圈 O-ring	2
16	07000-63032	O 型圈 O-ring	1



第 211 图 变速操纵杆 (1/2)  
 Fig. 211 GEAR SHIFT LEVER



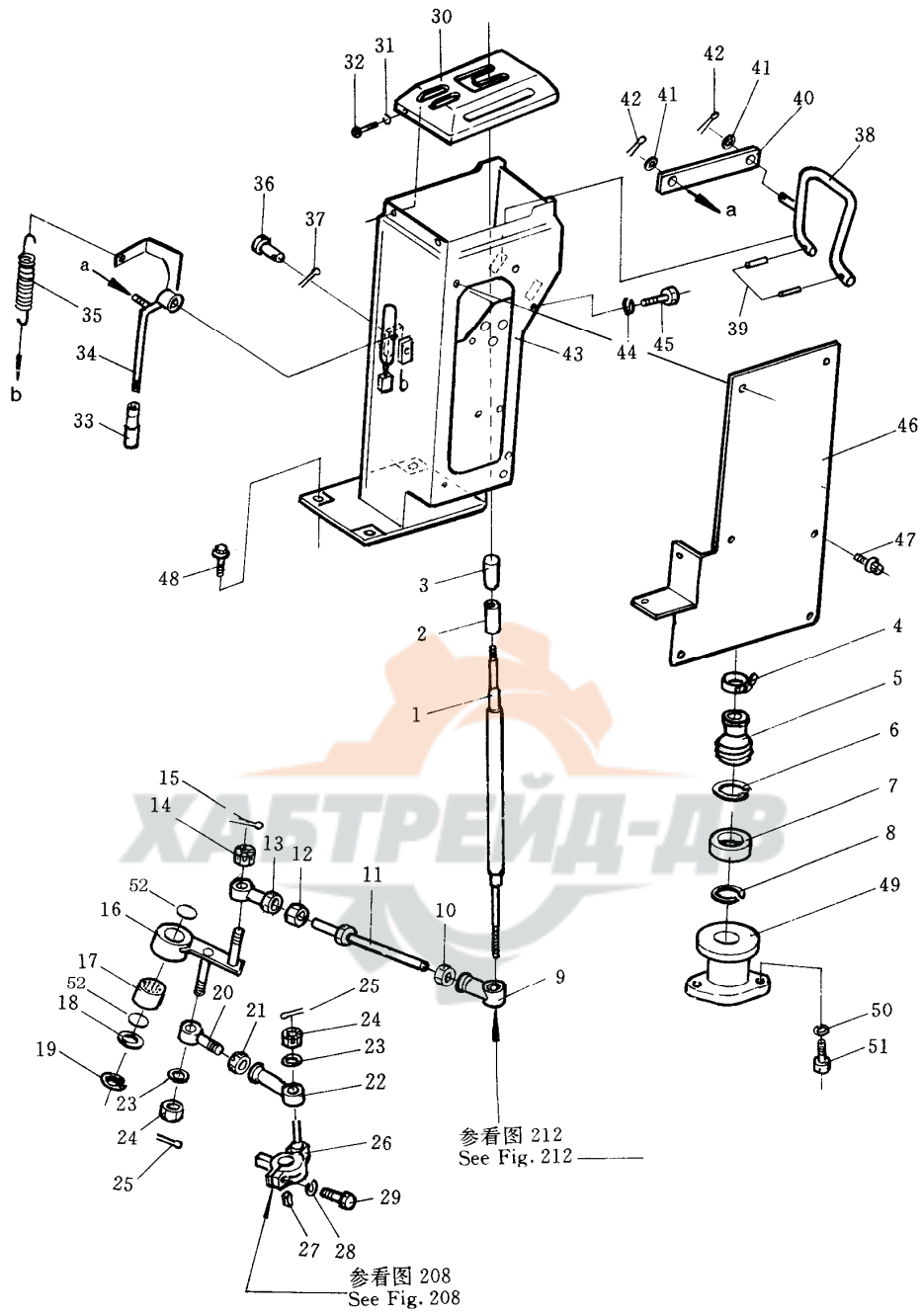
变速操纵杆 (1/2)

GEAR SHIFT LEVER

序号 Index No.	件号 Part No.	名称 Description	数量 Q'ty
1	175-43-54141	杆 lever	1
2	09361-01460	衬套 bushing	1
3	09304-01240	手柄 knob	1
4	07281-00359	喉箍 clip	1
5	175-43-54230	伸缩软管 hose	1
6	04065-03012	挡圈 ring, snap	1
7	195-43-25310	衬套 bushing	1
8	04064-01710	挡圈 ring, snap	1
9	04250-61056	关节轴承 joint bearing	1
10	01508-21006	螺母 nut	1
11	04248-31044	杆 lever	1
12	01582-11008	螺母 nut	1
13	04250-41056	关节轴承 joint bearing	1
14	01593-11008	螺母 nut	1
15	04050-12018	销 pin	1
16	175-43-42750	摇臂 linkage	1
17	06120-02016	轴承 HK202612 bearing	1
18	01640-22032	垫圈 washer	1
19	04064-02012	挡圈 ring, snap	1
20	04252-01061	关节轴承 joint bearing	1
21	01582-11008	螺母 nut	1
22	04250-41056	关节轴承 joint bearing	1
23	04254-01032	挡圈 ring, snap	2
24	01593-11008	螺母 nut	2
25	04050-12018	销 pin	2
26	175-43-41241	连杆 linkage	1
27	04010-10516	键 key	1
28	01602-20825	垫圈 washer	1
29	01010-50830	螺栓 bolt	1
30	175-43-38262	上板 plate	1

第 211 图 变速操纵杆 (1/2)

Fig. 211 GEAR SHIFT LEVER

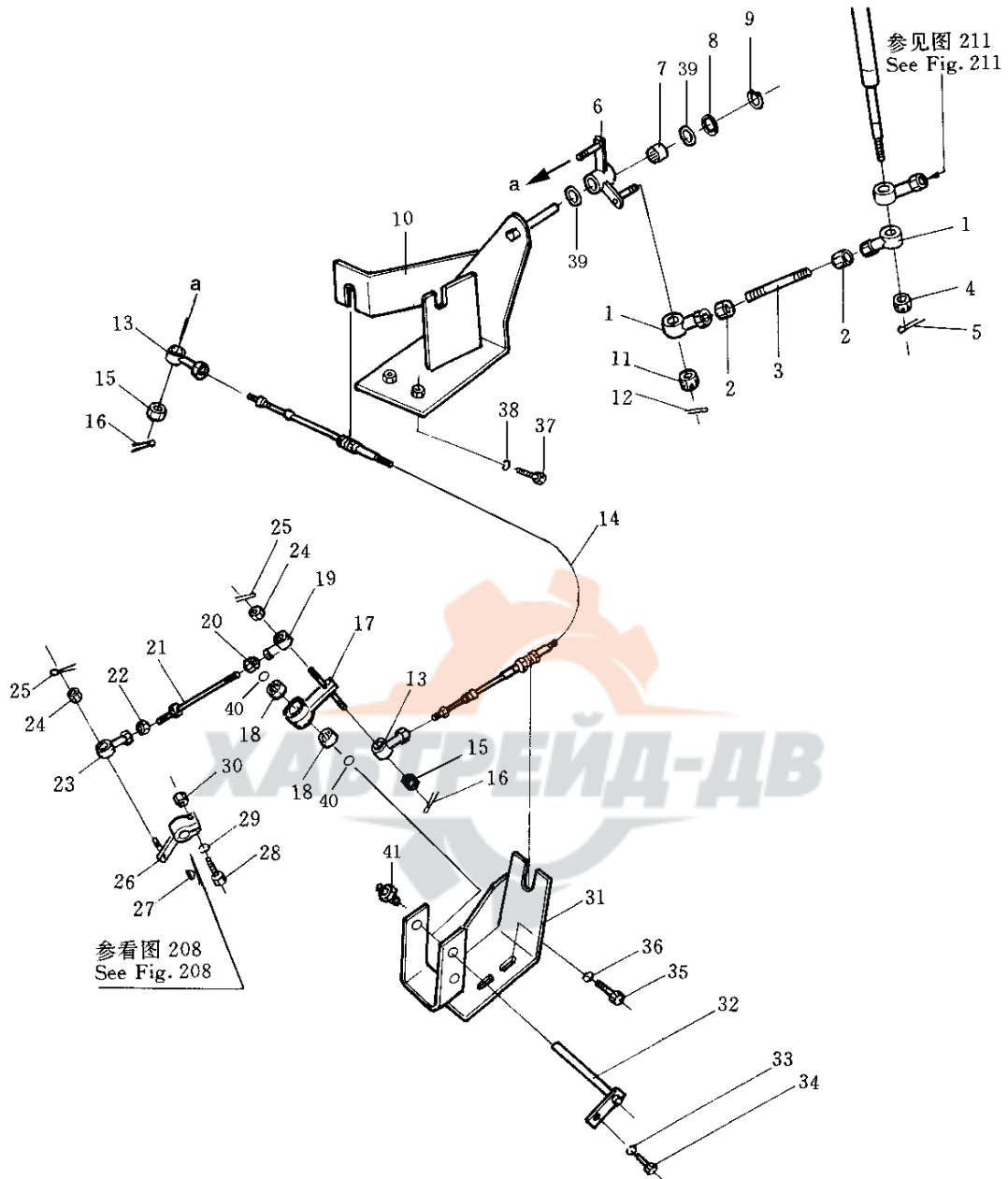


变速操纵杆 (1/2)

GEAR SHIFT LEVER

序号 Index No.	件号 Part No.	名称 Description	数量 Q'ty
31	01643-30823	垫圈 washer	4
32	01220-40816	螺钉 screw	4
33	09305-00800	手柄 knob	1
34	175-43-41252	摇臂 lever	1
35	175-43-38270	弹簧 spring	1
36	04205-11658	销轴 shaft	1
37	04050-14026	销 pin	1
38	175-43-54191	限位杆 lever	1
39	04050-11610	销 pin	4
40	175-43-54211	杆 lever	1
41	01640-20610	垫圈 washer	2
42	04050-11610	销 pin	4
43	175-43-41115	罩 case	1
44	01643-31232	垫圈 washer	8
45	01010-51225	螺栓 bolt	6
46	175-43-41863	盖板 plate	1
47	195-54-26210	螺钉 screw	8
48	195-54-26230	螺钉 screw	1
49	195-43-25290	支座 bracket	1
50	01643-31032	垫圈 washer	2
51	01010-51025	螺栓 bolt	2
52	06122-02004	骨架防尘密封圈 ring, seal	2

第 212 图 变速操纵杆 (2/2)  
 Fig. 212 GEAR SHIFT LEVER





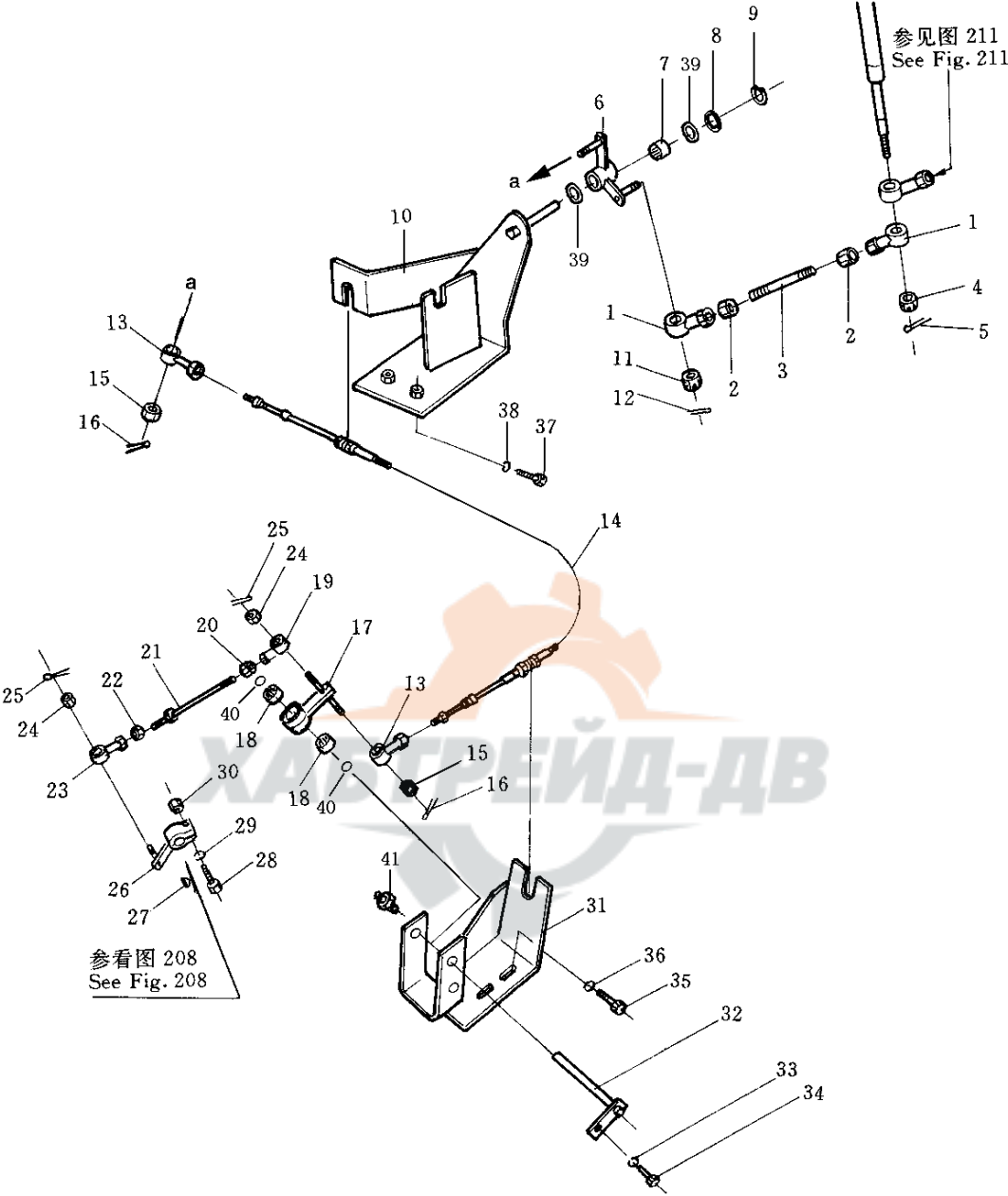
变速操纵杆 (2/2)

GEAR SHIFT LEVER

序号 Index No.	件号 Part No.	名称 Description	数量 Q'ty
1	04250-41056	关节轴承 joint bearing	2
2	01582-11008	螺母 nut	2
3	04245-41007	杆 rod	1
4	01593-11008	螺母 nut	1
5	04050-12018	销 pin	1
6	175-43-41234	摇臂 lever	1
7	06120-02016	轴承 HK202612 bearing	1
8	01640-21826	垫圈 washer	1
9	04064-01812	挡圈 ring, snap	1
10	175-43-42680	支架 bracket	1
11	01593-11008	螺母 nut	1
12	04050-12018	销 pin	1
13	195-43-25170	关节轴承 joint bearing	2
14	195-43-25180	软轴 flexible shaft	1
15	01593-11008	螺母 nut	2
16	04050-12018	销 pin	2
17	175-43-42570	摇臂 lever	1
18	06120-01612	轴承 HK162212 bearing	2
19	04250-61056	关节轴承 joint bearing	1
20	01508-21006	螺母 nut	1
21	04248-31026	杆 rod	1
22	01582-11008	螺母 nut	1
23	04250-41056	关节轴承 joint bearing	1
24	01593-11008	螺母 nut	2
25	04050-12018	销 pin	2
26	175-43-41311	摇臂 lever	1
27	04010-10516	键 key	1
28	01016-50850	螺栓 bolt	1
29	01602-20825	垫圈 washer	1
30	01580-10806	螺母 nut	1

第 212 图 变速操纵杆 (2/2)

Fig. 212 GEAR SHIFT LEVER



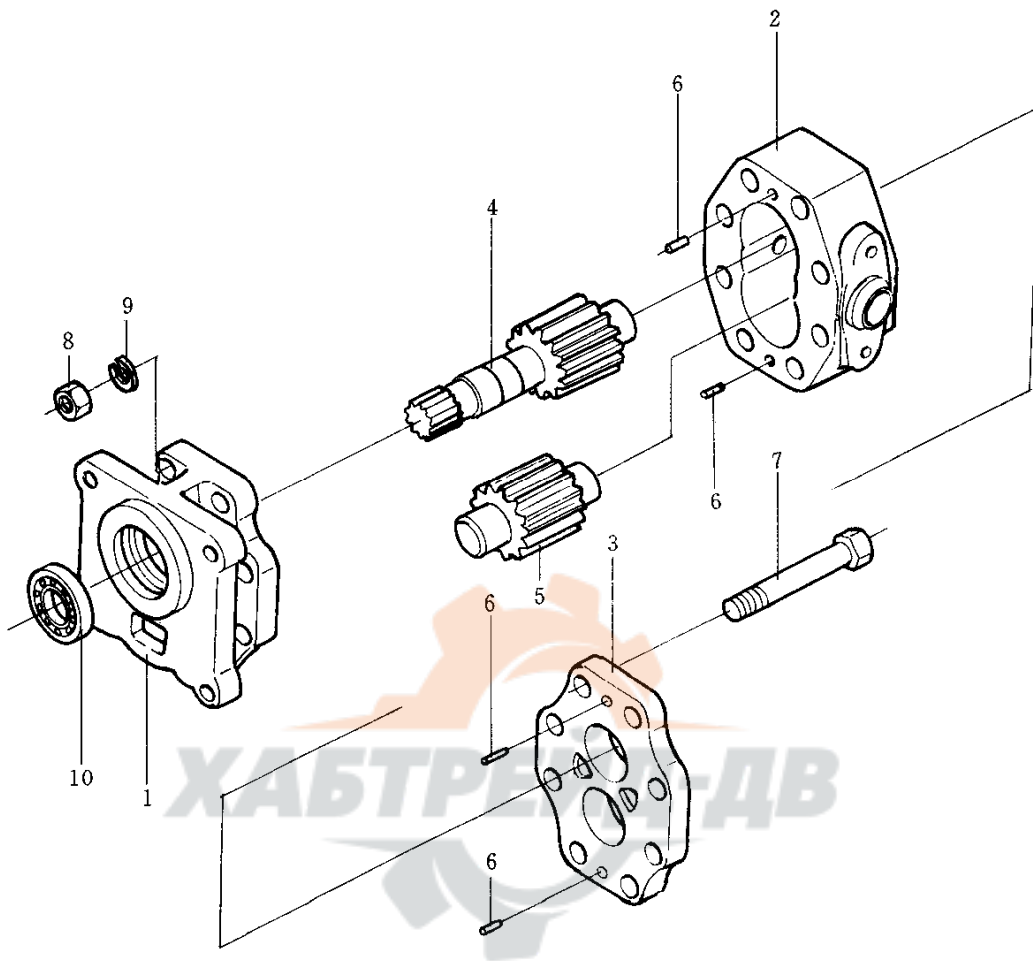
变速操纵杆 (2/2)

GEAR SHIFT LEVER

序号 Index No.	件号 Part No.	名称 Description	数量 Q'ty
31	175-43-42560	支架 bracket	1
32	175-43-42581	销轴 shaft	1
33	01602-20619	垫圈 washer	1
34	01010-50616	螺栓 bolt	1
35	01010-51225	螺栓 bolt	1
36	01643-31232	垫圈 washer	2
37	01010-51230	螺栓 bolt	2
38	01643-31232	垫圈 washer	2
39	06122-02004	骨架防尘密封圈 ring, seal	2
40	06122-01603	骨架防尘密封圈 ring, seal	2
41	07020-00613	油杯 fitting, grease	1



第 213 图 变速油泵  
FIG. 213 TRANSMISSION PUMP



## 变速油泵

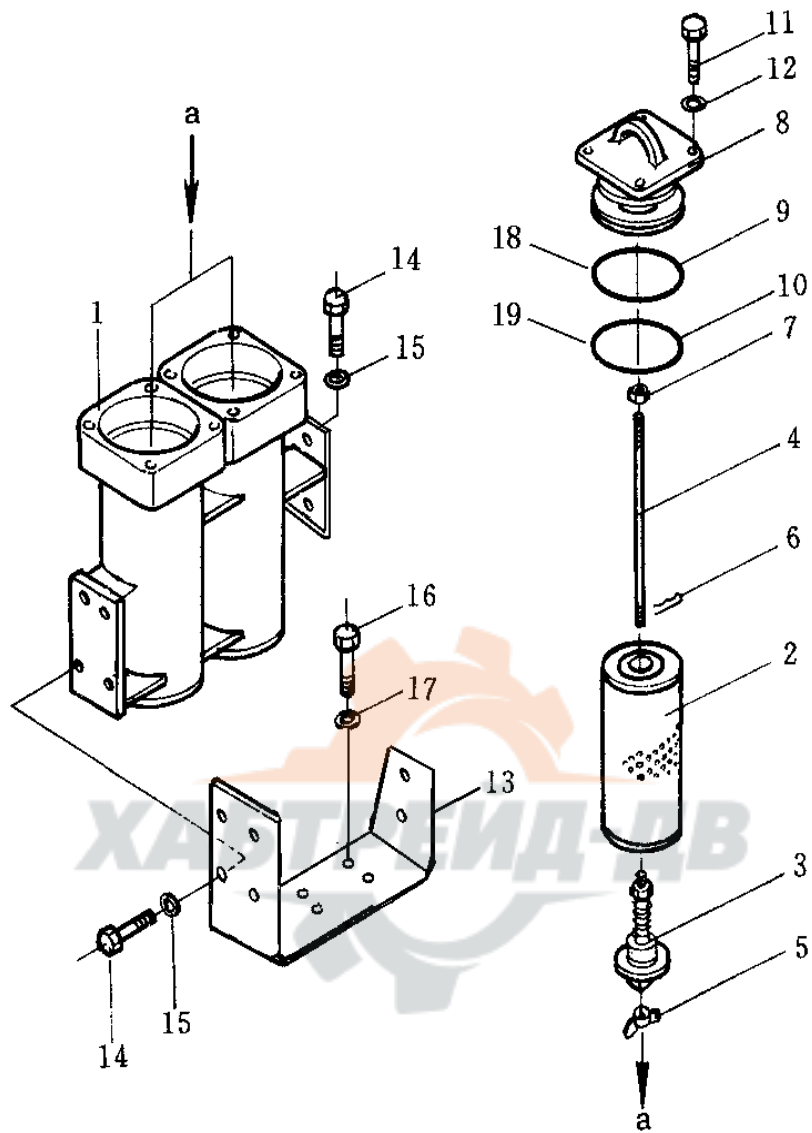
### TRANSMISSION PUMP

序号 Index No.	件号 Part No.	名称 Description	数量 Q'ty
	07433-71103	变速油泵总成 transmission pump ass'y	1
1	07430-71113	泵座总成 pump seat ass'y	1
2	07433-71021	齿轮泵体 case, gear pump	1
3	07430-71132	泵盖总成 housing pump ass'y	1
4	07433-71042	主动齿轮 gear, drive	1
5	07433-71052	从动齿轮 gear, driven	1
6	04020-00820	定位销 pin, dowel	4
7	01050-51295	螺栓 bolt	8
8	01582-11210	螺母 nut	8
9	01602-21236	垫圈 washer	8
10	07430-71160	油封 seal, oil	1



第 214 图 精 滤 器

Fig. 214 TRANSMISSION OIL FILTER



## 精 滤 器

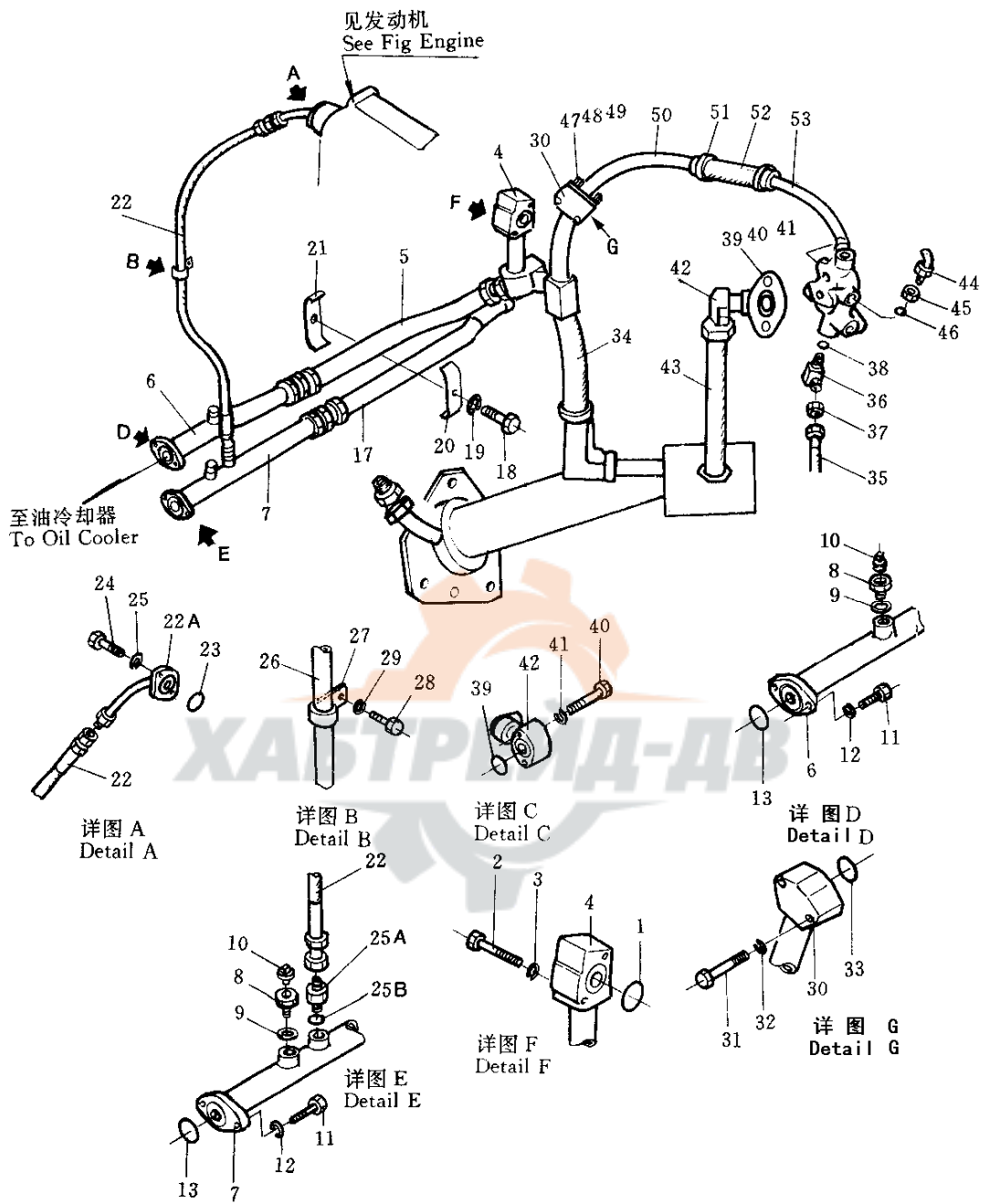
## TRANSMISSION OIL FILTER

序 号 Index No.	件 号 Part No.	名 称 Description	数量 Q'ty
1	171-74-01000	箱体 case	1
2	175-49-11580	滤芯 element	2
3	175-49-25530	阀总成 valve ass'y	2
4	175-49-25540	杆 rod	2
5	01540-01050	螺母 nut	2
6	04050-02018	开口销 pin, cotter	2
7	01582-01008	螺母 nut	2
8	195-49-13740	盖 cover	2
9	07000-02115	O 型圈 O-ring	2
10	07000-02110	O 型圈 O-ring	2
11	01010-51440	螺栓 bolt	8
12	01643-31445	垫圈 washer	8
13	171-74-00001	支架 bracket	1
14	01010-51235	螺栓 bolt	6
15	01602-21236	垫圈 washer	6
16	01010-51035	螺栓 bolt	4
17	01602-21030	垫圈 washer	4
18	07000-02115	O 型圈 (极寒地带用) O-ring	2
19	07000-42110	O 型圈 (极寒地带用) O-ring	2

第 215 图

液力变矩器管路系统

Fig. 215 TORQUE CONVERTER PIPING SYSTEM



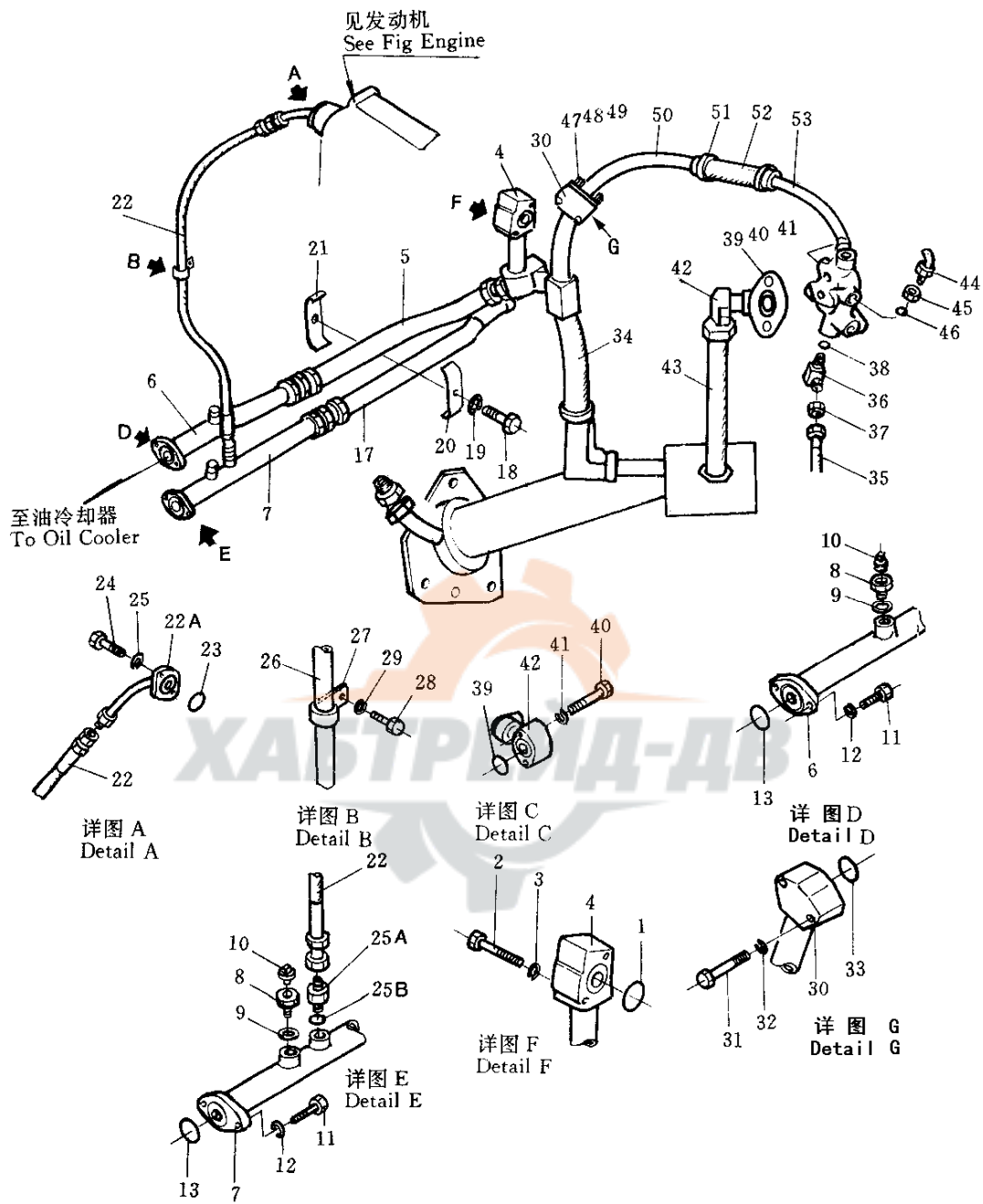


## 液力变矩器管路系统

## TORQUE CONVERTER PIPING SYSTEM

序号 Index No.	件号 Part No.	名称 Description	数量 Q'ty
1	07000-03042	O 型圈 O-ring	1
2	01010-51070	螺栓 bolt	2
3	01602-21030	垫圈 washer	2
4	175-49-C1160	管 tube	1
5	07100-21406	软管 hose	1
6	175-49-C1180	管 tube	1
7	175-49-C1190	管 tube	1
8	154-19-17122	螺塞 plug	2
9	07005-01612	组合垫 gasket	2
10	07042-10108	螺塞 plug	2
11	01010-51040	螺栓 bolt	4
12	01602-21030	垫圈 washer	4
13	07000-03042	O 型圈 O-ring	2
17	07100-21406	软管 hose	1
18	01010-51050	螺栓 bolt	1
19	01602-21030	弹簧垫圈 washer, spring	1
20	175-61-14760	夹子 clamp	1
21	175-61-14770	夹子 clamp	1
22	07102-20406	软管 hose	1
22A	175-49-C1210	管 tube	1
23	07000-03028	O 型圈 O-ring	1
24	01010-51030	螺栓 bolt	2
25	01602-21030	弹簧垫圈 washer, spring	2
25A	07230-10422	螺纹接头 nipple	1
25B	07002-02034	O 型圈 O-ring	1
26	150-04-12320	管 tube	1
27	154-04-12420	夹子 clamp	1
28	01010-51220	螺栓 bolt	1
29	01602-21236	弹簧垫圈 washer, spring	1
30	175-49-C1221	管 tube	1

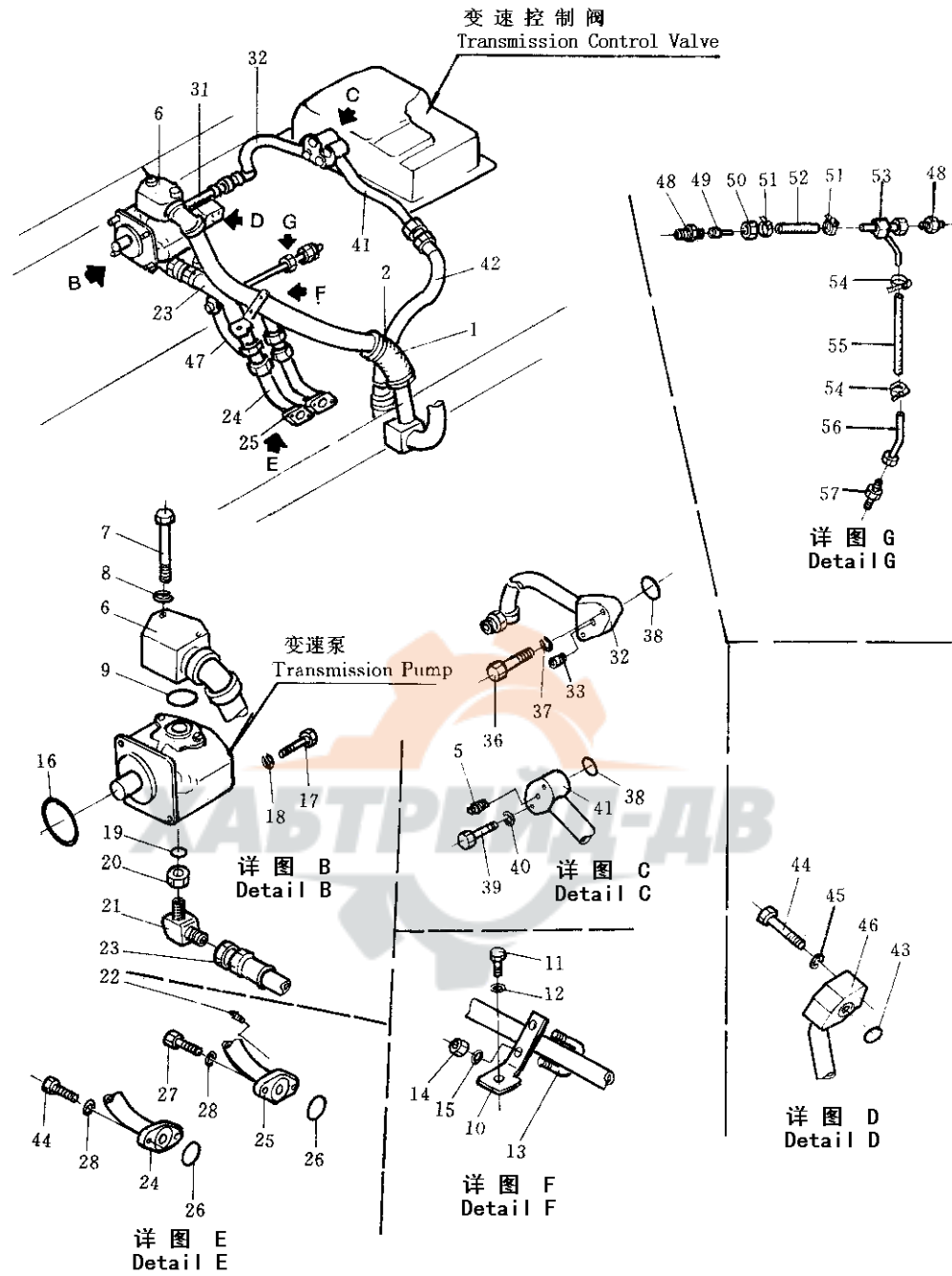
第 215 图 液力变矩器管路系统  
 Fig. 215 TORQUE CONVERTER PIPING SYSTEM



液力变矩器管路系统  
TORQUE CONVERTER PIPING SYSTEM

序号 Index No.	件号 Part No.	名称 Description	数量 Q'ty
31	01010-51075	螺栓 bolt	2
32	01602-21236	弹簧垫圈 washer, spring	2
33	07000-03040	O型圈 O-ring	1
34	07102-20603	软管 hose	1
35	07102-21004	软管 hose	1
36	07232-11034	接头 nipple	2
37	07239-13320	螺母 nut	2
38	07002-03334	O型圈 O-ring	1
39	07000-03028	O型圈 O-ring	1
40	01010-51055	螺栓 bolt	2
41	01602-21030	弹簧垫圈 washer, spring	2
42	175-49-21483	管 tube	1
43	07102-20403	软管 hose	1
44	175-49-23510	弯头 elbow	1
45	07239-13320	螺母 nut	1
46	07002-03334	O型圈 O-ring	1
47	01010-50820	螺栓 bolt	2
48	01602-21030	弹簧垫圈 washer, spring	2
49	07000-03035	O型圈 O-ring	1
50	175-49-25680	管 tube	1
51	07281-00549	喉箍 clamp	2
52	07260-03213	软管 hose	1
53	175-49-21434	管 tube	1

第216图 变速箱管路系统  
 Fig. 216 TORQFLOW TRANSMISSION PIPING SYSTEM



## 变速箱管路系统

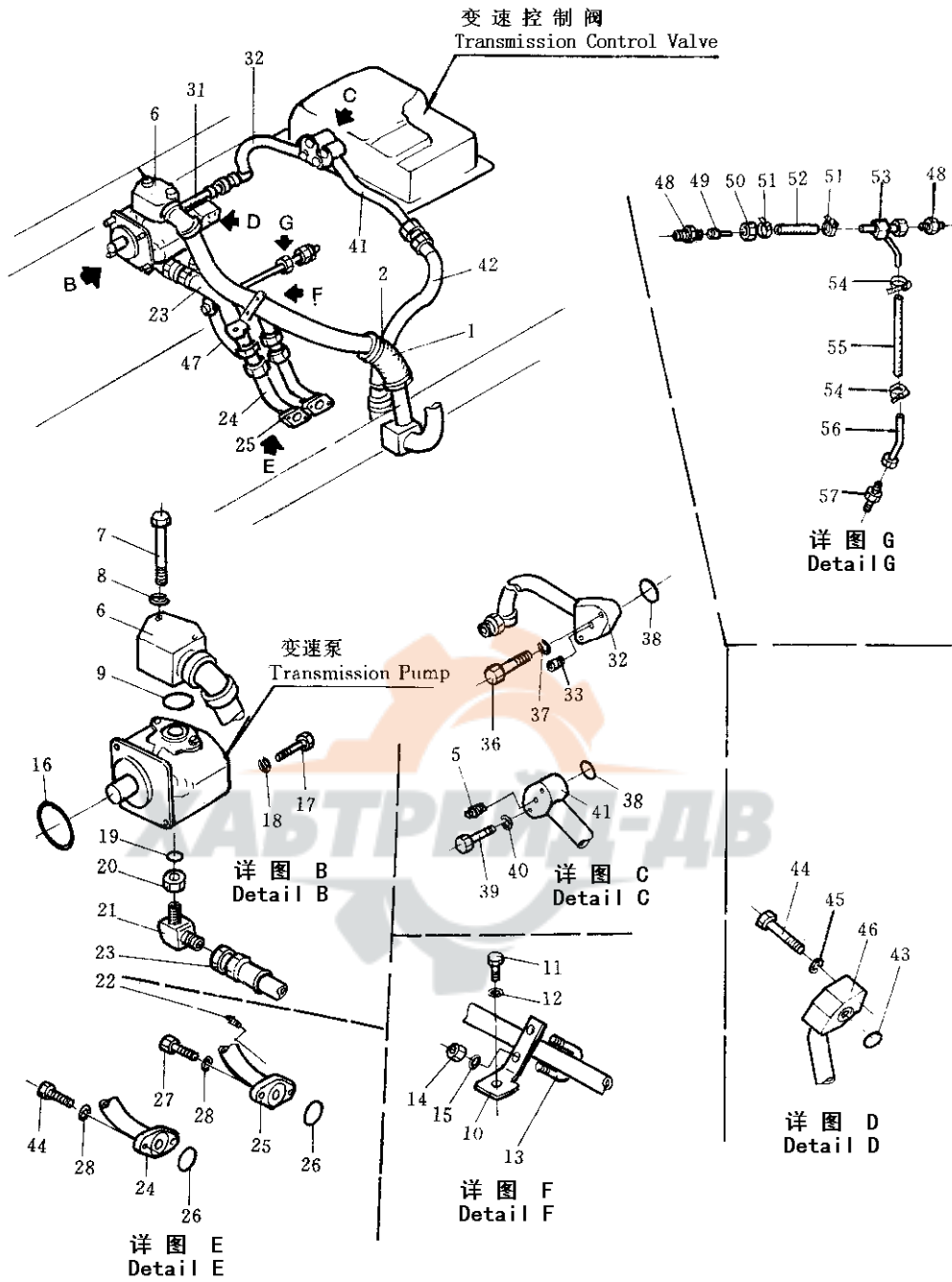
### TORQFLOW TRANSMISSION PIPING SYSTEM

序号 Index No.	件号 Part No.	名称 Description	数量 Q'ty
1	07260-04117	软管 hose	1
2	07281-00609	喉箍 clamp	2
5	07042-30108	螺塞 plug	1
6	175-49-22124	管 tube	1
7	01010-51080	螺栓 bolt	2
8	01602-21030	弹簧垫圈 washer, spring	2
9	0700-03032	O型圈 O-ring	1
10	175-49-22134	托架 bracket	1
11	01010-51635	螺栓 bolt	1
12	01643-31645	垫圈 washer	1
13	07283-24354	U型管夹 U-type clamp	1
14	01599-01011	螺母 nut	2
15	01643-31032	垫圈 washer	2
16	07000-03075	O型圈 O-ring	1
17	01010-51030	螺栓 bolt	4
18	01602-21030	弹簧垫圈 washer, spring	4
19	07002-02434	O型圈 O-ring	1
20	07239-12410	螺母 nut	1
21	07232-10628	接头 nipple	1
22	07042-10108	螺塞 plug	1
23	07102-20603	软管 hose	1
24	24G-74-06000	管 tube	1
25	175-49-22143	管 tube	1
26	07000-03035	O型圈 O-ring	2
27	01010-51035	螺栓 bolt	2
28	01602-21030	弹簧垫圈 washer, spring	4
31	07102-20606	软管 hose	1
32	175-49-23862	管 tube	1
33	07042-10108	锥形螺塞 plug, taper	1
36	01010-51065	螺栓 bolt	2

第216图

变速箱管路系统

Fig. 216 TORQFLOW TRANSMISSION PIPING SYSTEM



## 变速箱管路系统

### TORQFLOW TRANSMISSION PIPING SYSTEM

序号 Index No.	件号 Part No.	名称 Description	数量 Q'ty
37	01602-21030	弹簧垫圈 washer, spring	2
38	07000-03028	O型圈 O-ring	2
39	01010-51055	螺栓 bolt	2
40	01602-21030	弹簧垫圈 washer, spring	2
41	175-49-21235	管 tube	1
42	07102-20603	软管 hose	1
43	07000-03025	O型圈 O-ring	1
44	01010-51060	螺栓 bolt	2
45	01602-21030	弹簧垫圈 washer, spring	2
46	175-49-21472	管 tube	1
47	07102-20603	软管 hose	1
48	07213-51521	管接头 nipple	2
49	175-49-11911	管 tube	1
50	07201-51527	螺母 nut	1
51	07281-00259	喉箍 clamp	2
52	07260-21410	软管 hose	1
53	175-49-23570	管 tube	1
54	07281-00197	喉箍 clamp	2
55	07260-20922	软管 hose	1
56	175-49-23580	管 tube	1
57	07213-51013	管接头 nipple	1

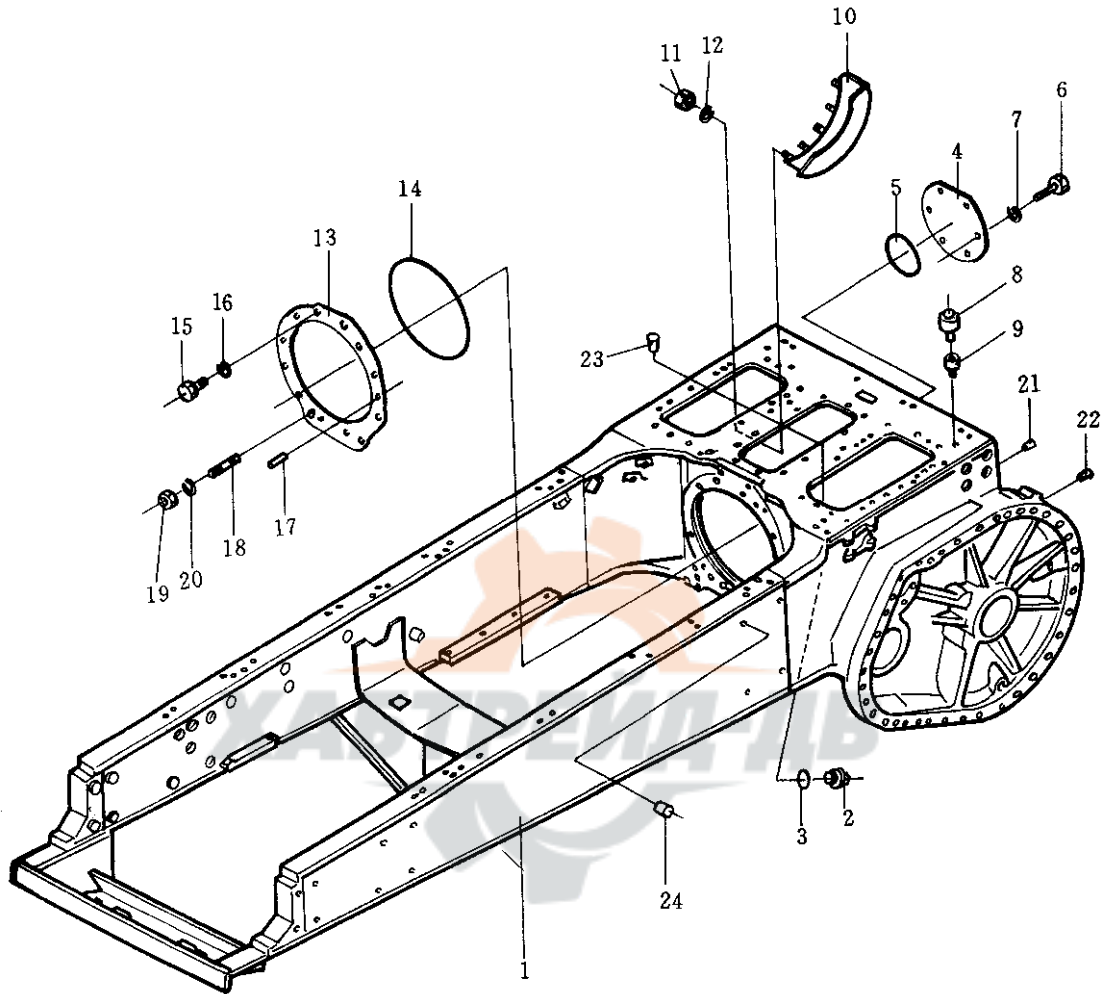
# 转向装置及终传动

## STEERING SYSTEM AND FINAL DRIVE





第 301 图 转向箱及主机架  
Fig.301 STEERING CASE AND MAIN FRAME

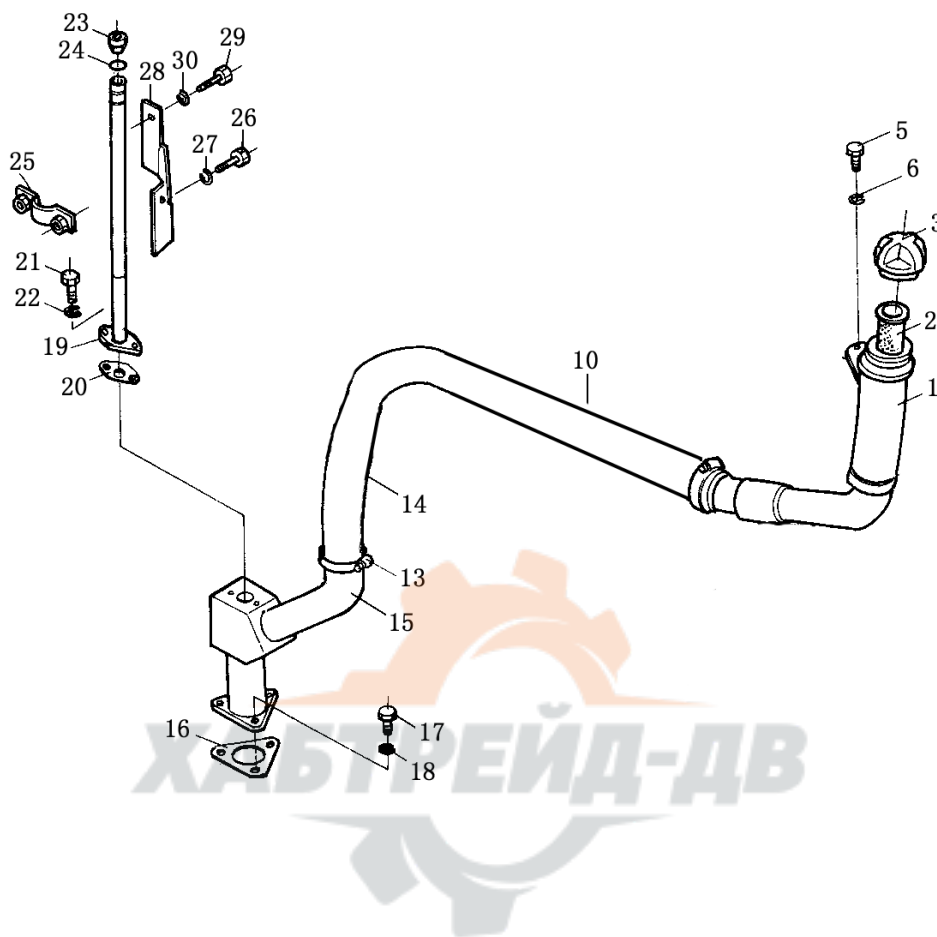


## 转向箱及主机架

## STEERING CASE AND MAIN FRAME

序号 INDEX NO.	件号 Part No.	名称 Description	数量 Q'ty
1	171-30-01000	转向箱与主机架 steering case and main frame	1
2	07044-13620	螺塞 plug	1
3	07002-03634	O型圈 O-ring	1
4	175-21-32170	盖 cover	1
5	07000-05195	O型圈 O-ring	1
6	01010-52040	螺栓 bolt	6
7	01602-22060	弹簧垫圈 washer, spring	6
8	07030-00252	透气塞 breather plug	3
9	170-21-11190	弯头接头 elbow	3
10	175-21-11181	罩 cover	1
11	01580-11210	螺母 nut	3
12	01602-21236	弹簧垫圈 washer, spring	3
13	175-21-32135	垫片 gasket	1
14	07000-05470	O型圈 O-ring	1
15	01010-52050	螺栓 bolt	6
16	01643-32060	垫圈 washer	6
17	04020-01842	圆柱销 pin	1
18	01120-32050	螺柱 stud	5
19	01582-02016	螺母 nut	5
20	01643-32060	弹簧垫圈 washer, spring	5
21	07049-02025	锥形防尘木塞(带松土器和挂钩) plug	2
22	07049-03949	锥形防尘木塞(带松土器和挂钩) plug	22
23	07049-01620	锥形防尘木塞 plug	3
24	07049-03038	锥形防尘木塞 plug	8

第 302 图 加油器及油尺  
Fig.302 OIL FILTER AND LEVEL GAUGE

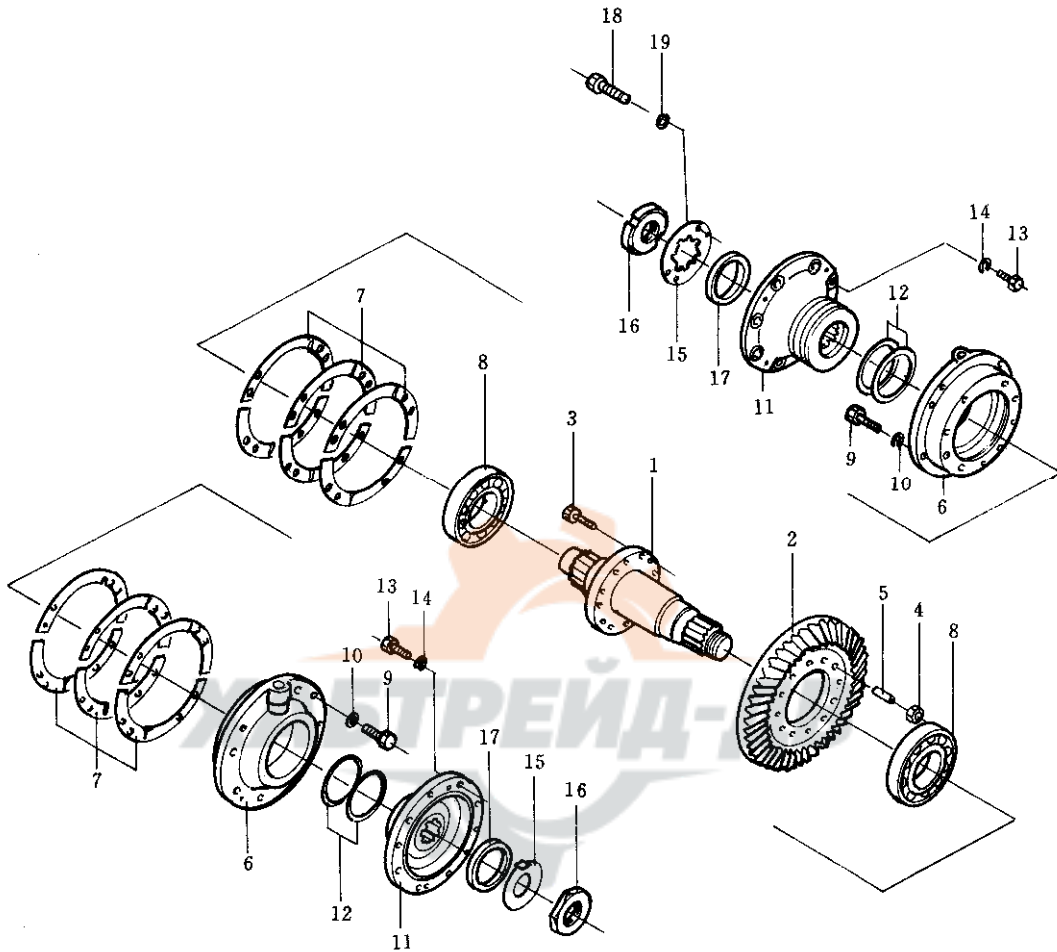


加油器及油尺

OIL FILTER AND LEVEL GAUGE

序号 INDEX NO.	件号 Part No.	名称 Description	数量 Q'ty
1	171-30-03000	管 tube	1
2	07056-10045	过滤网 strainer	1
3	07051-20000	加油口盖 cap	1
5	01010-51020	螺栓 bolt	2
6	01643-31032	垫圈 washer	2
10	171-30-00001	软管 hose	1
13	07281-00549	喉箍 clamp, hose	2
14	07260-24122	软管 hose	1
15	171-30-02000	管 tube	1
16	154-21-11581	垫片 gasket	1
17	01010-51235	螺栓 bolt	3
18	01602-21236	弹簧垫圈 washer, spring	3
19	175-21-35182	管 tube	1
20	175-21-35210	垫片 gasket	1
21	01010-50825	螺栓 bolt	2
22	01602-20825	弹簧垫圈 washer, spring	2
23	175-21-32153	油尺 gauge, oil level	1
24	07000-02018	O型圈 O-ring	1
25	195-49-12990	卡箍 clamp	1
26	01010-51025	螺栓 bolt	2
27	01602-21030	弹簧垫圈 washer, spring	2
28	175-21-35410	板 plate	1
29	01010-51030	螺栓 bolt	2
30	01602-21030	弹簧垫圈 washer, spring	2

第 303 图 伞齿轮及轴  
Fig.303 BEVEL GEAR AND SHAFT

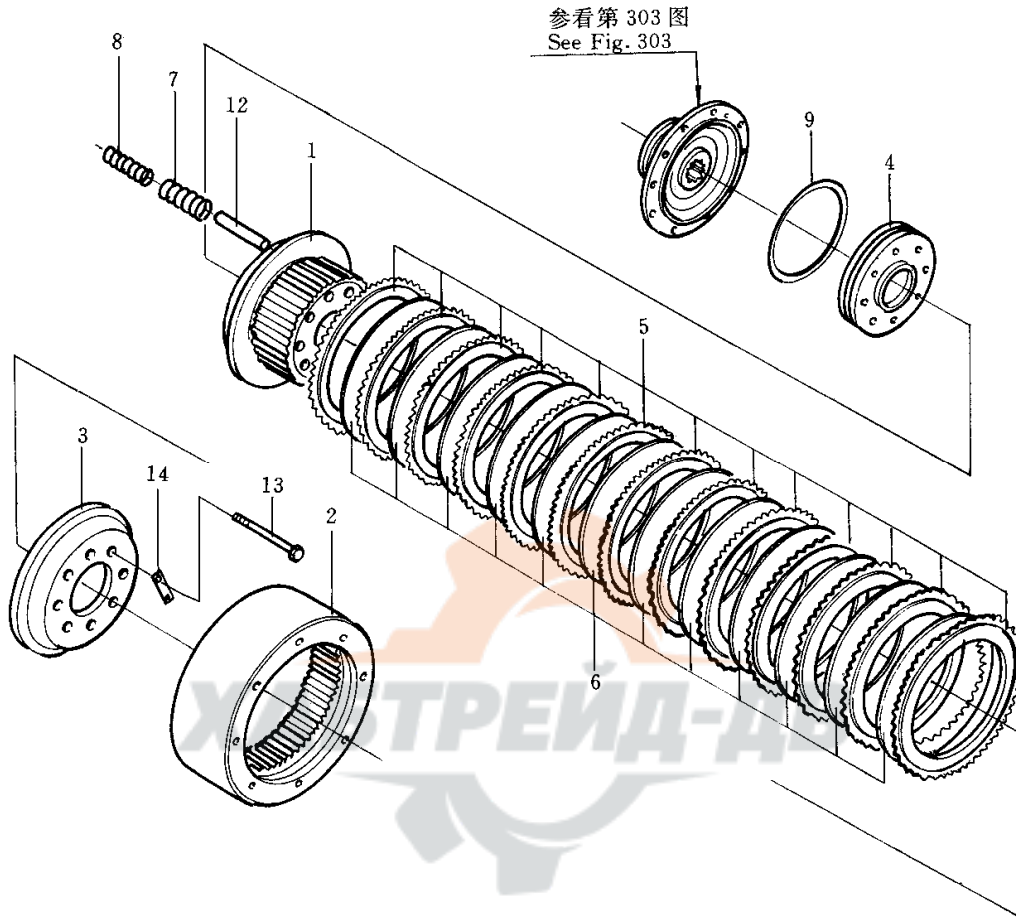


## 伞齿轮及轴

## BEVEL GEAR AND SHAFT

序号 INDEX NO.	件号 Part No.	名称 Description	数量 Q'ty
1	175-21-32113	横轴 shaft	1
2	175-21-22140	螺旋齿轮 gear, bevel	1
3	170-21-12170	螺栓 bolt	12
4	01580-11613	螺母 nut	12
5	170-21-12160	止动垫 plate, lock	6
6	175-21-32190	轴承座 cage	2
7	175-21-00032	调整垫片总成 shim ass'y	2
	☆	垫片 0.1mm shim, o.1mm(175-21-32210)	20
	☆	垫片 0.2mm shim, o.1mm(175-21-32220)	20
	☆	垫片 0.5mm shim, o.1mm(175-21-32230)	16
8	06000-32219	轴承 bearing	2
9	01010-51440	螺栓 bolt	16
10	01643-31445	垫圈 washer	16
11	198-21-11490	轮毂 hub	2
12	170-22-11130	密封环 ring, seal	4
13	01010-51645	螺栓 bolt	24
14	01643-31645	垫圈 washer	24
15	198-21-11480	锁片 plate, lock	2
16	170-21-12141	螺母 nut	2
17	154-21-22211	衬垫 packing	2
18	01010-51025	螺栓 bolt	4
19	01643-31032	垫圈 washer	4


第 304 图 转向离合器  
Fig.304 STEERING CLUTCH



## 转向离合器

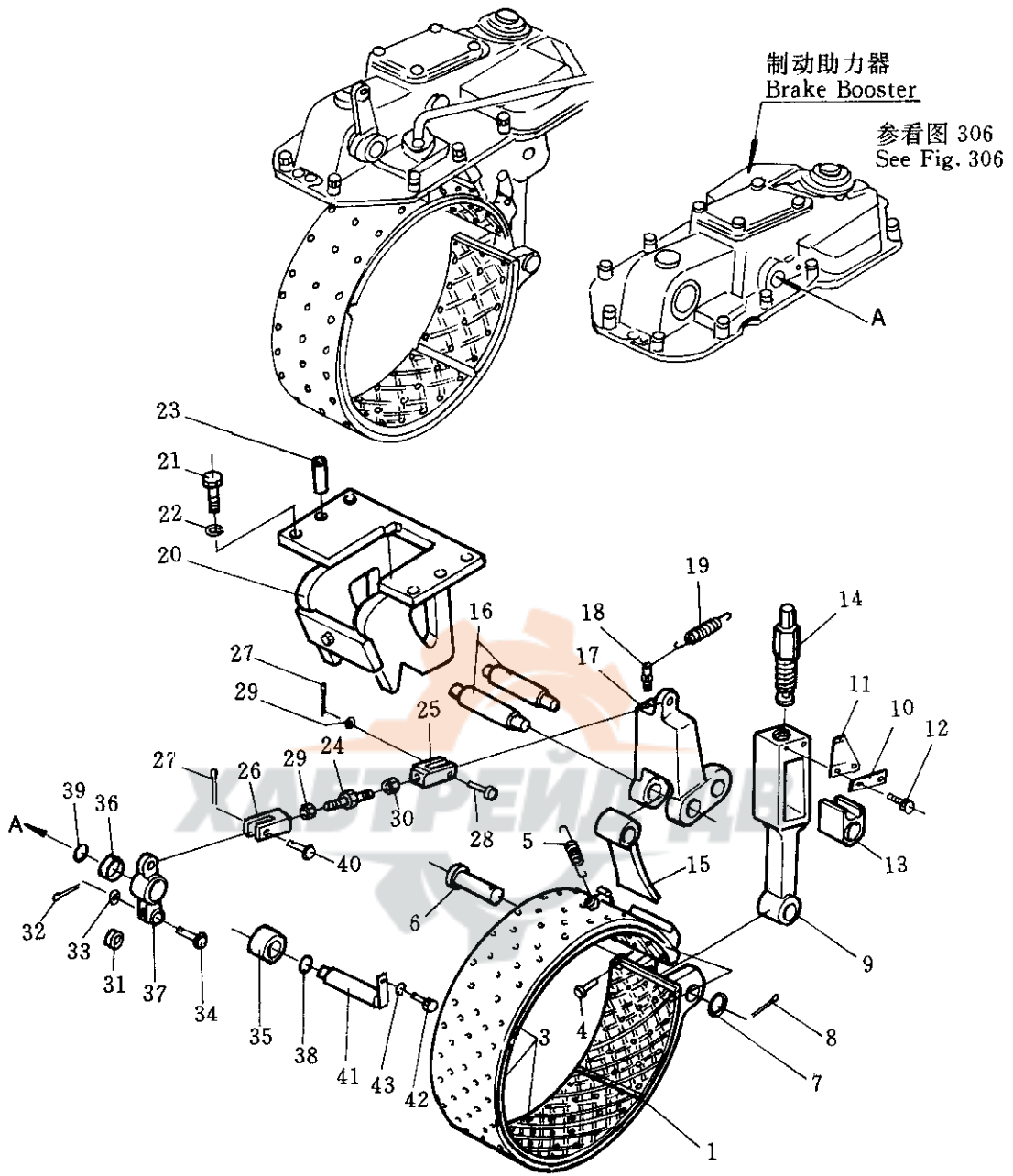
## STEERING CLUTCH

序号 INDEX NO.	件号 Part No.	名称 Description	数量 Q'ty
	175-22-00032	转向离合器总成 steering clutch ass'y	2
1	175-22-21271	内鼓 drum, clutch	1
2	175-22-21281	外鼓 drum, brake	1
3	175-22-21131	压盘 plate	1
4	175-22-21141	活塞 piston	1
5	154-22-11230	摩擦片 disk, clutch	12
6	175-22-21160	内齿片 plate	11
7	175-22-21170	大弹簧 spring, large	8
8	175-22-21180	小弹簧 spring, small	8
9	175-22-21190	密封环 ring, seal	1
12	175-22-21231	套管 sleeve	8
13	175-22-21242	螺栓 bolt	8
14	175-22-21150	锁紧垫片 gasket, lock	4





第 305 图 制动带和联动装置  
 Fig.305 BRAKE BAND AND LINKAGE

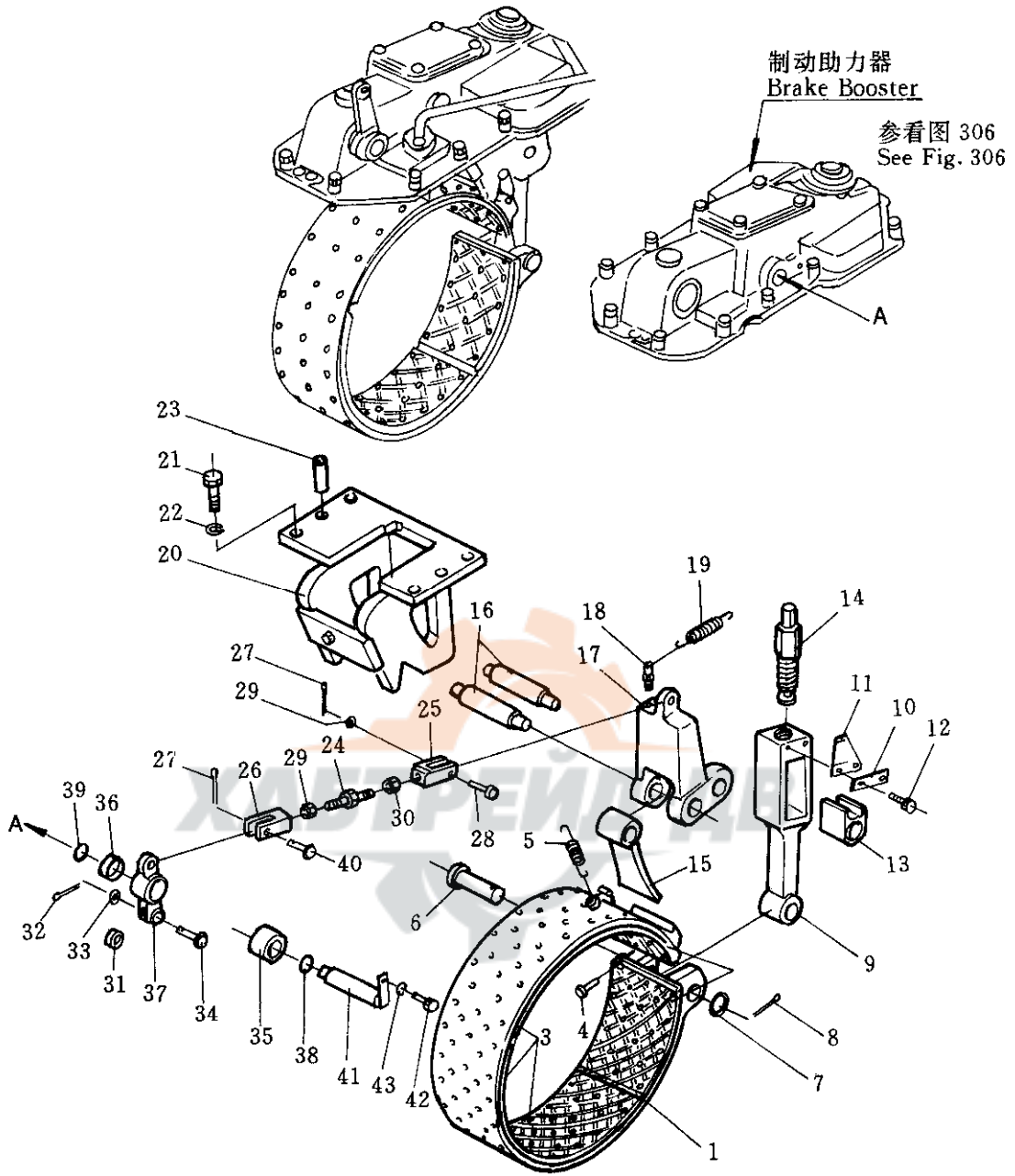


## 制动带和联动装置

### BRAKE BAND AND LINKAGE

序号 INDEX NO.	件 号 Part No.	名 称 Description	数量 Q'ty
	175-33-00080	左制动带总成 brake band ass'y (L.H)	1
	175-33-00090	右制动带总成 brake band ass'y (R.H)	1
1	☆	制动带(左) brake band (L.H)(175-33-28110)	1
	☆	制动带(右) brake band (R.H)(175-33-28210)	1
2	▲175-33-28130	里衬(A) lining, brake (A)	4
3	▲175-33-28140	里衬(B) lining, brake (B)	6
4	04412-00514	铆钉 rivet, brake lining	198
5	100-33-13120	弹簧 spring	2
6	175-33-24210	销 pin	2
7	175-33-24220	垫圈 washer	2
8	04050-14050	销 pin	2
9	175-33-24231	拉杆 rod	2
10	154-33-11620	锁板 plate, lock	2
11	154-33-11610	锁簧 spring, lock	2
12	01010-51016	螺栓 bolt	4
13	154-33-11540	锁块 block, lock	2
14	175-33-24272	螺杆 bolt, adjusting	2
15	175-33-24240	端块 end block	2
16	175-33-24260	锁轴 shaft, lock	4
17	175-33-24251	杆 rod	2
18	154-33-11650	座 seat	2
19	150-33-12171	弹簧 spring	2
20	175-33-24281	托架(左) bracket(L.H)	1
	175-33-24291	托架(右) bracket(R.H)	1
21	01010-52055	螺栓 bolt	8
22	01643-32060	垫圈 washer	8
23	154-33-11720	定位销 pin, dowel	4
24	175-33-24311	螺杆 rod	2
25	175-33-24320	叉 yoke	2
26	175-33-24330	叉 yoke	2

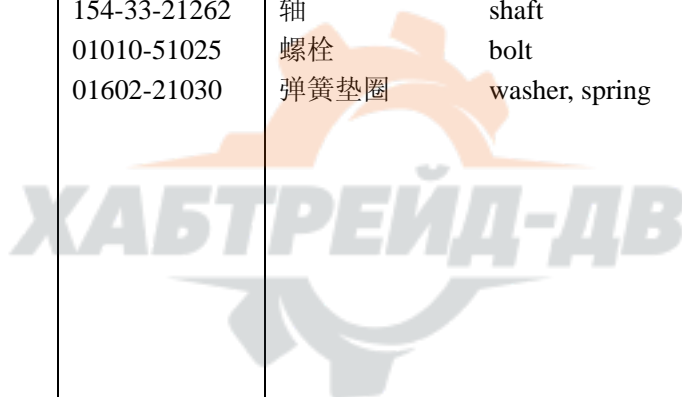
第 305 图 制动带和联动装置  
 Fig.305 BRAKE BAND AND LINKAGE



制动带和联动装置

BRAKE BAND AND LINKAGE

序号 INDEX NO.	件号 Part No.	名称 Description	数量 Q'ty
27	04050-04028	销 pin	4
28	175-33-24450	销 pin	2
29	01583-01811	螺母 nut	2
30	175-33-24342	螺母 nut	2
31	170-33-13330	滚子 roller	2
32	04050-14026	销 pin	2
33	01641-21626	垫圈 washer	2
34	04205-01645	销轴 shaft ,pin	2
35	198-43-13220	垫圈 washer	2
36	154-33-21280	衬套 spacer	2
37	175-33-24353	摇杆 lever	2
38	07000-03030	O 型圈 O-ring	2
39	07000-03025	O 型圈 O-ring	2
40	175-33-24450	销 pin	2
41	154-33-21262	轴 shaft	2
42	01010-51025	螺栓 bolt	2
43	01602-21030	弹簧垫圈 washer, spring	2

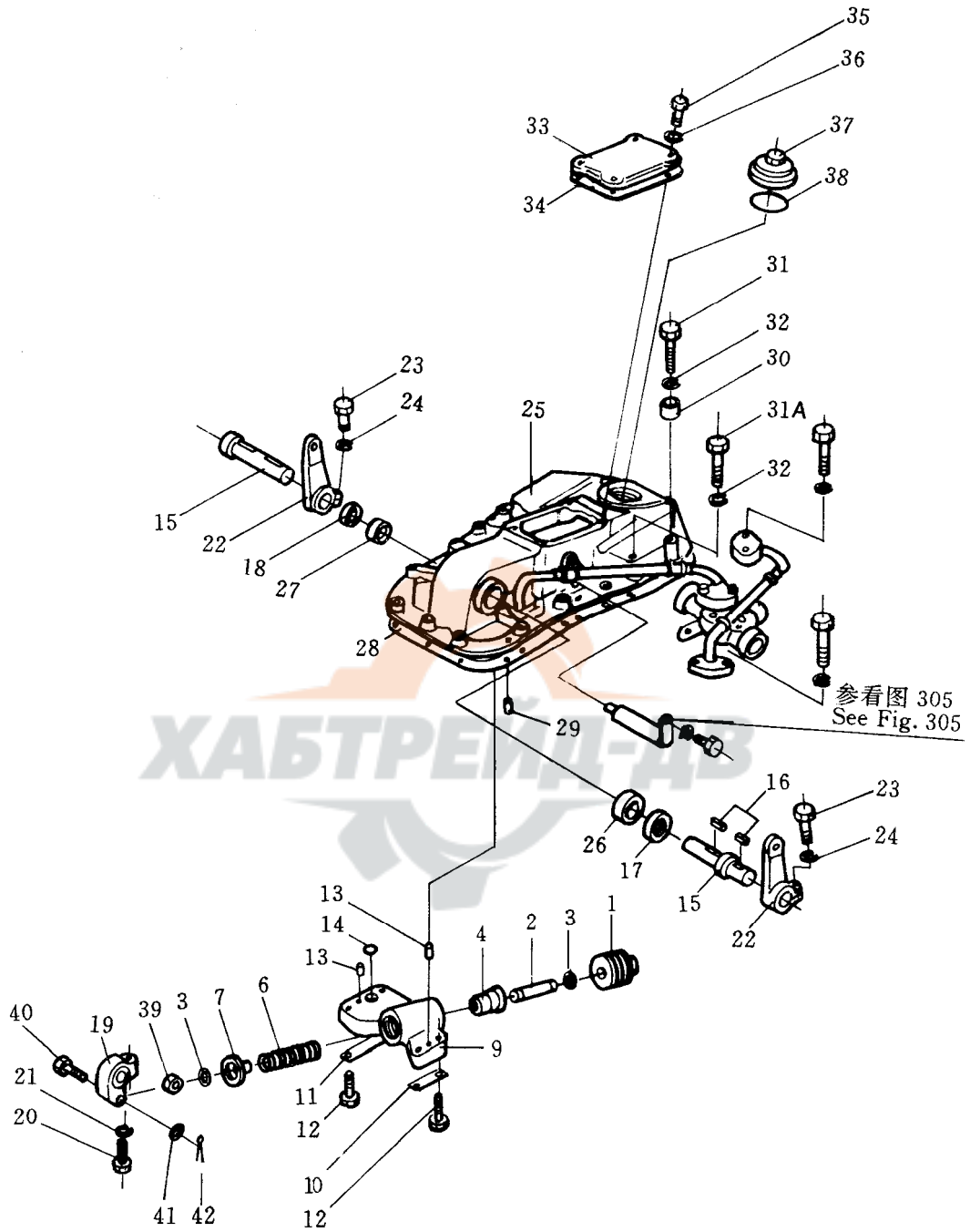




制动助力器  
BRAKE BOOSTER

序号 INDEX NO.	件号 Part No.	名称 Description	数量 Q'ty
1	175-33-28330	活塞 piston	2
2	175-33-24441	轴 shaft	2
3	04064-02512	挡圈 ring, snap	4
4	195-33-14341	轴套 bushing	2
6	170-33-13370	弹簧 spring	2
7	175-33-31310	弹簧座 retainer	2
9	175-33-28310	左阀体 body, valve L.H	1
	175-33-28320	右阀体 body, valve R.H	1
10	154-33-21420	锁片 plate, lock	2
11	154-33-21420	锁片 plate, lock	2
12	01010-51255	螺栓 bolt	8
13	04020-01228	销 pin	4
14	07000-02020	O型圈 O-ring	4
15	154-33-21310	轴 shaft	1
	175-33-26130	轴 shaft	1
16	04000-01030	平键 key	4
17	154-33-21340	油封 seal, oil	2
18	154-33-21350	油封 seal, oil	2
19	154-33-21150	摇臂 arm	2
20	01010-51235	螺栓 bolt	2
21	01602-21236	弹簧垫圈 washer, spring	2
22	175-33-26110	杆 lever	1
	175-33-25991	杆 lever	1
23	01010-51245	螺栓 bolt	2
24	01602-21236	弹簧垫圈 washer, spring	2
25	175-23-24378	左盖 housing, brake, L.H	1
	175-23-24388	右盖 housing, brake, R..H	1
26	154-33-21320	轴套 bushing	2
27	154-33-21330	轴套 bushing	2
28	175-33-24415	垫片 gasket	2

第 306 图 制动助力器  
Fig.306 BRAKE BOOSTER



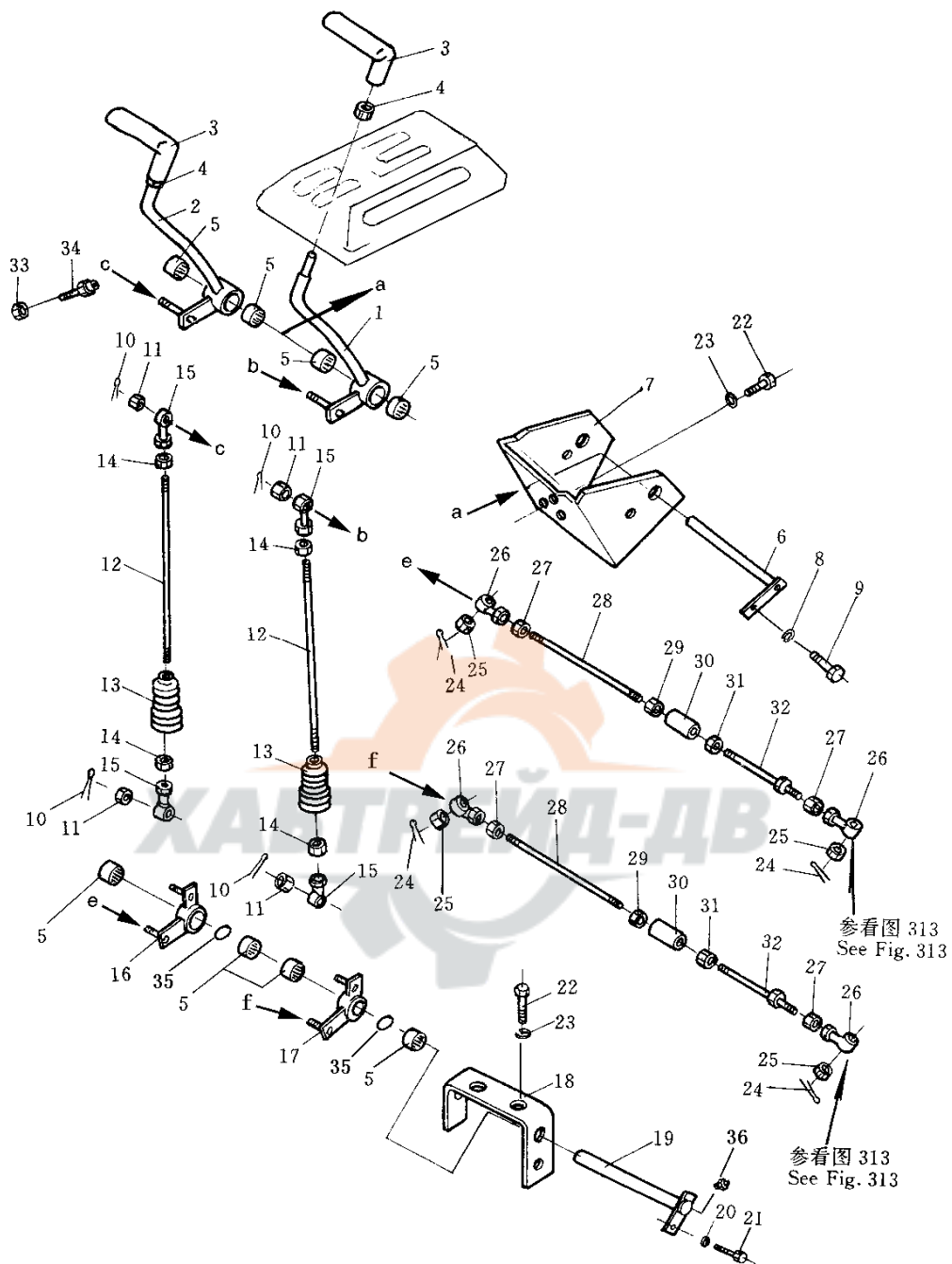
制动助力器  
BRAKE BOOSTER

序号 INDEX NO.	件号 Part No.	名称 Description	数量 Q'ty
29	04020-01228	销 pin	4
30	195-33-11220	隔套 spacer	6
31	01010-51260	螺栓 bolt	30
31A	01010-51280	螺栓 bolt	4
32	01602-21236	垫圈 washer	34
33	175-33-24361	端盖 end cover	2
34	175-33-24511	垫片 gasket	2
35	01010-51235	螺栓 bolt	8
36	01602-21236	垫圈 washer	8
37	154-33-21142	盖 cover	2
38	07000-02095	O型圈 O-ring	2
39	170-33-13330	滚子 roller	2
40	04205-01645	销轴 pin shaft	2
41	01641-01626	垫圈 washer	2
42	04050-14026	定位销 pin, dowel	2





第 307 图 转向控制杆  
 Fig.307 STEERING CONTROL LEVER

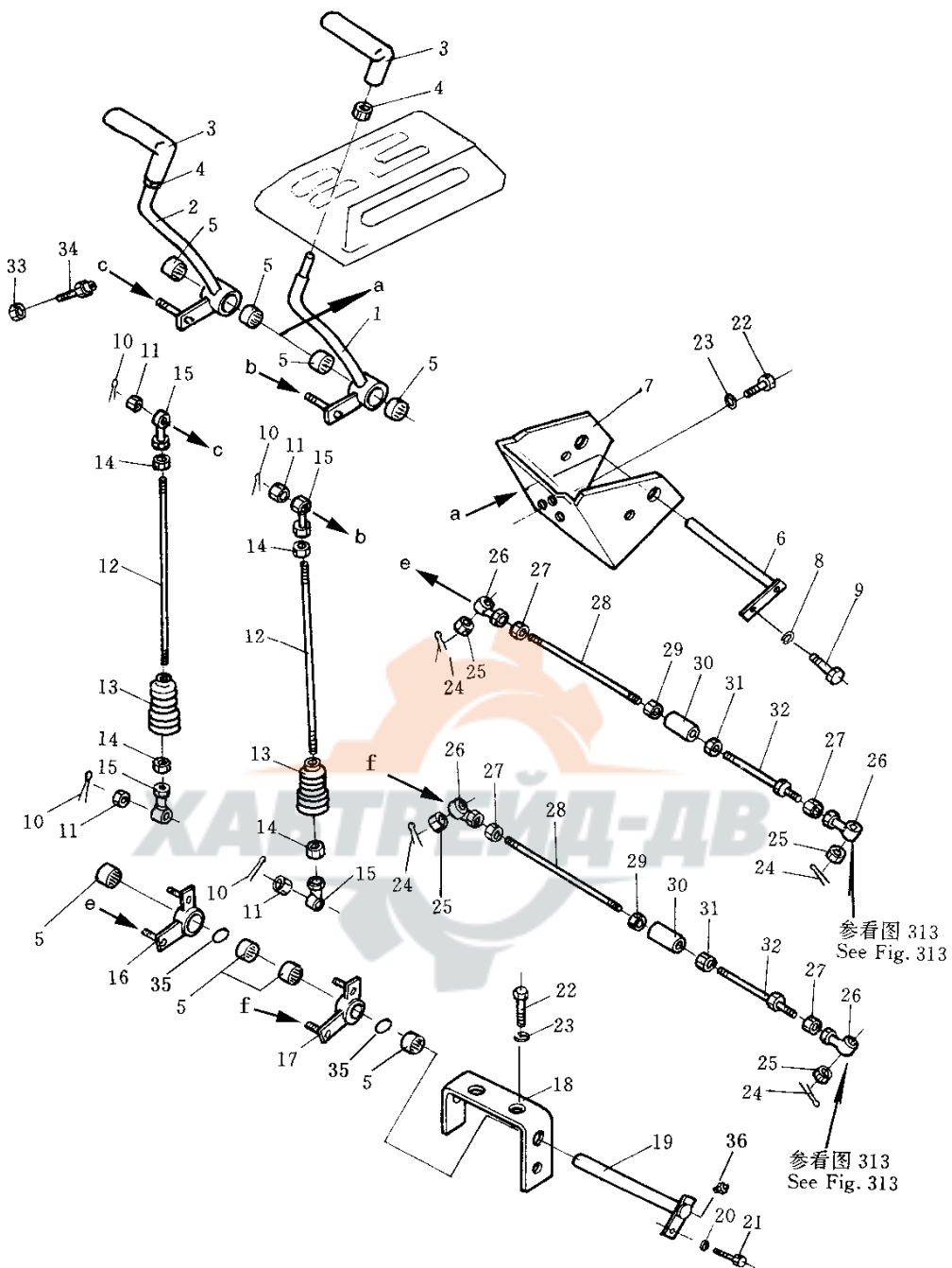


## 转向控制杆

## STEERING CONTROL LEVER

序号 INDEX NO.	件号 Part No.	名称 Description	数量 Q'ty
1	175-43-51111	摇臂(左) lever (L.H)	1
2	175-43-51121	摇臂(右) lever (R.H)	1
3	175-43-51131	手柄 knob	2
4	175-43-51180	螺母 nut	2
5	06120-02016	轴承 bearing	8
6	175-43-51211	轴 shaft	1
7	175-43-51191	板 plate	1
8	01602-21030	垫圈 washer	1
9	01010-51025	螺栓 bolt	1
10	04050-12016	开口销 pin, cotter	4
11	01590-10809	螺母 nut	4
12	04245-40839	杆 rod	2
13	175-43-51220	伸缩软管 hose	2
14	01580-10806	螺母 nut	4
15	113-43-23270	杆接头 end, rod	4
16	175-43-42640	摇臂 lever	1
17	175-43-42650	摇臂 lever	1
18	175-43-51231	支架 bracket	1
19	175-43-51241	轴 shaft	1
20	01602-21030	垫圈 washer	1
21	01010-51025	螺栓 bolt	1
22	01010-51225	垫圈 washer	5
23	01643-31232	螺栓 bolt	5
24	04050-13030	开口销 pin, cotter	4
25	01593-11411	螺母 nut	4
26	04250-41474	杆接头 end, rod	4
27	01582-11411	螺母 nut	4
28	04245-41451	杆 rod	2
29	01508-21408	螺母 nut	2
30	154-44-21650	螺套 bushing	2

第 307 图 转向控制杆  
 Fig.307 STEERING CONTROL LEVER



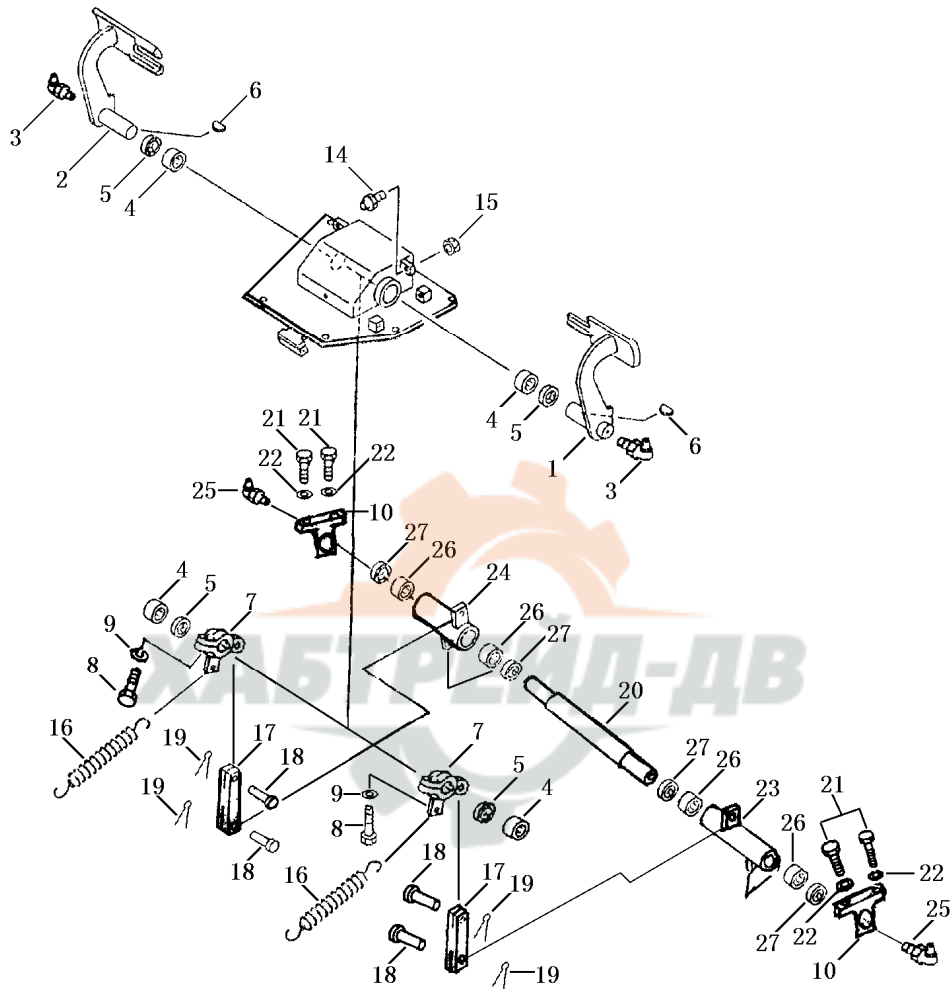
## 转向控制杆

## STEERING CONTROL LEVER

序号 INDEX NO.	件号 Part No.	名称 Description	数量 Q'ty
31	01582-11411	螺母 nut	2
32	04248-31445	杆 rod	2
33	01580-11210	螺母 nut	2
34	09311-31237	缓冲螺栓 bolt	2
35	06122-02004	骨架防尘密封圈 seal, dust	4
36	07020-00613	油杯 fitting, grease	1



第 308 图 制动踏板  
Fig.308 BRAKE PEDAL

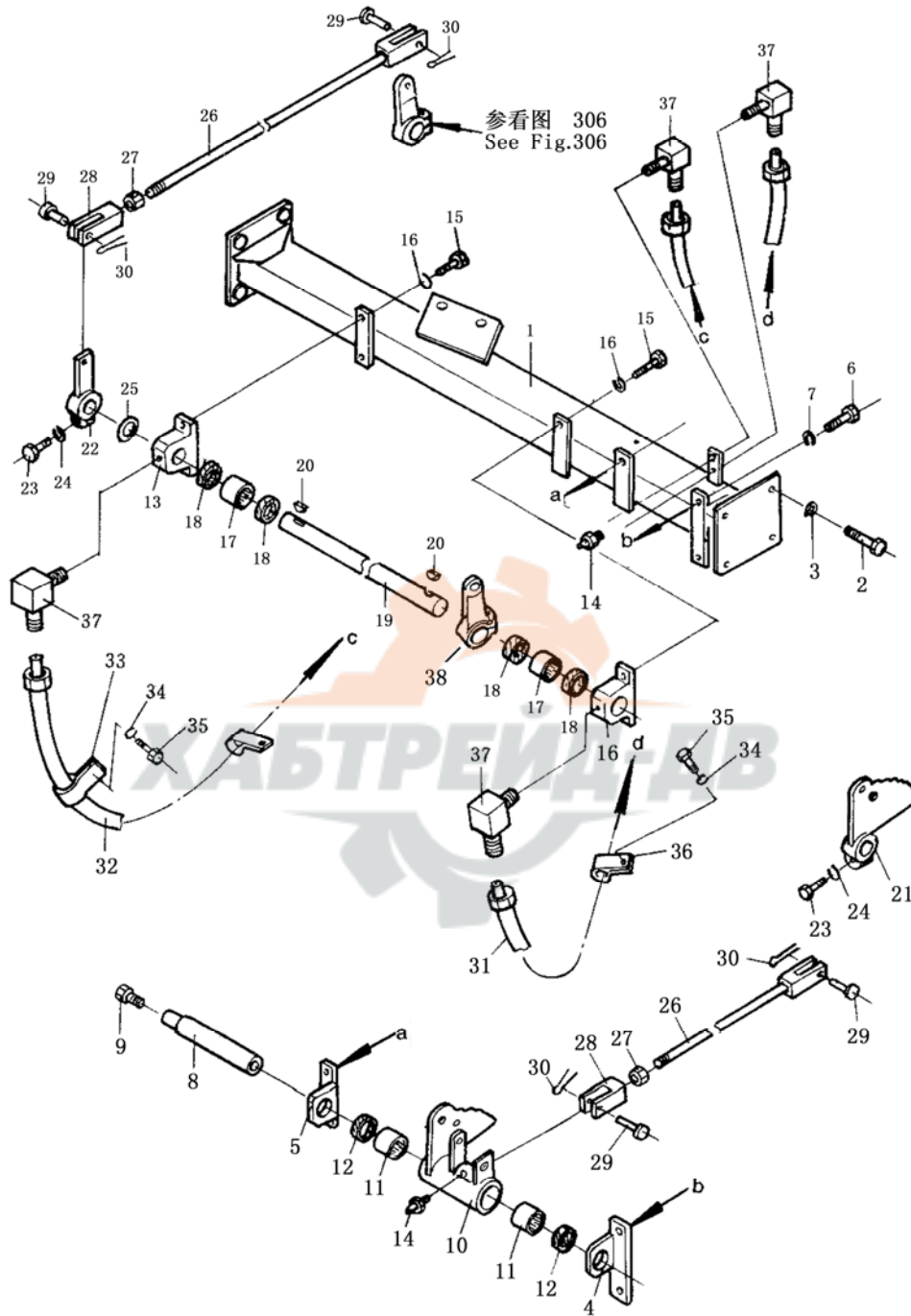


## 制动踏板

### BRAKE PEDAL

序号 INDEX NO.	件号 Part No.	名称 Description	数量 Q'ty
1	16Y-26C-01000	踏板 (左) pedal, L.H	1
2	16Y-26C-02000	踏板 (右) pedal, R.H	1
3	07021-01090	油杯 fitting grease	2
4	HK354220	轴承 bearing	4
5	01622-03504	防尘圈 seal, dust	4
6	04010-01032	半圆键 key	2
7	10Y-26-13000	摇臂 lever	2
8	01010-51235	螺栓 bolt	2
9	01643-31232	垫圈 washer	2
10	10Y-26-00003	支架 bracket	2
14	09311-41237	缓冲螺栓 bolt bumper	2
15	01580-11210	螺母 nut	2
16	154-43-41260	弹簧 spring	2
17	10Y-26-00004	接头 joint	2
18	04205-11440	销轴 pin, shaft	4
19	04050-14022	开口销 pin, cotter	4
20	171-26-00002	轴 shaft	1
21	01010-51225	螺栓 bolt	4
22	01643-31232	垫圈 washer	4
23	171-26-01000	摇臂 (左) lever L.H	1
24	171-26-02000	摇臂 (右) lever R.H	1
25	07021-01090	油杯 fitting grease	2
26	HK303720	轴承 bearing	4
27	06122-03004	防尘圈 seal, dust	4

第 309 图 制动连杆  
Fig.309 BRAKE LINKAGE



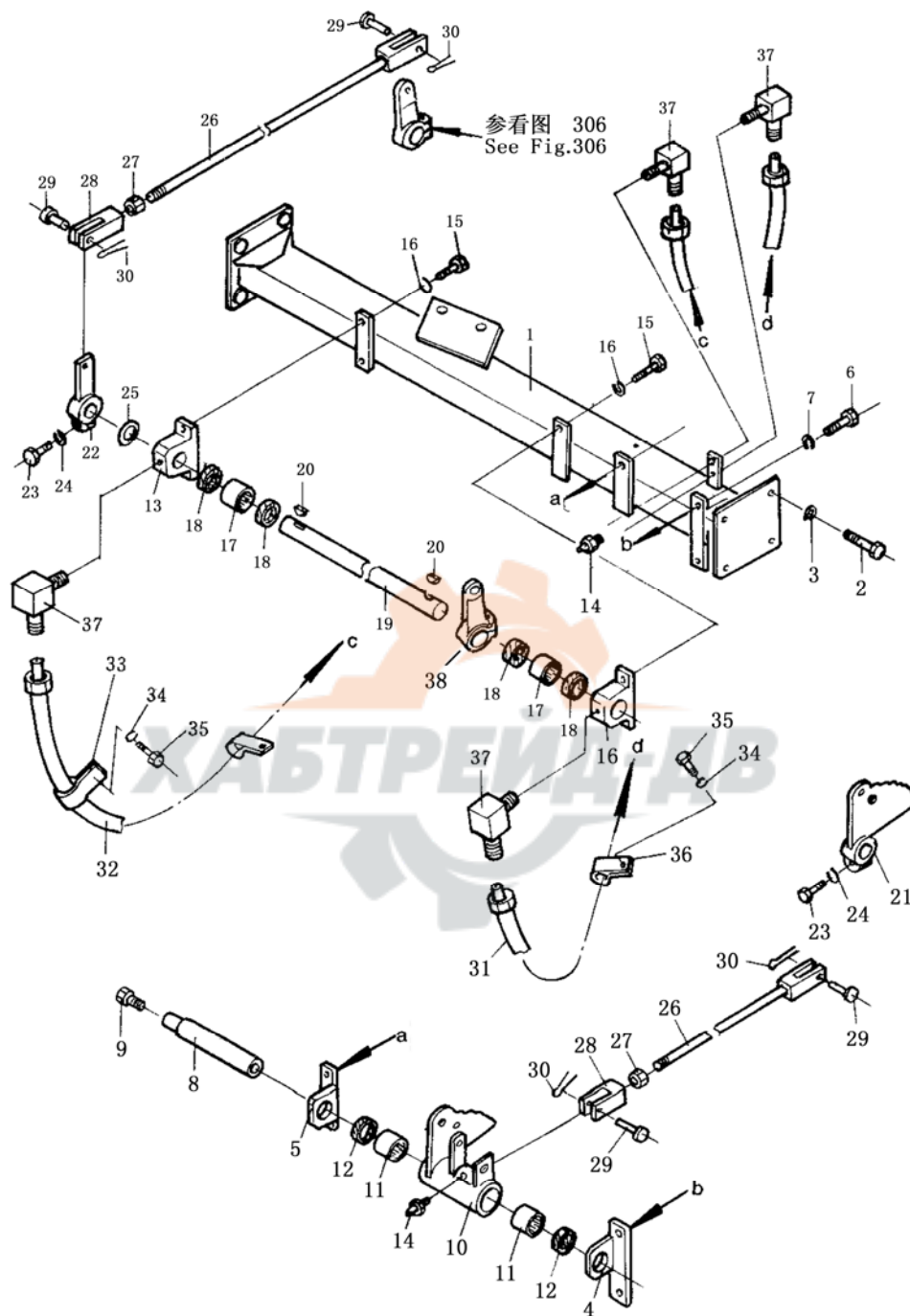
## 制动连杆

### BRAKE LINKAGE

序号 INDEX NO.	件号 Part No.	名称 Description	数量 Q'ty
1	175-43-42272	托架 support bracket	1
2	01010-51645	螺栓 bolt	8
3	01643-31645	垫圈 washer	8
4	195-43-24621	支座(左) bracket (L.H)	1
5	195-43-24631	支座(右) bracket (R.H)	1
6	01010-51230	螺栓 bolt	4
7	01643-31232	垫圈 washer	4
8	195-43-24321	轴 shaft	1
9	01010-50816	螺栓 bolt	1
10	171-26-04000	棘轮(右) pawl wheel	1
11	06120-03520	轴承 bearing	2
12	06122-03504	防尘密封圈 seal, dust	2
13	195-43-24391	支座 bracket	2
14	07020-01018	油杯 fitting, grease	3
15	01010-51230	螺栓 bolt	4
16	01643-31232	垫圈 washer	4
17	06120-03520	轴承 bearing	2
18	06122-03504	防尘密封圈 seal, dust	4
19	171-26-00001	轴 shaft	1
20	04010-11032	键 key	2
21	171-26-03000	棘轮(左) lever	1
22	154-43-15581	杆 rod	1
23	01010-51245	螺栓 bolt	2
24	01602-21236	垫圈 washer	2
25	195-43-24430	垫圈 washer	1
26	04244-51485	杆组件 rod ass'y	2
27	01582-11411	螺母 nut	2
28	04211-21478	叉口板 yoke	2
29	04205-11438	销轴 shaft pin	4
30	04050-14026	开口销 pin, cotter	4



第 309 图 制动连杆  
Fig.309 BRAKE LINKAGE



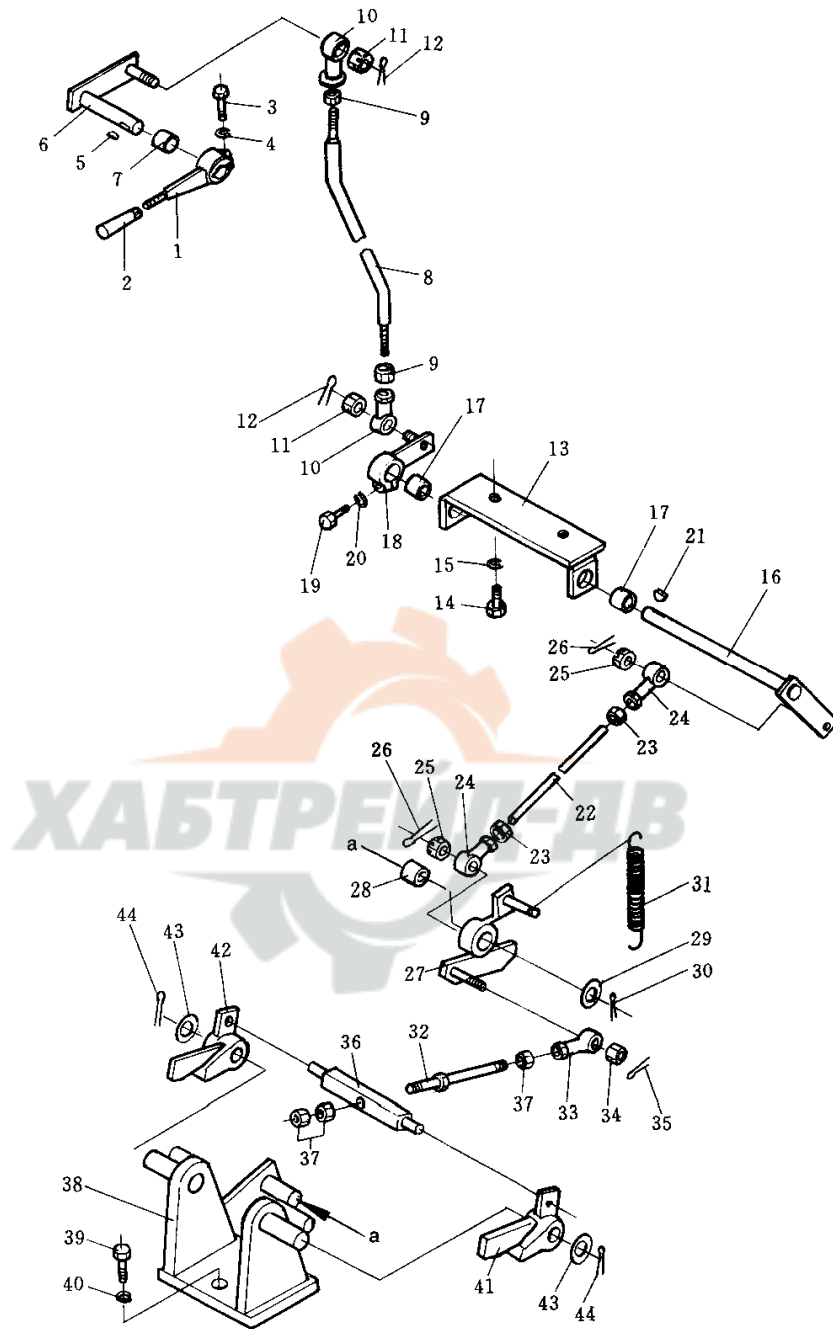
## 制动连杆

### BRAKE LINKAGE

序号 INDEX NO.	件号 Part No.	名称 Description	数量 Q'ty
31	175-43-42710	管 tube	1
32	175-43-42720	管 tube	1
33	08036-10814	线夹 clip	2
34	01643-31032	垫圈 washer	2
35	01010-51016	螺栓 bolt	2
36	08036-11214	线夹 clip	1
37	176-43-41350	弯管接头 elbow	4
38	171-26-05000	摇臂 lever	1



第 310 图 停车锁杆  
Fig.310 PARKING BRAKE LEVER

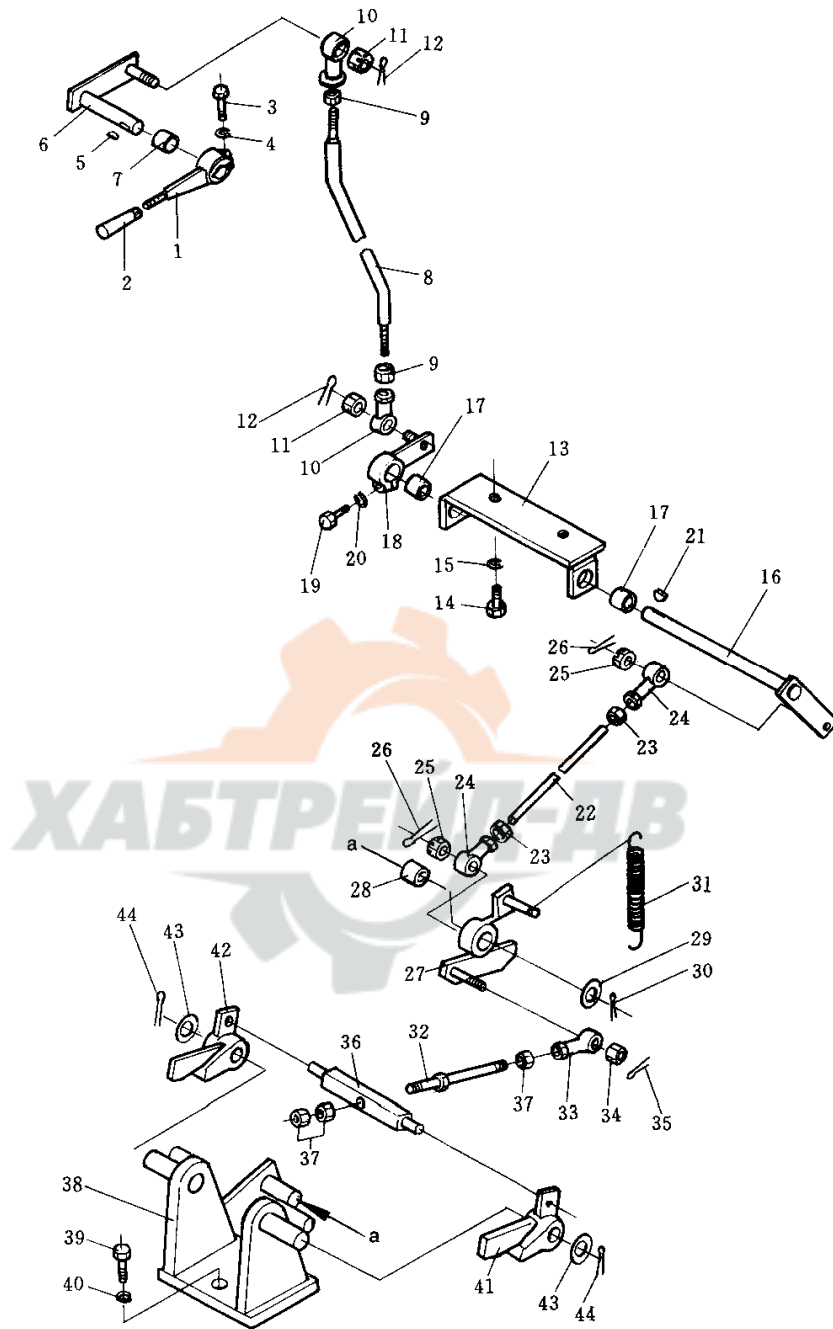


## 停车锁杆

### PARKING BRAKE LEVER

序号 INDEX NO.	件号 Part No.	名称 Description	数量 Q'ty
1	195-43-24560	支杆 lever	1
2	09305-00800	手柄 knob	1
3	01010-50830	螺栓 bolt	1
4	01602-20825	弹簧垫圈 washer, spring	1
5	04010-10516	键 key	1
6	195-43-24551	摇臂 lever	1
7	09350-01615	衬套 bushing	2
8	195-43-24541	杆 rod	1
9	01580-10806	螺母 nut	2
10	04250-40847	关节轴承 joint bearing	2
11	01590-10809	螺母 nut	2
12	04050-12016	开口销 pin, cotter	2
13	175-43-42740	支座 bracket	1
14	01010-51230	螺栓 bolt	2
15	01643-31232	垫圈 washer	2
16	195-43-24531	摇臂 lever	1
17	09350-01615	衬套 bushing	2
18	175-43-41382	摇臂 lever	1
19	01010-50830	螺栓 bolt	1
20	01602-20825	弹簧垫圈 washer, spring	1
21	04010-10516	键 key	1
22	04245-40823	杆 rod	1
23	01580-10806	螺母 nut	2
24	04250-40847	关节轴承 joint bearing	2
25	01590-10809	螺母 nut	2
26	04050-12016	开口销 pin, cotter	2
27	175-43-41413	摇臂 lever	1
28	195-43-12640	衬套 bushing	1
29	01641-21626	垫圈 washer	1
30	04050-14026	开口销 pin, cotter	1

第 310 图 停车锁杆  
Fig.310 PARKING BRAKE LEVER



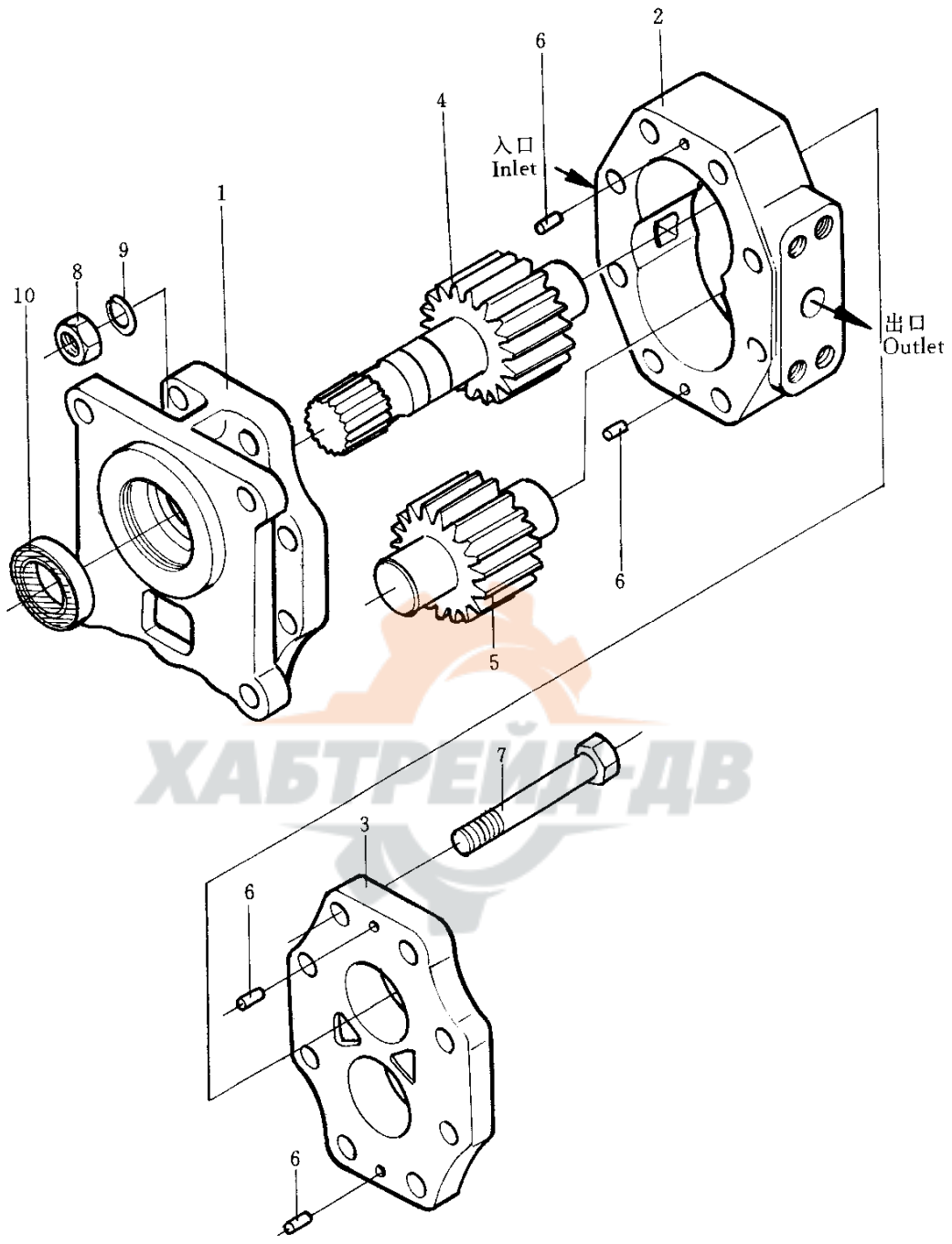
停车锁杆

PARKING BRAKE LEVER

序号 INDEX NO.	件号 Part No.	名称 Description	数量 Q'ty
31	103-33-11260	弹簧 spring	1
32	195-43-24491	杆 rod	1
33	04250-40847	关节轴承 joint bearing	1
34	01590-10809	螺母 nut	1
35	04050-12016	开口销 pin, cotter	1
36	195-43-21940	小轴 bar	1
37	01580-10806	螺母 nut	3
38	175-43-41452	支架 bracket	1
39	01010-51640	螺栓 bolt	2
40	01643-31645	垫圈 washer	2
41	195-43-24471	棘爪(左) pawl, L.H	1
42	195-43-24481	棘爪(右) pawl, R.H	1
43	01640-22032	垫圈 washer	2
44	04050-14028	开口销 pin, cotter	2



第 311 图 转向油泵  
Fig.311 STEERING PUMP



## 转向油泵

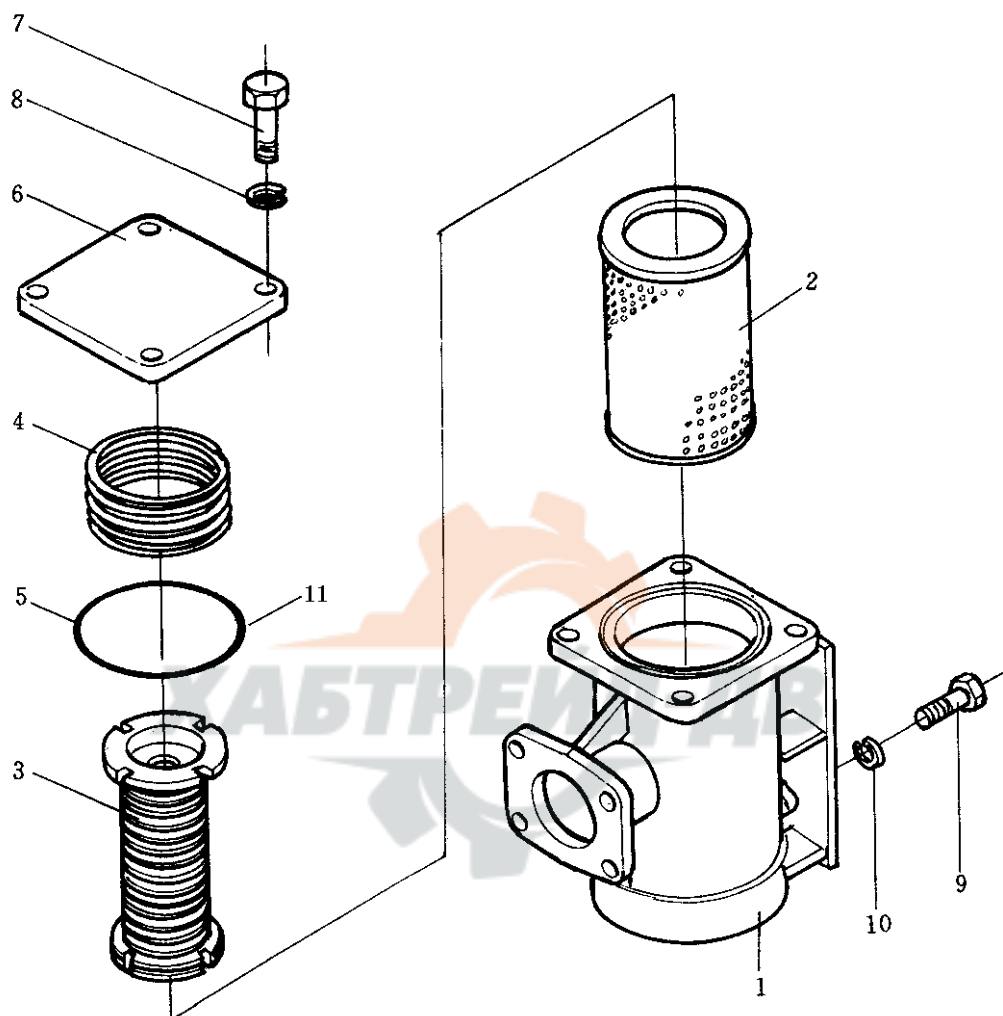
## STEERING PUMP

序号 INDEX NO.	件号 Part No.	名称 Description	数量 Q'ty
	07440-72202	转向油泵总成 steering pump ass'y	1
1	07438-72111	托架总成 bracket ass'y	1
2	07440-71221	泵体 pump body	1
3	07433-71131	泵盖总成 housing ass'y	1
4	07440-71042	主动齿轮 gear, drive	1
5	07440-71052	从动齿轮 gear, driven	1
6	04020-00820	定位销 pin, dowel	4
7	01051-51420	螺栓 bolt	8
8	01582-11411	螺母 nut	8
9	01602-21442	弹簧垫圈 washer, spring	8
10	07438-71160	油封 seal, oil	1





第 312 图 粗滤器总成  
Fig.312 STRAINER ASS'Y



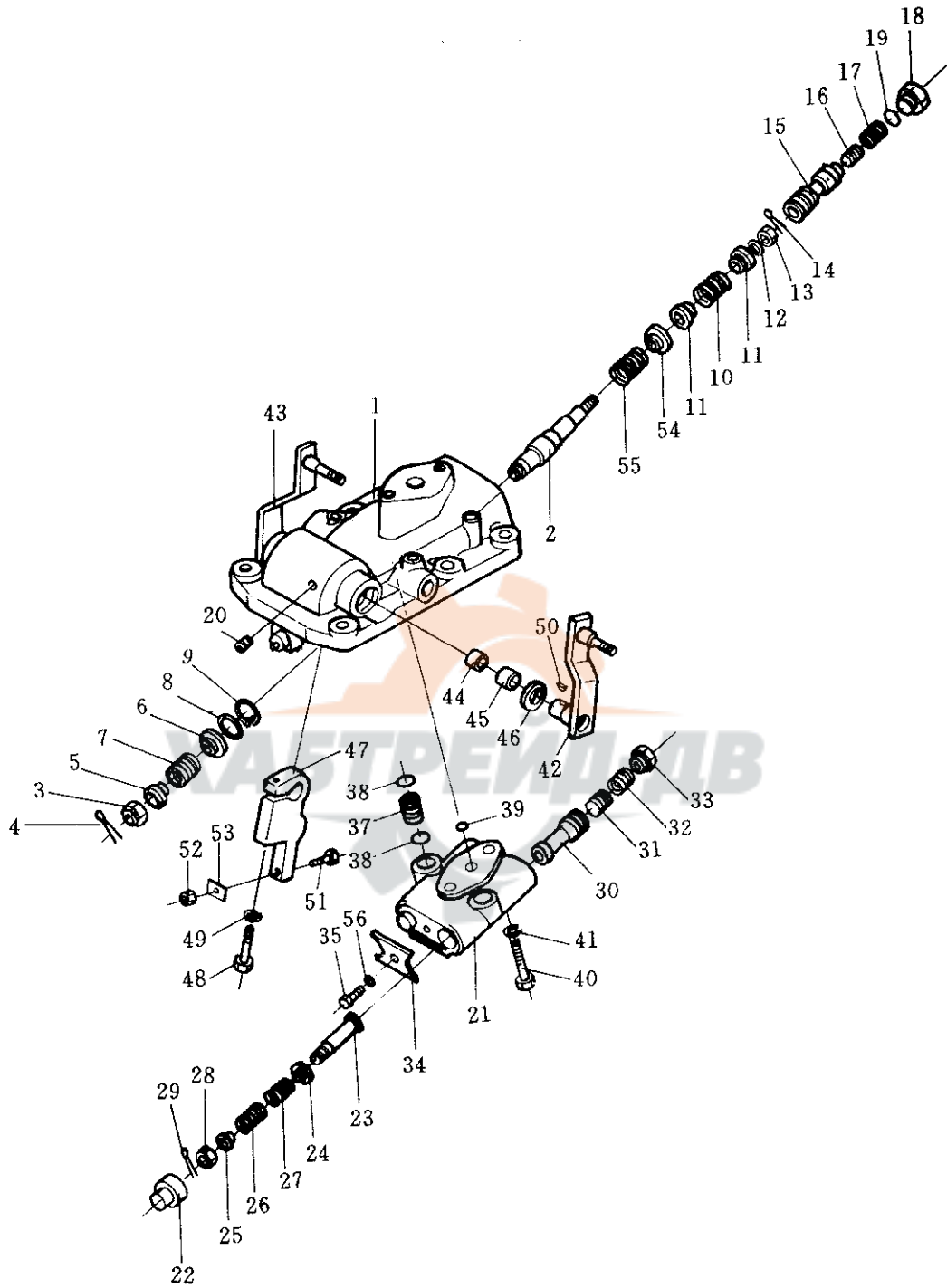
粗滤器总成  
STRAINER ASS'Y

序号 INDEX NO.	件号 Part No.	名称 Description	数量 Q'ty
	175-49-22101	粗滤器总成 strainer ass'y	1
1	175-49-22281	箱体 case	1
2	175-49-11222	滤网 net cleaner	1
3	175-49-11231	磁铁总成 magnet ass'y	1
4	154-19-11230	弹簧 spring	1
5	07000-03130	O型圈 O-ring	1
6	175-49-21690	盖 cover	1
7	01010-51235	螺栓 bolt	4
8	01602-21236	弹簧垫圈 washer, spring	4
9	01010-51235	螺栓 bolt	4
10	01643-31232	垫圈 washer	4
11	07000-43130	O型圈(极寒地带用) O-ring	4



第 313 图 转向控制阀

Fig.313 STEERING CONTROL VALVE



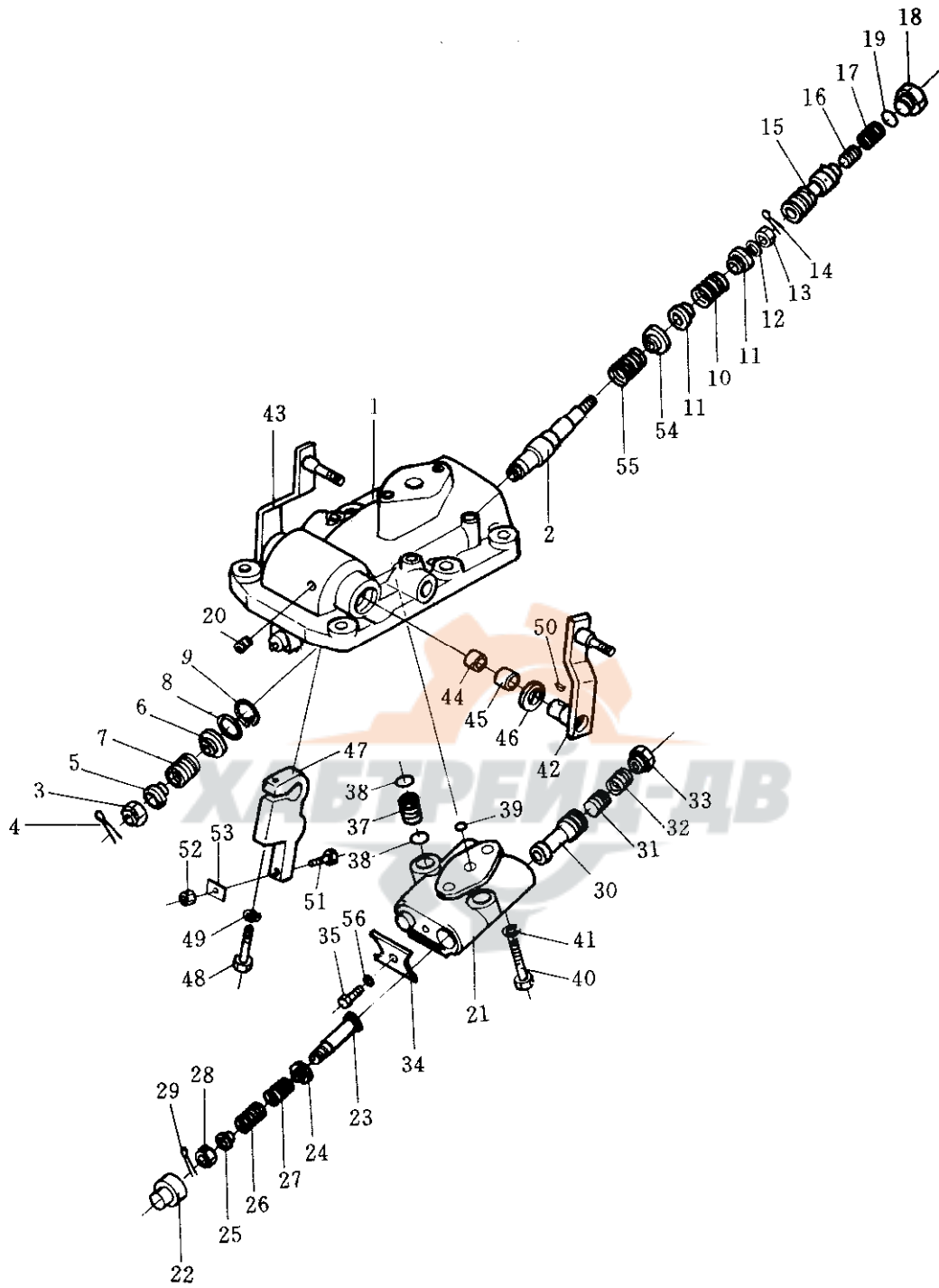
## 转向控制阀

### STEERING CONTROL VALVE

序号 INDEX NO.	件号 Part No.	名称 Description	数量 Q'ty
	195-40-11600	转向控制阀总成 steering control valve ass'y	1
1	144-40-22211	阀体 body, valve	1
2	195-40-11540	轴 shaft	2
3	01593-11613	螺母 nut	2
4	04050-14025	开口销 pin, cotter	2
5	144-40-22180	挡圈 stopper	2
6	144-40-22170	挡圈 stopper	2
7	175-40-31230	弹簧 spring	2
8	04065-03212	孔用弹性挡圈 ring, snap	2
9	195-40-13110	挡圈 stopper	2
10	175-40-31150	弹簧 spring	2
11	195-40-11570	导套 bushing	4
12	144-40-22190	垫圈 washer	2
13	01590-10607	螺母 nut	2
14	04050-11212	开口销 pin, cotter	2
15	195-40-11530	轴 shaft	2
16	702-11-11190	活塞 piston	2
17	175-40-31130	弹簧 spring	2
18	175-40-31530	塞 plug	2
19	07002-03034	O型圈 O-ring	2
20	07043-50108	螺塞 plug	1
21	144-40-22230	阀体 body, valve	1
22	144-40-22290	导套 bushing	2
23	144-40-22260	轴 shaft	2
24	144-40-22270	挡圈 stopper	2
25	144-40-22280	挡圈 stopper	2
26	144-40-22340	弹簧 spring	2
27	175-40-31560	弹簧 spring	2
28	01590-10607	螺母 nut	2
29	04050-11212	开口销 pin, cotter	2
30	144-40-22311	阀杆 lever, valve	2

第 313 图 转向控制阀

Fig.313 STEERING CONTROL VALVE



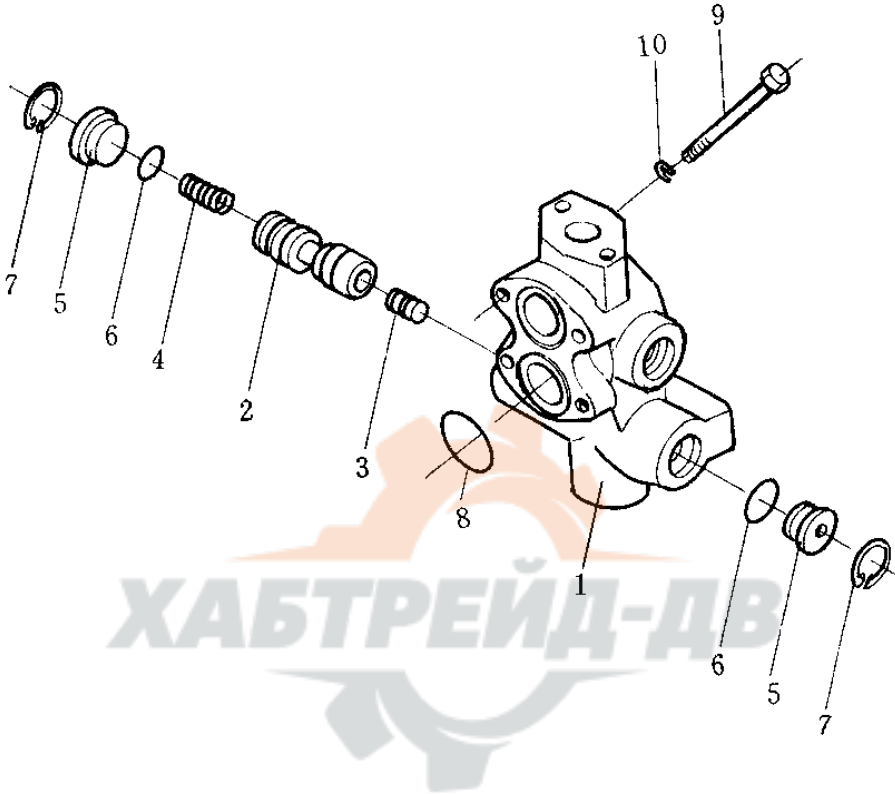
## 转向控制阀

## STEERING CONTROL VALVE

序号 INDEX NO.	件号 Part No.	名称 Description	数量 Q'ty
31	144-40-22320	活塞 piston	2
32	175-40-31410	弹簧 spring	2
33	144-40-22250	塞 plug	2
34	144-40-22330	板 plate	1
35	01010-50816	螺栓 bolt	1
36	01650-20808	止动垫圈 washer, lock	1
37	175-40-31510	管 tube	2
38	07000-02011	O型圈 O-ring	4
39	07000-02015	O型圈 O-ring	1
40	01010-51050	螺栓 bolt	2
41	01602-21030	垫圈 washer	2
42	195-40-11610	左侧杆 lever, L.H	1
43	195-40-11590	右侧杆 lever, R.H	1
44	09350-01820	衬套 bushing	1
45	09350-02215	衬套 bushing	2
46	175-40-31270	油封 seal, oil	2
47	144-40-22240	操纵杆 control lever	2
48	01010-50860	螺栓 bolt	2
49	01602-20825	垫圈 washer	2
50	04010-10416	键 key	2
51	144-40-22160	螺栓 bolt	2
52	01580-10806	螺母 nut	2
53	130-21-12330	板 plate	2
54	195-40-11560	导套 bushing	2
55	195-40-11550	弹簧 spring	2

第 314 图 安全阀

Fig.314 SAFETY VALVE



## 安全阀

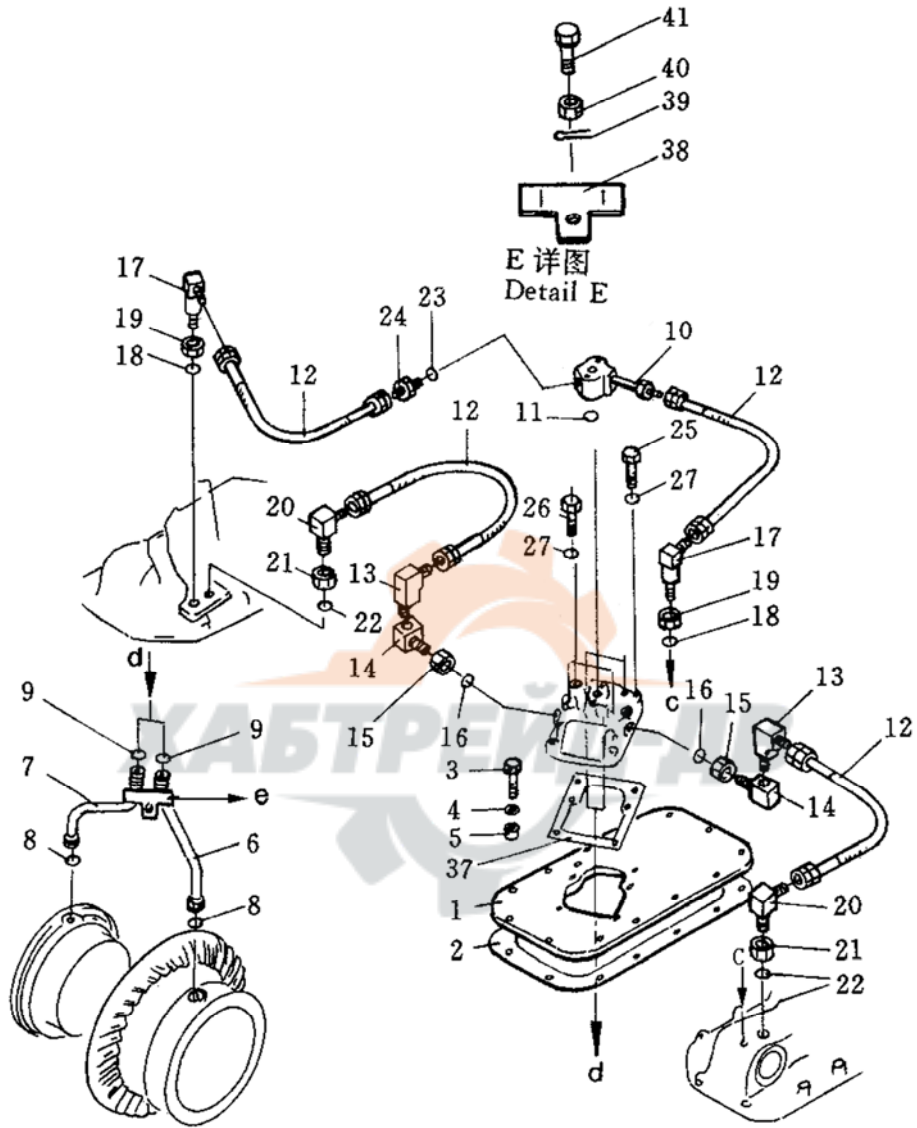
## SAFETY VALVE

序号 INDEX NO.	件号 Part No.	名称 Description	数量 Q'ty
	175-49-13800	安全阀 safety valve	
1	195-49-13750	阀体 body, valve	1
2	145-14-23710	阀芯 element, valve	1
3	145-14-23720	活塞 piston	1
4	195-40-11431	弹簧 spring	1
5	170-33-13530	塞 plug	2
6	07000-03025	O型圈 O-ring	2
7	04065-03515	弹性挡圈 ring, snap	2
8	07000-03042	O型圈 O-ring	2
9	01010-51085	螺栓 bolt	4
10	01602-21030	垫圈 washer	4





第 315 图 制动管路系统  
Fig.315 BRAKE PIPING SYSTEM

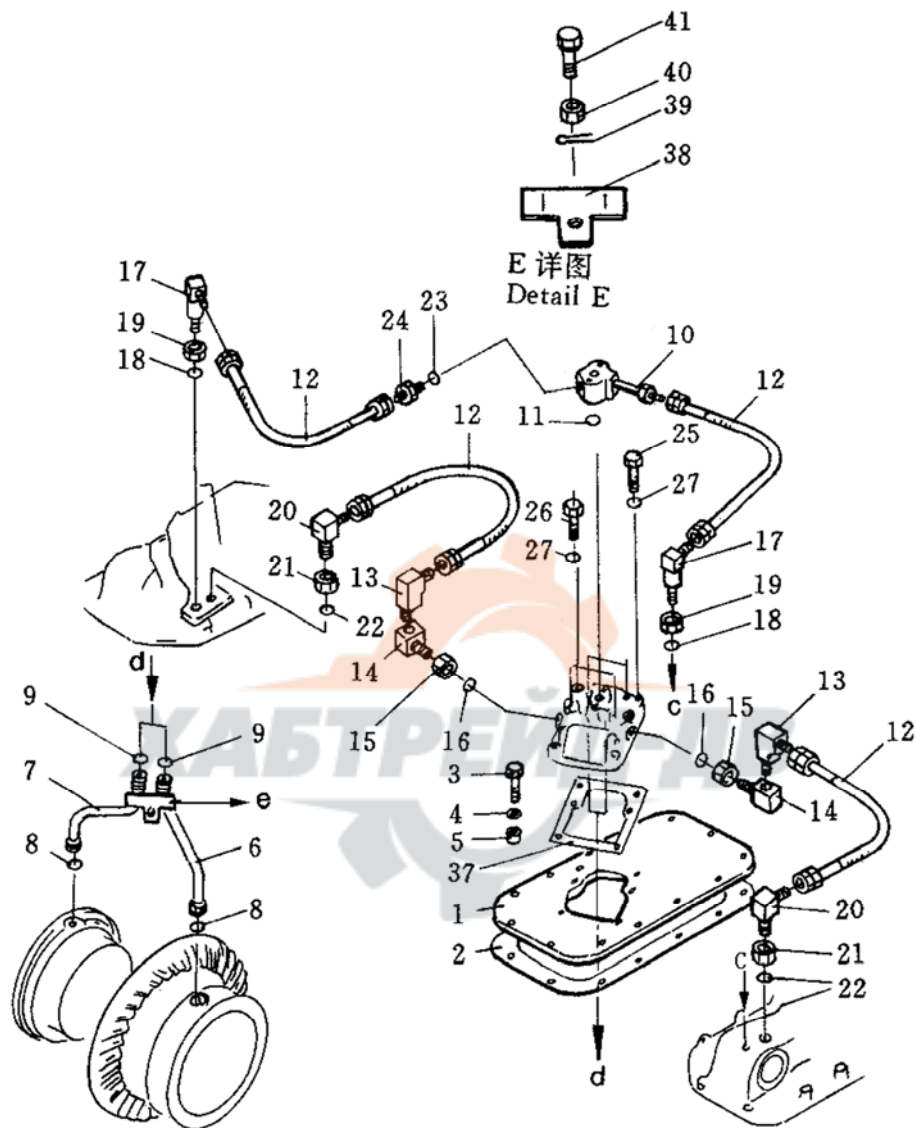


## 制动管路系统

### BRAKE PIPING SYSTEM

序号 INDEX NO.	件号 Part No.	名称 Description	数量 Q'ty
1	175-49-23460	板 plate	1
2	175-40-22521	垫 gasket	1
3	01010-51260	螺栓 bolt	13
4	01602-21236	弹簧垫圈 washer, spring	13
5	195-33-11220	套筒 collar	13
6	175-40-22570	左管 tube, L.H	1
7	175-40-22580	右管 tube, R.H	1
8	07000-03022	O 型圈 O-ring	2
9	07000-02018	O 型圈 O-ring	2
10	175-33-23470	管 tube	1
11	07000-03028	O 型圈 O-ring	1
12	07102-20303	软管 hose	4
13	203-62-12330	弯头 elbow	2
14	195-49-13830	弯头 elbow	2
15	195-49-13840	螺母 nut	2
16	07002-01623	O 型圈 O-ring	2
17	175-49-25670	弯头 elbow	2
18	07002-02034	O 型圈 O-ring	2
19	07239-12009	螺母 nut	2
20	07232-10315	弯头 elbow	2
21	07239-12009	螺母 nut	2
22	07002-02034	O 型圈 O-ring	1
23	07002-02034	O 型圈 O-ring	1
24	07230-10315	接头 nipple	1
25	01010-51250	螺栓 bolt	5
26	01010-51240	螺栓 bolt	1
27	01643-31232	垫圈 washer	6

第 315 图 制动管路系统  
Fig.315 BRAKE PIPING SYSTEM



制动管路系统

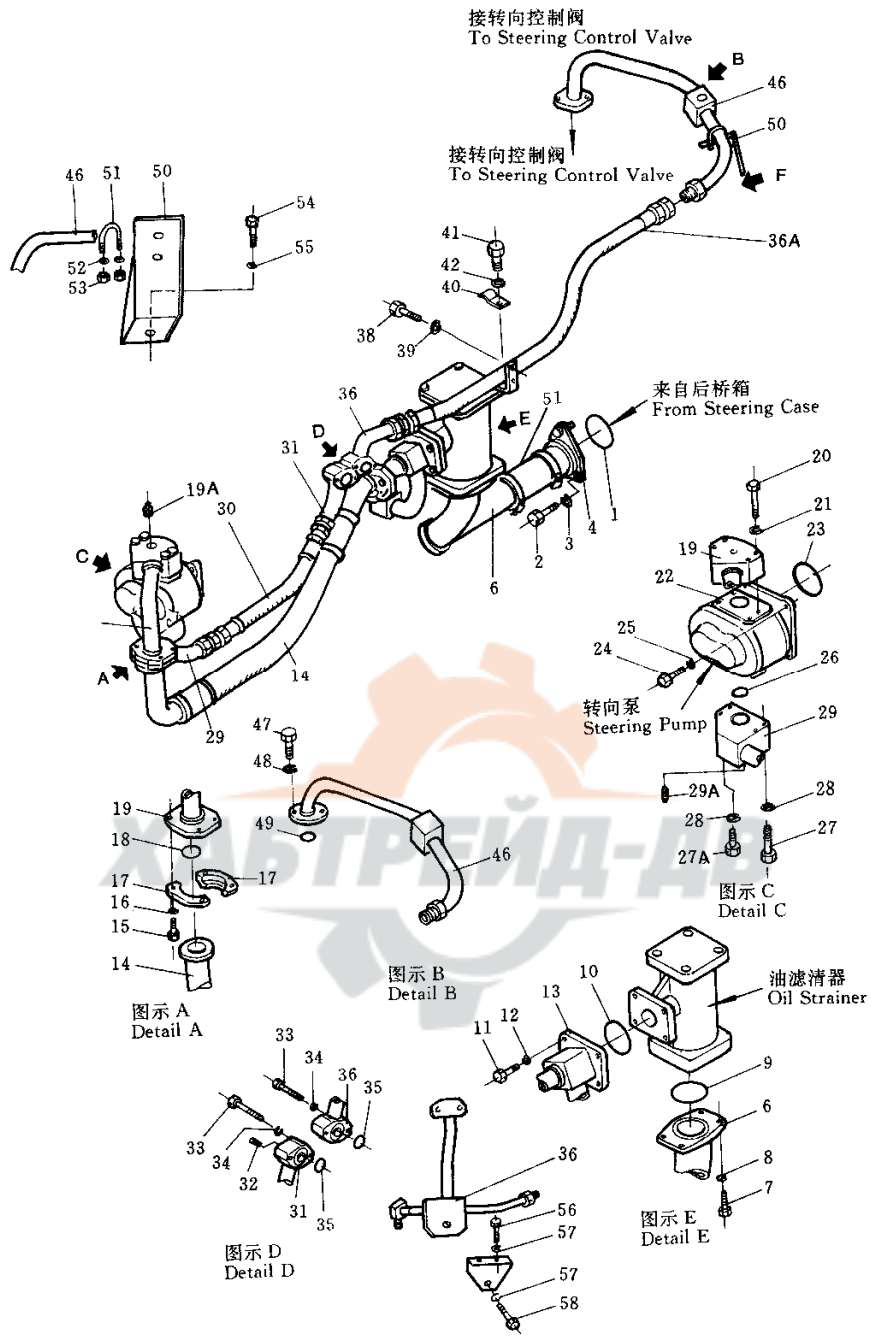
BRAKE PIPING SYSTEM

序号 INDEX NO.	件号 Part No.	名称 Description	数量 Q'ty
37	144-40-22220	密封垫 gasket	1
38	175-40-22461	夹子 clamp	2
39	04050-12018	开口销 pin, cotter	1
40	01590-11012	螺母 nut	1
41	01012-51035	螺栓 bolt	1



第 316 图 转向管路系统 (1/2)

Fig.316 STEERING PIPING SYSTEM



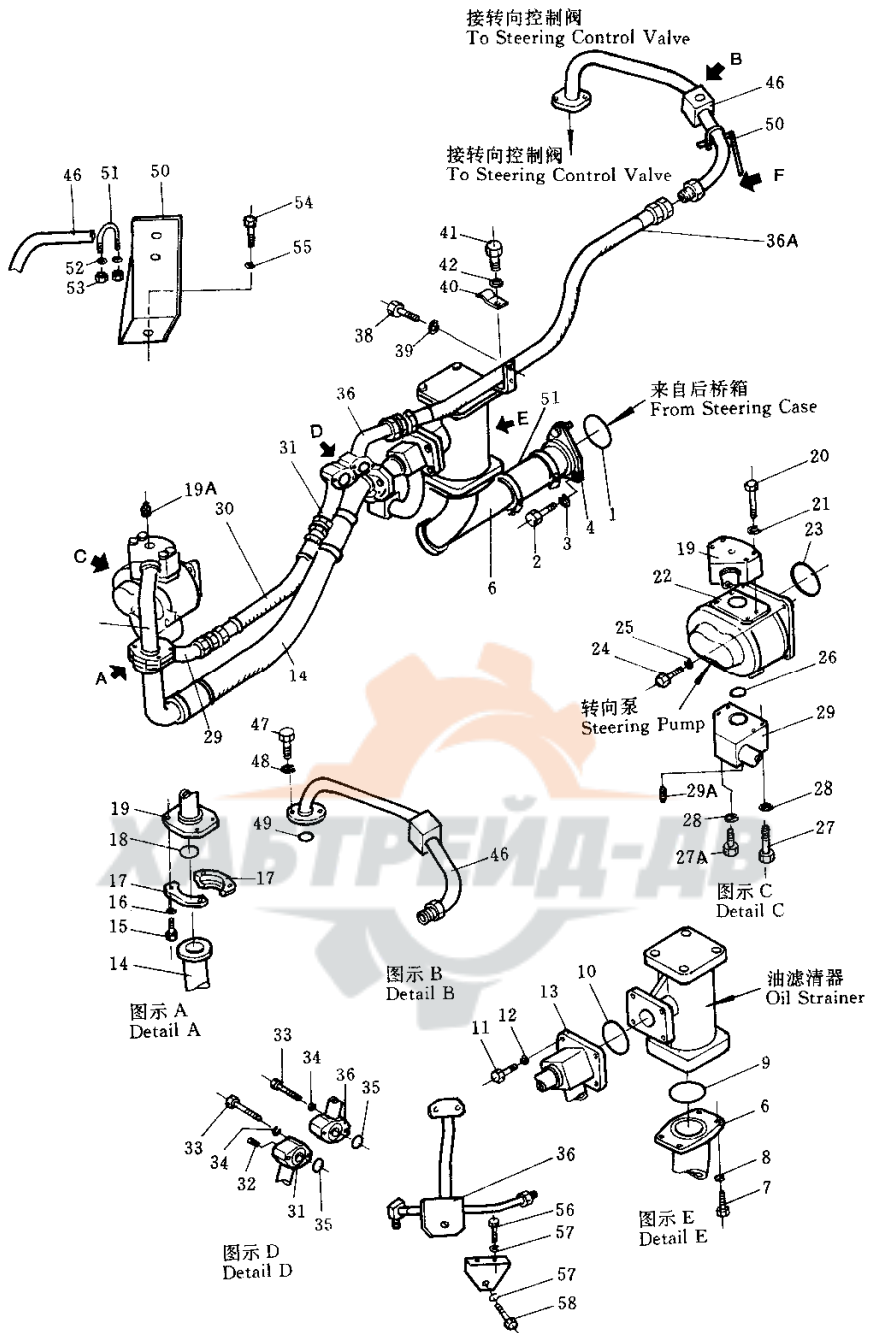
## 转向管路系统(1/2)

## STEERING PIPING SYSTEM

序号 INDEX NO.	件号 Part No.	名称 Description	数量 Q'ty
1	07000-03090	O型圈 O-ring	1
2	01010-51030	螺栓 bolt	3
3	01602-21030	弹簧垫圈 washer, spring	3
4	175-49-22590	管 tube	1
5	07332-02400	连接器 connector	1
6	175-49-21112	管 tube	1
7	01010-51235	螺栓 bolt	4
8	01602-21236	弹簧垫圈 washer, spring	4
9	07000-03080	O型圈 O-ring	1
10	07000-03082	O型圈 O-ring	1
11	01010-51235	螺栓 bolt	4
12	01602-21236	弹簧垫圈 washer, spring	4
13	175-49-22113	管 tube	1
14	07119-01408	软管 hose	1
15	01010-51240	螺栓 bolt	8
16	01643-31232	垫圈 washer	8
17	07371-31465	法兰 flange, split	4
18	07000-03048	O型圈 O-ring	2
19	175-49-C1111	管 tube	1
19A	07042-30108	螺塞 plug	1
20	01010-51075	螺栓 bolt	4
21	01602-21030	弹簧垫圈 washer, spring	4
22	07000-03050	O型圈 O-ring	1
23	07000-03095	O型圈 O-ring	1
24	01010-51240	螺栓 bolt	4
25	01602-21236	弹簧垫圈 washer, spring	4
26	07000-03035	O型圈 O-ring	1
27	01010-51240	螺栓 bolt	2
27A	01010-51275	螺栓 bolt	2
28	01602-21236	弹簧垫圈 washer, spring	4

第 316 图 转向管路系统 (1/2)

Fig.316 STEERING PIPING SYSTEM

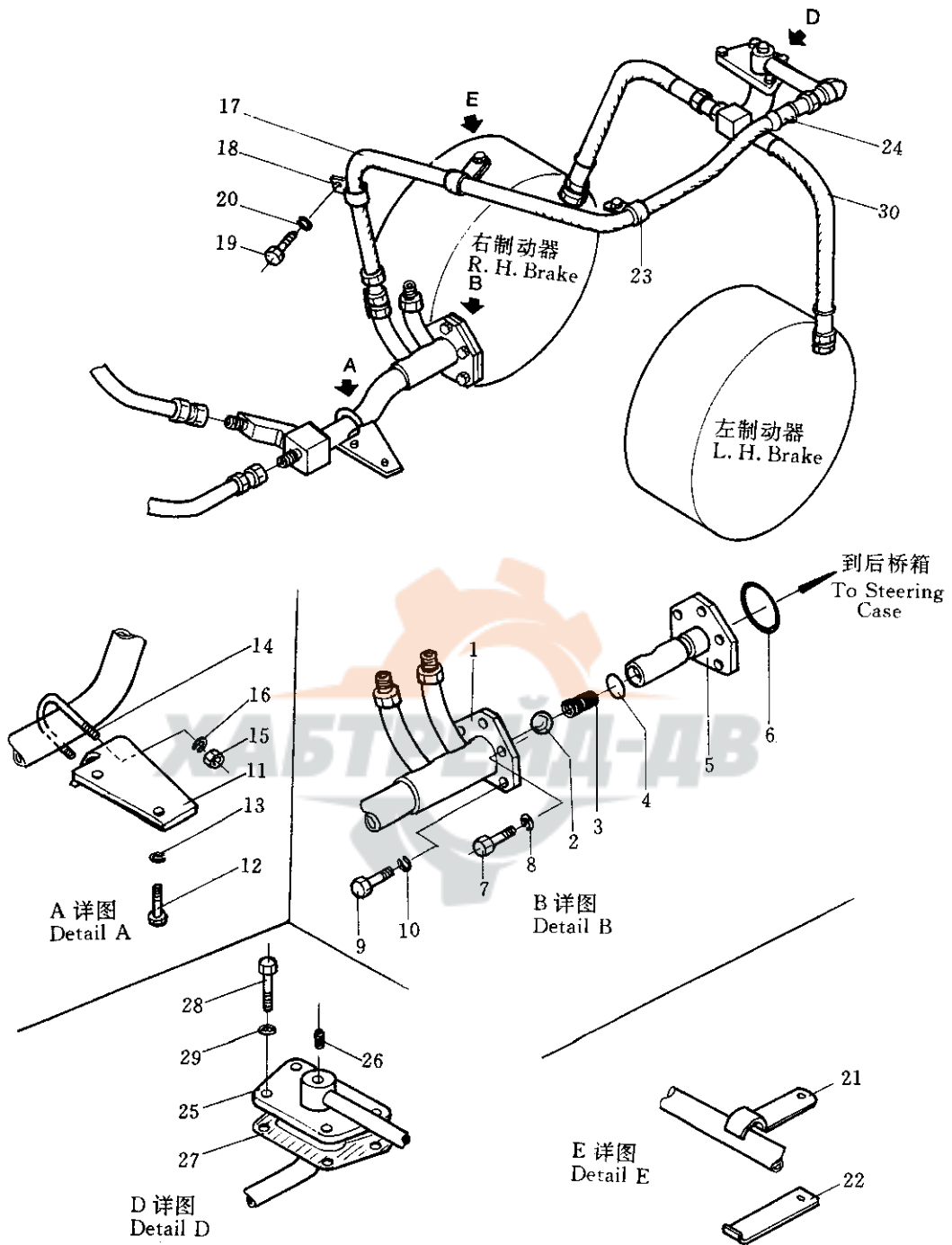


转向管路系统(1/2)  
STEERING PIPING SYSTEM

序号 INDEX NO.	件号 Part No.	名称 Description	数量 Q'ty
29	175-49-C1132	管 tube	1
29A	07042-10108	螺塞 plug	1
30	07102-21011	软管 hose	1
31	24G-74-03000	管 tube	1
32	07042-10108	锥形螺塞 plug, taper	1
33	01010-51060	螺栓 bolt	4
34	01602-21030	弹簧垫圈 washer, spring	4
35	07000-03035	O型圈 O-ring	2
36	24G-74-07000	管 tube	1
36A	07102-20615	软管 hose	1
37	175-49-22212	夹子 clamp	1
38	01010-51020	螺栓 bolt	2
39	01643-31032	垫圈 washer	2
40	175-49-41350	夹子 clamp	1
41	01010-51230	螺栓 bolt	1
42	01602-21236	弹簧垫圈 washer, spring	1
43	24G-74-02000	管 tube	1
46	175-49-22225	管 tube	1
47	01011-51020	螺栓 bolt	2
48	01602-21030	弹簧垫圈 washer, spring	2
49	07000-03028	O型圈 O-ring	1
50	175-49-23550	托架 bracket	1
51	07283-22738	U形管夹 U-clamp	1
52	01643-31032	垫圈 washer	2
53	01599-01011	螺母 nut	2
54	01010-51270	螺栓 bolt	1
55	01643-31232	垫圈 washer	1
56	01010-50820	螺栓 bolt	2
57	01643-30823	垫圈 washer	3
58	01010-50860	螺栓 bolt	1



第 317 图 转向管路系统 (2/2)  
 Fig.316 STEERING PIPING SYSTEM

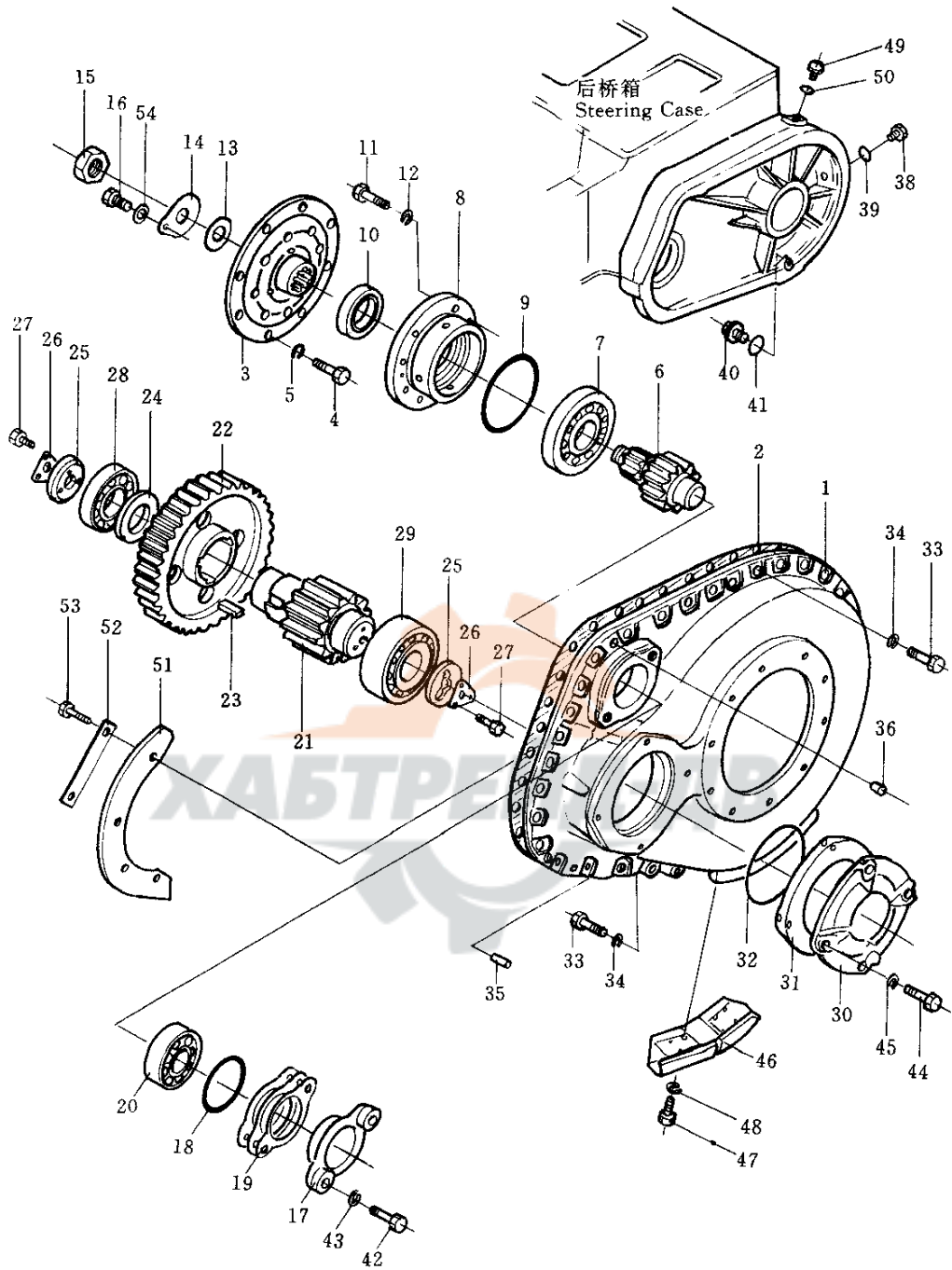


## 转向管路系统(2/2)

## STEERING PIPING SYSTEM

序号 INDEX NO.	件号 Part No.	名称 Description	数量 Q'ty
1	175-49-23221	管 tube	1
2	04260-02540	钢球 ball	1
3	175-49-23230	弹簧 spring	1
4	07000-03028	O型圈 O-ring	1
5	175-49-23211	法兰 flange	1
6	07000-02055	O型圈 O-ring	1
7	01010-50620	螺栓 bolt	3
8	01602-20619	弹簧垫圈 washer, spring	3
9	01010-51035	螺栓 bolt	3
10	01602-21030	弹簧垫圈 washer, spring	3
11	175-49-21510	托架 bracket	1
12	01010-51230	螺栓 bolt	2
13	01643-31232	垫圈 washer	2
14	07283-24346	U型螺栓 U-bolt	1
15	01599-01010	螺母 nut	2
16	01643-31032	垫圈 washer	2
17	07100-20417	软管 hose	1
18	175-49-23340	夹子 clamp	1
19	01010-51020	螺栓 bolt	1
20	01602-21030	弹簧垫圈 washer, spring	1
21	175-49-23350	夹子 clamp	1
22	175-49-23360	夹子 clamp	1
23	08035-02514	线夹 clip	2
24	175-49-23242	夹子 clamp	1
25	175-49-23242	管 tube	1
26	07042-10108	锥形螺塞 plug, taper	1
27	175-49-23281	垫片 gasket	1
28	01010-51230	螺栓 bolt	4
29	01602-21236	弹簧垫圈 washer, spring	4
30	175-49-23380	软管 hose	2

第 318 图 终传动箱  
Fig.318 FINAL DRIVE CASE

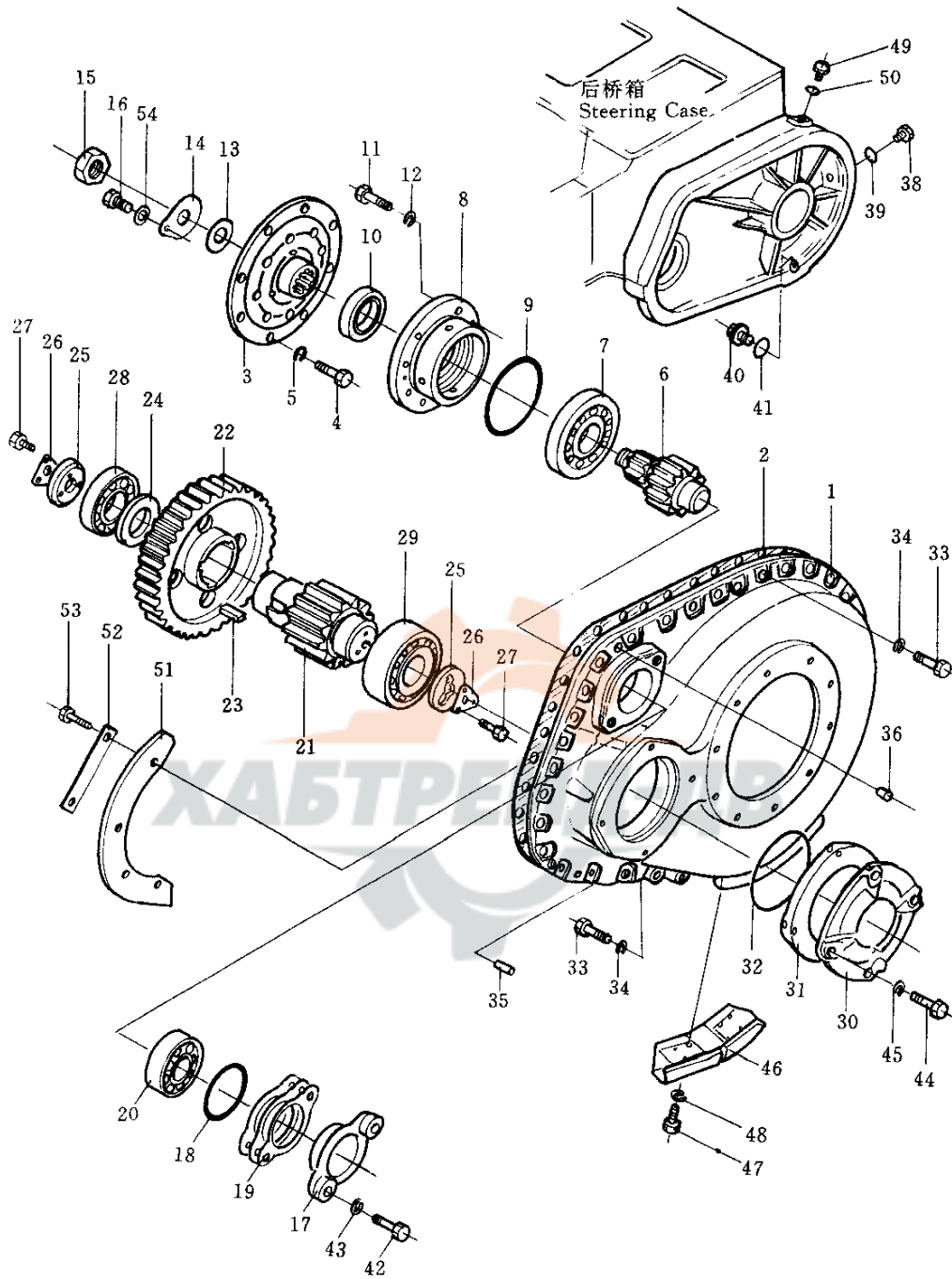


## 终传动箱

## FINAL DRIVE CASE

序号 INDEX NO.	件号 Part No.	名称 Description	数量 Q'ty
1	175-27-31114	左终传动箱 final drive case, L.H	1
	175-27-31124	右终传动箱 final drive case, R.H	1
2	175-27-31132	垫片 gasket	2
3	175-27-31463	法兰盘 flange	2
4	01010-51850	螺栓 bolt	16
5	01602-21854	弹簧垫圈 washer	16
6	175-27-31495	主动齿轮 gear, drive	2
7	170-09-13210	滚柱轴承 bearing, roller	2
8	175-57-31161	轴承座 cage, bearing	2
9	07000-05235	O型圈 O-ring	2
10	07013-10120	油封 seal, oil	2
11	01010-51460	螺栓 bolt	16
12	01602-21648	弹簧垫圈 washer, oil	16
13	170-27-11232	垫圈 washer	2
14	195-27-12620	锁垫 washer, lock	2
15	170-21-12141	螺母 nut	2
16	01010-51225	螺栓 bolt	2
17	175-27-31170	盖 cover	2
18	07000-05150	O型圈 O-ring	2
19	175-27-00051	垫片 0.5mm shim 0.5mm(175-27-31180)	4
		垫片 0.2mm shim 0.2mm(175-27-31190)	2
		垫片 0.1mm shim 0.1mm(175-27-31210)	1
20	170-09-13220	滚柱轴承 bearing, roller	2
21	175-27-31233	小齿轮 gear, small	2
22	175-27-31255	齿轮 gear	2
23	175-27-31260	键 key	6
24	175-27-31270	垫圈 washer	2
25	175-27-31282	支架 bracket	4
26	175-27-32470	锁片 washer, lock	4
27	01010-51230	螺栓 bolt	12
28	170-09-13230	滚柱轴承 bearing, roller	2

第 318 图 终传动箱  
Fig.318 FINAL DRIVE CASE

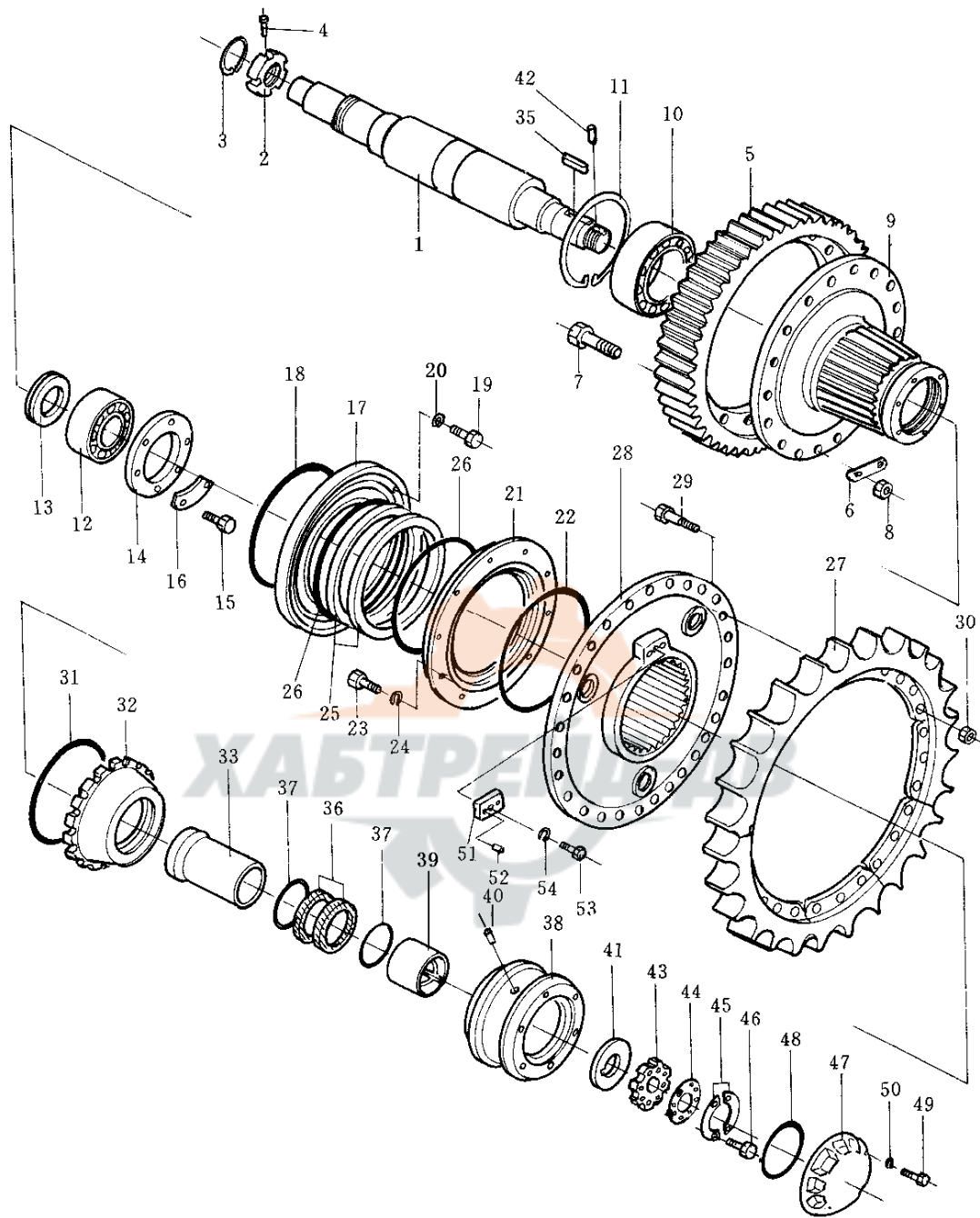


## 终传动箱

## FINAL DRIVE CASE

序号 INDEX NO.	件号 Part No.	名称 Description	数量 Q'ty
29	170-09-13240	滚柱轴承 bearing, roller	2
30	175-27-31291	盖 cover	2
31	175-27-00061	调整垫总成 shim ass'y	2
	☆	垫片 0.1mm shim 0.1mm(175-27-31310)	1
	☆	垫片 1.2mm shim 1.2mm(175-27-31320)	2
	☆	垫片 0.5mm shim 0.5mm(175-27-31330)	4
32	07000-05260	O 型圈 O-ring	2
33	01010-52055	螺栓 bolt	72
34	01602-22060	弹簧垫圈 washer, spring	72
35	04020-01842	销 pin	4
36	07049-02025	锥销 pin, taper	4
38	07040-13618	螺塞 plug	2
39	07002-03634	O 型圈 O-ring	2
40	07044-13620	螺栓 bolt	2
41	07002-03634	O 型圈 O-ring	2
42	01010-52050	螺栓 bolt	4
43	01602-22060	弹簧垫圈 washer, spring	4
44	01010-51640	螺栓 bolt	8
45	01602-21648	弹簧垫圈 washer, spring	8
46	175-27-32611	左护板 guard, L.H	1
	175-27-32641	右护板 guard, R.H	1
47	01010-52455	螺栓 bolt	16
48	01602-22472	弹簧垫圈 washer, spring	16
49	07040-13618	螺塞 plug	2
50	07002-03634	O 型圈 O-ring	2
51	175-27-31530	板 plate	2
52	175-27-31540	锁片 plate, lock	4
53	01010-51230	螺栓 bolt	8
54	01602-21236	垫圈 washer	2

第 319 图 终传动齿轮轴和链轮  
Fig.319 FINAL DRIVE GEAR SHAFT AND SPROCKET



## 终传动齿轮轴和链轮

### FINAL DRIVE GEAR SHAFT AND SPROCKET

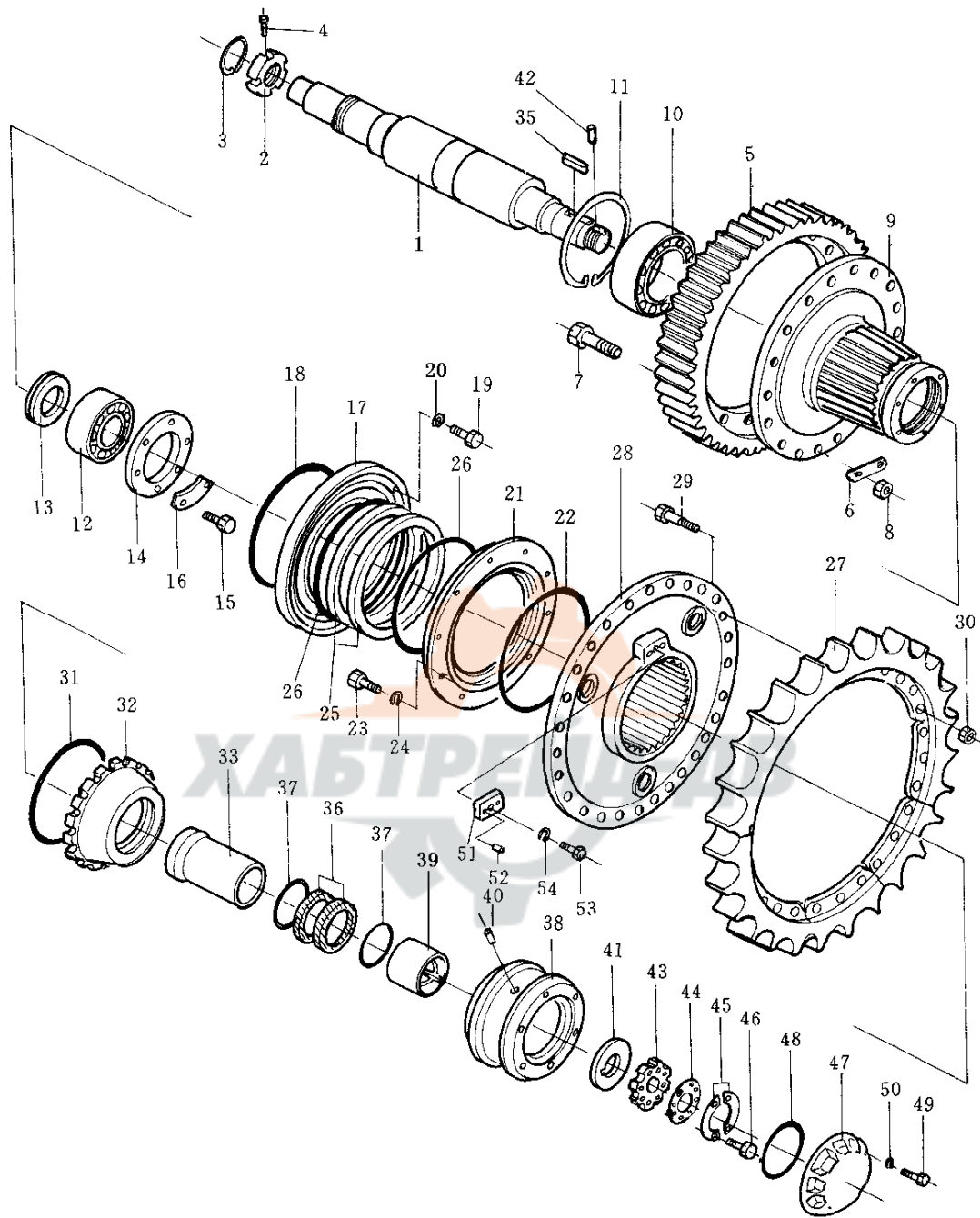
序号 INDEX NO.	件号 Part No.	名称 Description	数量 Q'ty
1	170-27-31343	半轴 shaft, sprocket	2
2	170-27-12472	螺母 nut	2
3	170-27-12480	环 ring	2
4	170-27-12480	销 pin	2
5	175-27-31362	齿圈 gear, ring	2
6	175-27-31370	锁片 plate, lock	18
7	175-27-12181	螺栓 bolt	36
8	01582-02419	螺母 nut	36
9	175-27-31384	齿轮毂 hub, gear	2
10	06030-23134	轴承 bearing	2
11	04071-00280	挡圈 ring, snap	2
12	170-09-13250	轴承 bearing	2
13	175-27-22131	垫环 spacer	2
14	175-27-22140	法兰盘 flange	2
15	01010-51440	螺栓 bolt	12
16	170-27-12210	锁垫 spacer, lock	6
17	154-27-12152	盖 cover	2
18	07000-05410	O型圈 O-ring	2
19	01010-51230	螺栓 bolt	20
20	01602-21236	弹簧垫圈 washer, spring	20
21	154-27-12162	盖 cover	2
22	07000-05410	O型圈 O-ring	2
23	01010-51230	螺栓 bolt	20
24	01602-21236	弹簧垫圈 washer, spring	20
	170-27-00021	浮动油封总成 floating seal ass'y	2
25	170-27-12513	浮动油封 floating seal	2
26	170-27-12520	O型圈 O-ring	2
27	175-27-22325	齿块 teeth, sprocket	18
28	175-27-31394	链轮毂 hub, sprocket	2
29	178-27-11150	螺栓 bolt	54
30	01803-12430	螺母 nut	54



第 319 图

终传动齿轮轴和链轮

Fig.319 FINAL DRIVE GEAR SHAFT AND SPROCKET



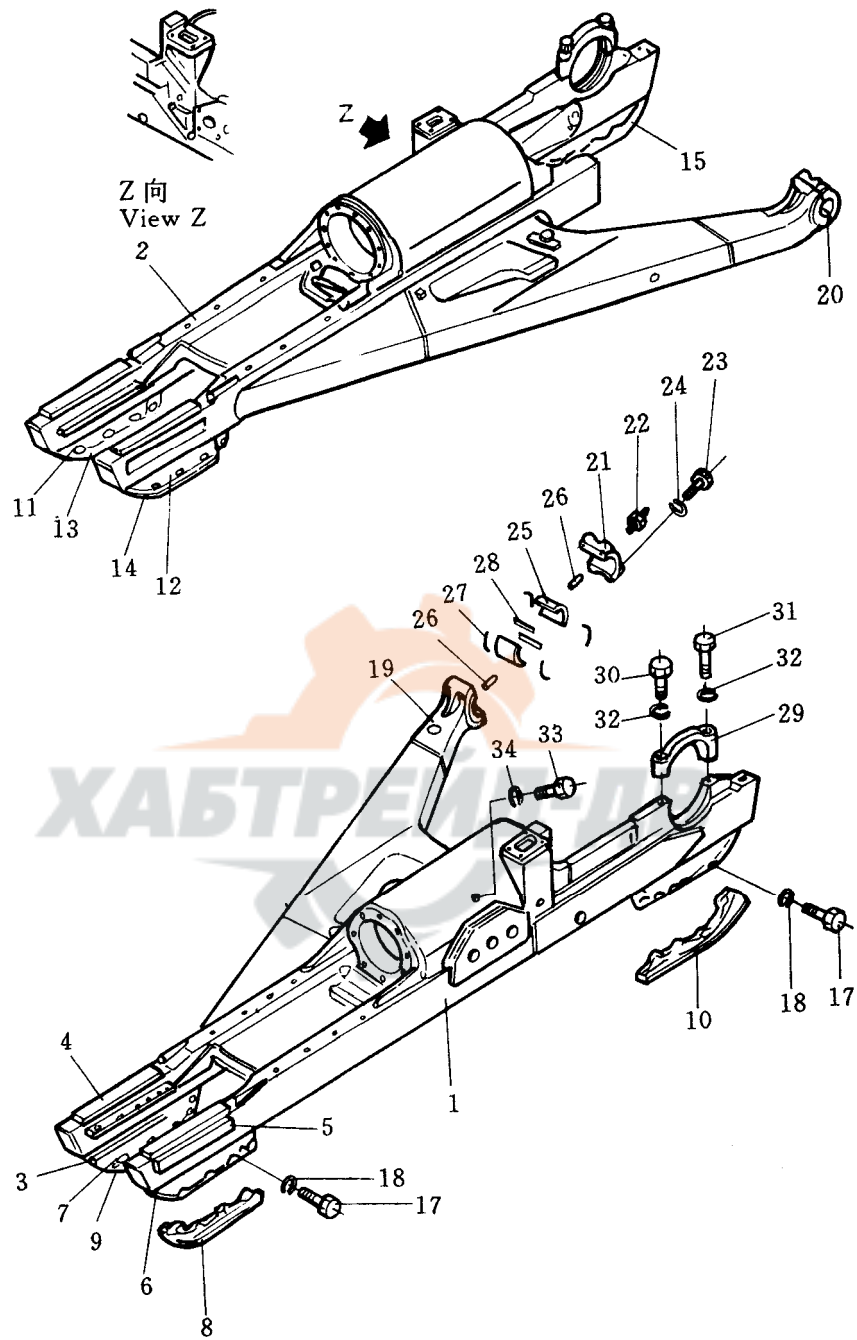
终传动齿轮轴和链轮  
FINAL DRIVE GEAR SHAFT AND SPROCKET

序号 INDEX NO.	件号 Part No.	名称 Description	数量 Q'ty
31	07000-05315	O 型圈 O-ring	2
32	175-27-22150	螺母 nut	2
33	175-27-31411	隔套 collar	2
35	04000-01580	键 key	2
	175-27-00120	浮封总成 floating seal ass'y	2
36	175-27-32711	浮动油封 floating seal	2
37	100-27-11330	O 型圈 O-ring	2
38	175-27-31510	支座 seat, support	2
39	175-27-31441	轴套 bushing	2
40	04020-01638	销 pin	2
41	175-27-22255	垫圈 washer	2
42	175-27-32510	定位销 pin, dowel	2
43	175-27-22272	螺母 nut	2
44	175-27-31550	锁片 plate, lock	2
45	175-27-31560	锁片 plate, lock	2
46	01010-51225	螺栓 bolt	4
47	175-27-22242	盖 cover	2
48	07000-05185	O 型圈 O-ring	2
49	01010-51645	螺栓 bolt	12
50	01602-21648	弹簧垫圈 washer, spring	12
51	175-27-31480	锁挡 stopper, lock	2
52	170-27-12250	定位销 pin, dowel	4
53	01252-41635	螺栓 bolt	2
54	01602-21648	弹簧垫圈 washer, spring	2

履帶裝置  
TRACK EQUIPMENT



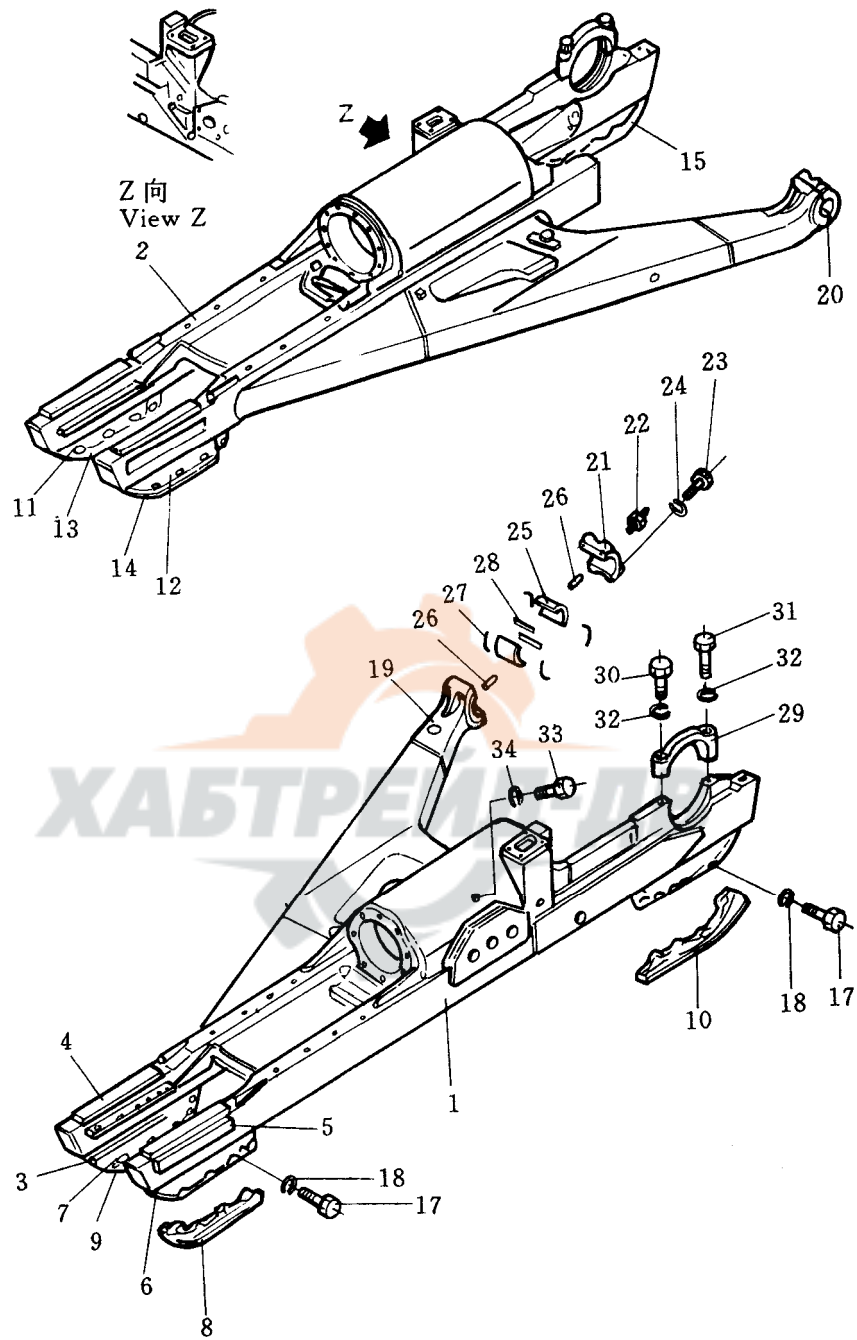
第 401 图 台车架  
Fig.401 TRACK FRAME



台车架  
TRACK FRAME

序号 INDEX NO.	件号 Part No.	名称 Description	数量 Q'ty
	175-30-30004	台车总成 track frame ass'y	1
1	175-30-31115	左台车架 track frame L.H	1
2	175-30-31218	右台车架 track frame R.H	1
3	175-30-11272	板(焊接) plate (welded)	4
4	175-30-21333	板(焊接) plate (welded)	4
5	175-30-21342	板(焊接) plate (welded)	4
6	175-30-21353	防护装置(焊接)guard(welded)	1
7	175-30-21363	防护装置(焊接)guard(welded)	2
8	178-30-12161	护板 plate	1
9	178-30-12171	护板 plate	1
10	178-30-12140	左板 plate	1
11	175-30-21363	防护装置(焊接)guard(welded)	1
12	175-30-21353	防护装置(焊接)guard(welded)	2
13	178-30-12171	护板 plate	1
14	178-30-12161	护板 plate	1
15	178-30-12150	右板 plate	1
17	01010-52045	螺栓 bolt	24
18	01643-32060	垫圈 washer	24
19	175-30-31142	左支撑前段(焊接) head, brace, L.H (welded)	1
20	175-30-31242	右支撑前段(焊接) head, brace, R.H (welded)	1
21	154-30-11612	轴承盖 cap	2
22	07020-01018	油杯 fitting, grease	2
23	01011-52400	螺栓 bolt	8
24	01602-22472	弹簧垫圈 washer, spring	8
25	154-30-11810	轴瓦 bushing	4
26	04020-01024	定位销 pin, dowel	4
27	154-30-11821	密封圈 packing	8
28	154-30-11831	衬垫 packing	4
29	175-30-31530	轴承盖(左面) cap, support, L.H	1
	175-30-31540	轴承盖(右面) cap, support, R.H	1

第 401 图 台车架  
Fig.401 TRACK FRAME

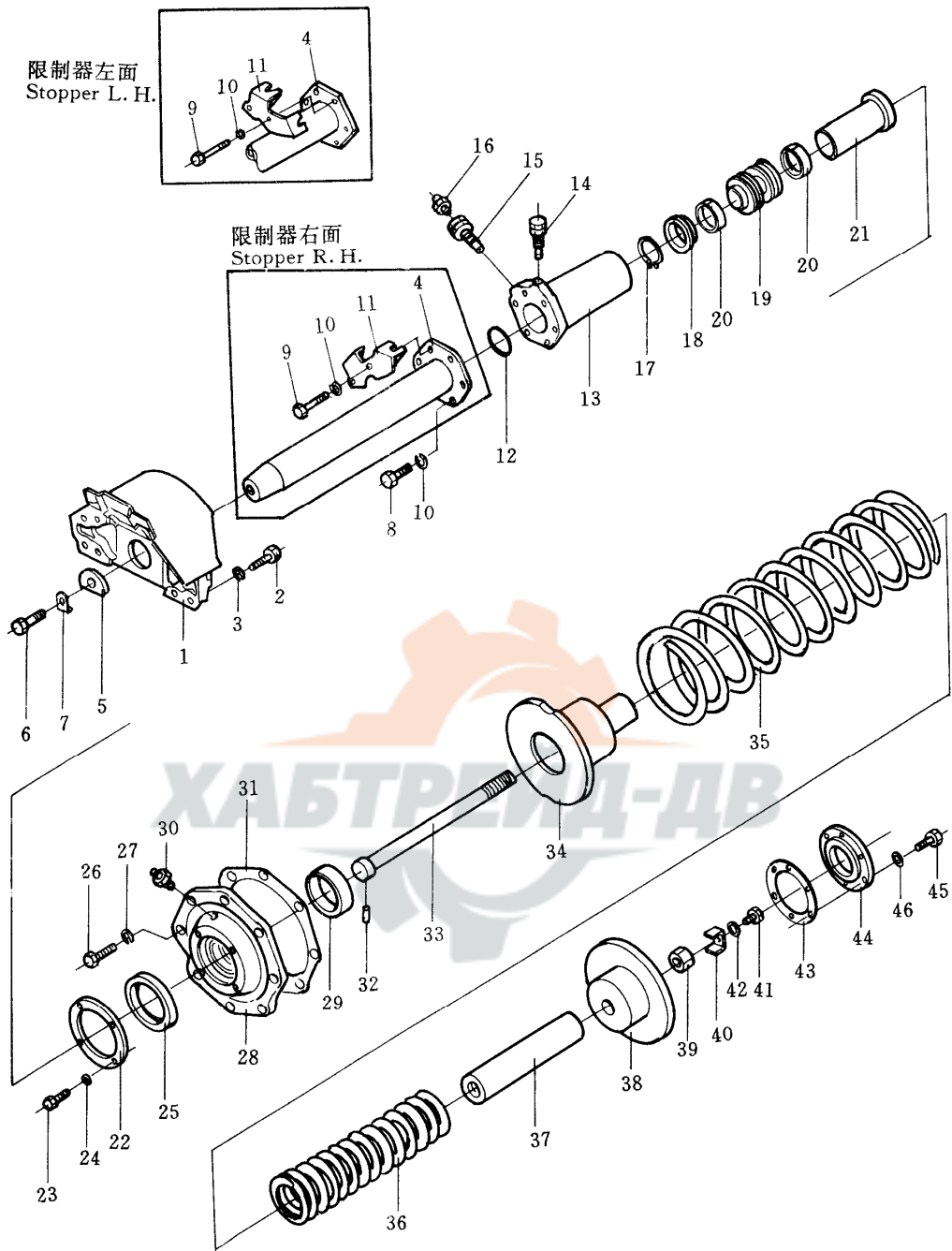


台车架  
TRACK FRAME

序号 INDEX NO.	件 号 Part No.	名 称 Description	数量 Q'ty
30	01051-53040	螺栓 bolt	2
31	01051-53090	螺栓 bolt	2
32	01602-23075	弹簧垫圈 washer, spring	4
33	07040-13016	螺塞 plug	2
34	07002-03034	O 型圈 O-ring	2



第 402 图 涨紧弹簧  
Fig.402 RECOIL SPRING



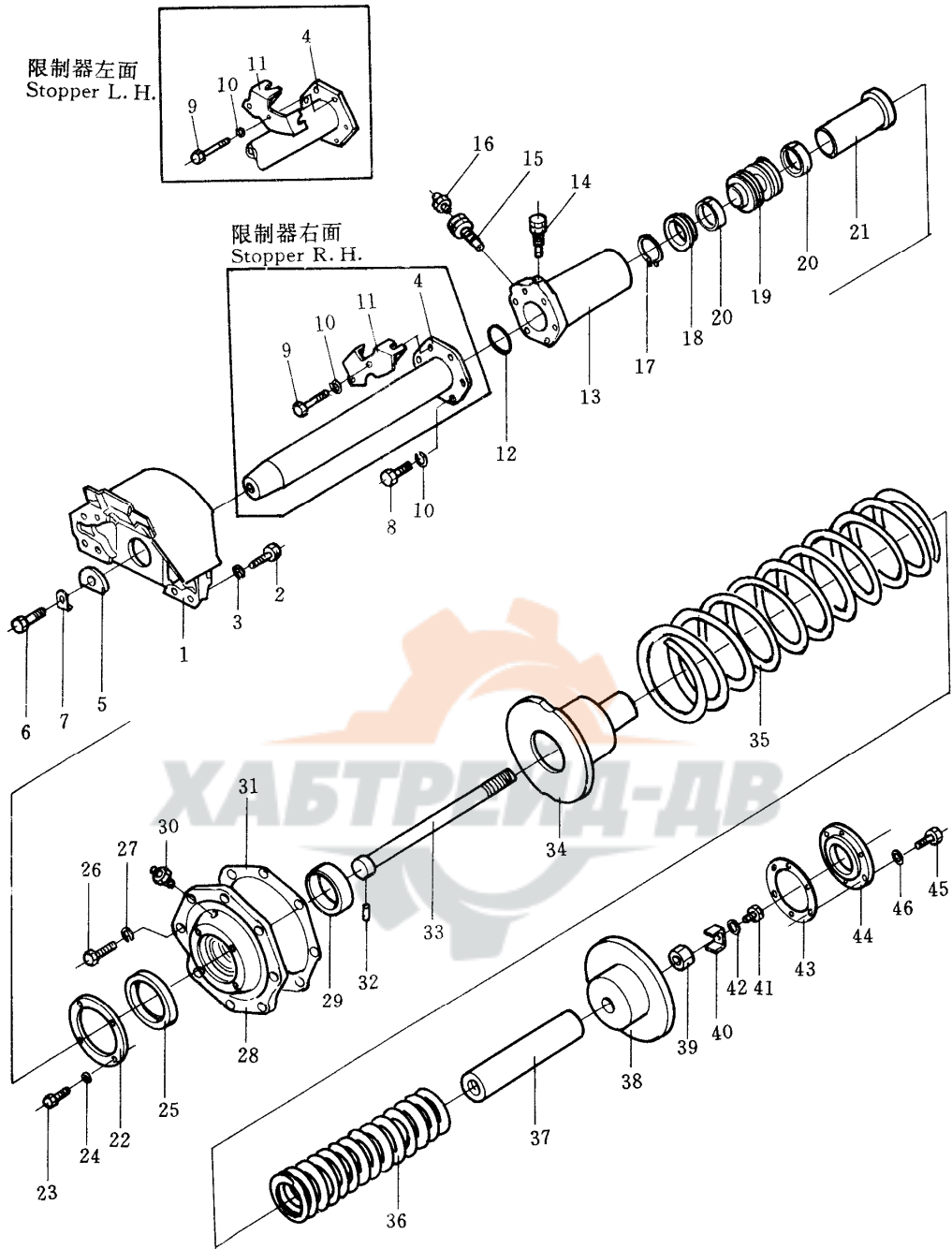


## 涨紧弹簧

### RECOIL SPRING

序号 INDEX NO.	件号 Part No.	名称 Description	数量 Q'ty
1	176-30-44110	座罩 yoke, idler	2
2	01010-52095	螺栓 bolt	16
3	01602-22060	弹簧垫圈 washer, spring	16
4	175-30-34210	轴 shaft	2
5	195-30-14151	垫圈 washer	2
6	01010-52460	螺栓 bolt	2
7	195-30-14160	止动垫 stopper	2
8	01010-51650	螺栓 bolt	8
9	01010-51655	螺栓 bolt	4
10	01602-21648	弹簧垫圈 washer, spring	12
11	175-30-34161	罩 cover	2
12	07000-15090	O 型圈 O-ring	2
13	175-30-24222	油缸 cylinder	2
14	198-30-14420	油塞 plug	2
15	195-30-13191	注油器 lubricator	2
16	07020-01018	油杯 fitting, grease	2
17	04064-07025	卡环 ring, snap	2
18	175-30-24242	密封环 packing	2
19	170-30-14211	活塞 piston	2
20	170-30-14230	活塞环 ring, piston	4
21	175-30-24361	限位管 collar	2
22	175-30-24270	垫 gasket	2
23	01010-51225	螺栓 bolt	8
24	01602-21236	弹簧垫圈 washer, spring	8
25	07019-00130	防尘油封 seal, dust	2
26	01010-52460	螺栓 bolt	16
27	01602-22472	弹簧垫圈 washer, spring	16
28	175-30-34252	盖 cover	2
29	170-30-14221	衬套 bushing	2
30	07021-01060	油杯 fitting, grease	2

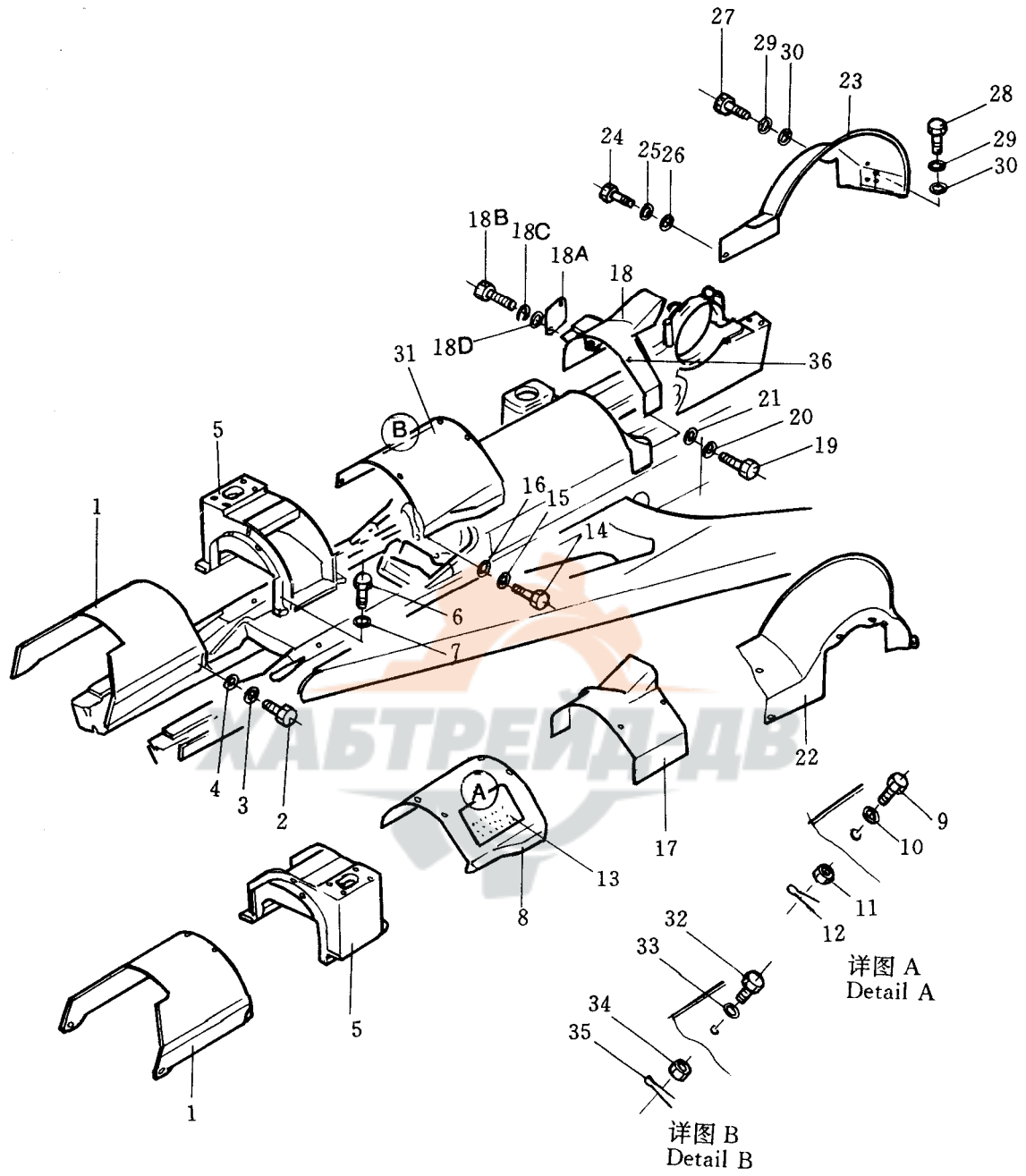
第 402 图 涨紧弹簧  
Fig.402 RECOIL SPRING



涨紧弹簧  
RECOIL SPRING

序号 INDEX NO.	件号 Part No.	名称 Description	数量 Q'ty
31	175-30-34260	垫圈 washer	2
32	04020-01024	定位销 pin, dowel	2
33	175-30-34312	螺栓 bolt	2
34	175-30-34140	导向座 pilot	2
35	175-30-34180	弹簧 spring	2
36	175-30-34190	弹簧 spring	2
37	175-30-34320	套筒 sleeve	2
38	175-30-34150	导向座 pilot	2
39	170-30-14351	螺母 nut	2
40	170-30-34290	止动垫 stopper	2
41	01010-51020	螺栓 bolt	2
42	01602-21030	弹簧垫圈 washer, spring	2
43	170-30-14341	垫片 gasket	2
44	175-30-34331	盖 cover	2
45	01010-51235	螺栓 bolt	12
46	01602-21236	弹簧垫圈 washer, spring	12

第 403 图 台车架盖  
 Fig.403 TRACK FRAME COVER

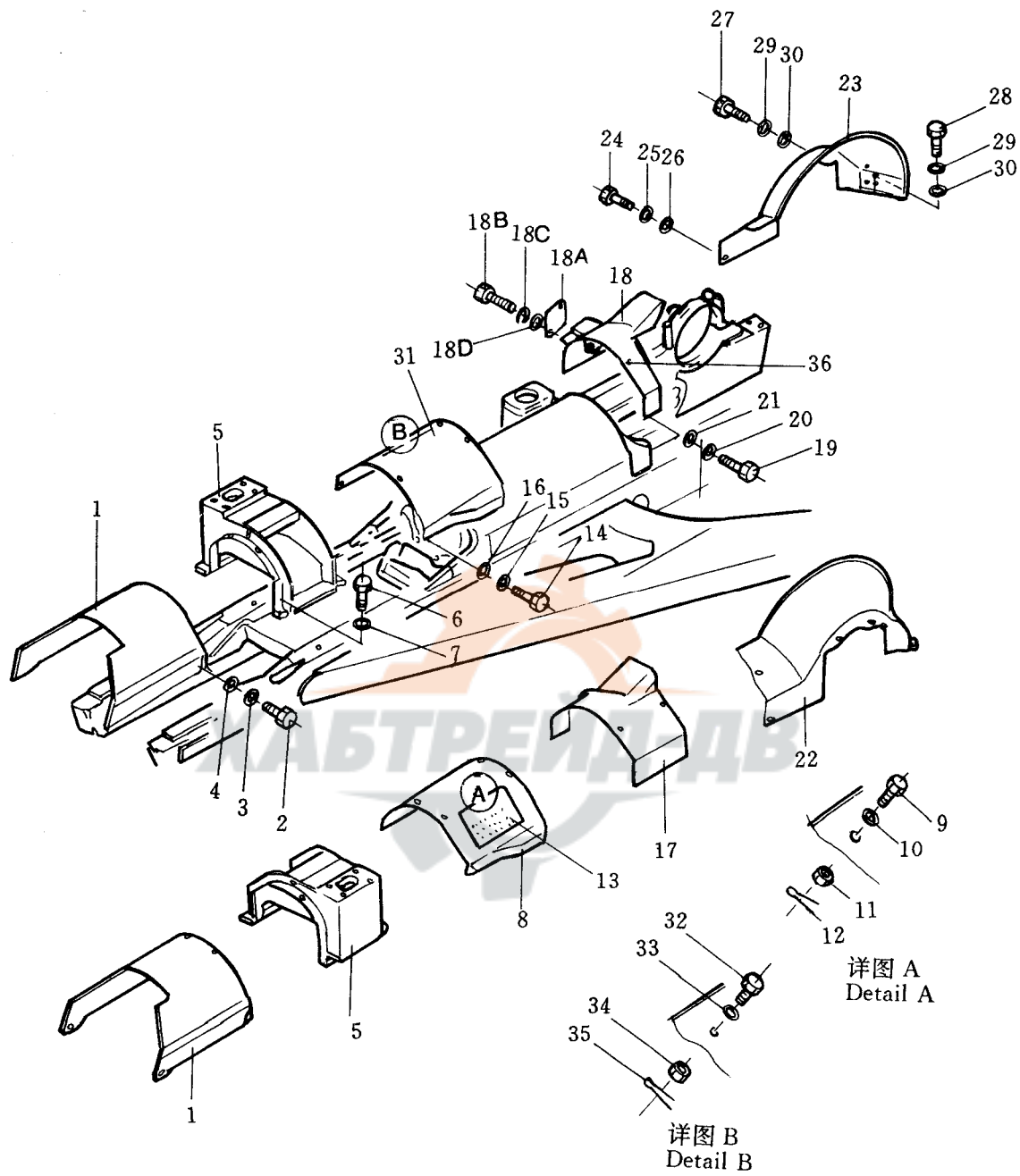


## 台车架盖

## TRACK FRAME COVER

序号 INDEX NO.	件号 Part No.	名称 Description	数量 Q'ty
1	175-30-37154	罩 cover	2
2	01010-51430	螺栓 bolt	12
3	01062-21442	弹簧垫圈 washer, spring	12
4	01643-31445	垫圈 washer	12
5	175-30-37113	支架 bracket	2
6	01010-52080	螺栓 bolt	8
7	01602-22060	弹簧垫圈 washer, spring	8
	175-30-37103	罩壳总成(左) cover ass'y, L.H	1
8	☆	左罩壳 cover, L.H (175-30-37220)	1
9	195-09-18140	螺栓 bolt	1
10	01642-21216	垫圈 washer	1
11	01590-11215	螺母 nut	1
12	04050-13025	开口销 pin, cotter	1
13	(09657-01125)	履带调整指示牌 plate caution, track adjusting	2
14	01010-51430	螺栓 bolt	16
15	01602-21442	弹簧垫圈 washer, spring	16
16	01643-31445	垫圈 washer	16
17	175-30-37170	左罩 cover, L.H	1
18	175-30-37186	右罩 cover, R.H	1
18A	175-30-37212	板 plate	1
18B	01010-51445	螺栓 bolt	2
18C	01602-21442	弹簧垫圈 washer, spring	2
18D	01643-31445	垫圈 washer	2
19	01010-51440	螺栓 bolt	6
20	01602-21442	弹簧垫圈 washer, spring	6
21	01643-31445	垫圈 washer	6
22	175-30-27143	罩(左面) cover, L.H	1
23	175-30-27133	罩(右面) cover, R.H	1
24	01010-51440	螺栓 bolt	4
25	01602-21442	弹簧垫圈 washer, spring	4

第 403 图 台车架盖  
 Fig.403 TRACK FRAME COVER

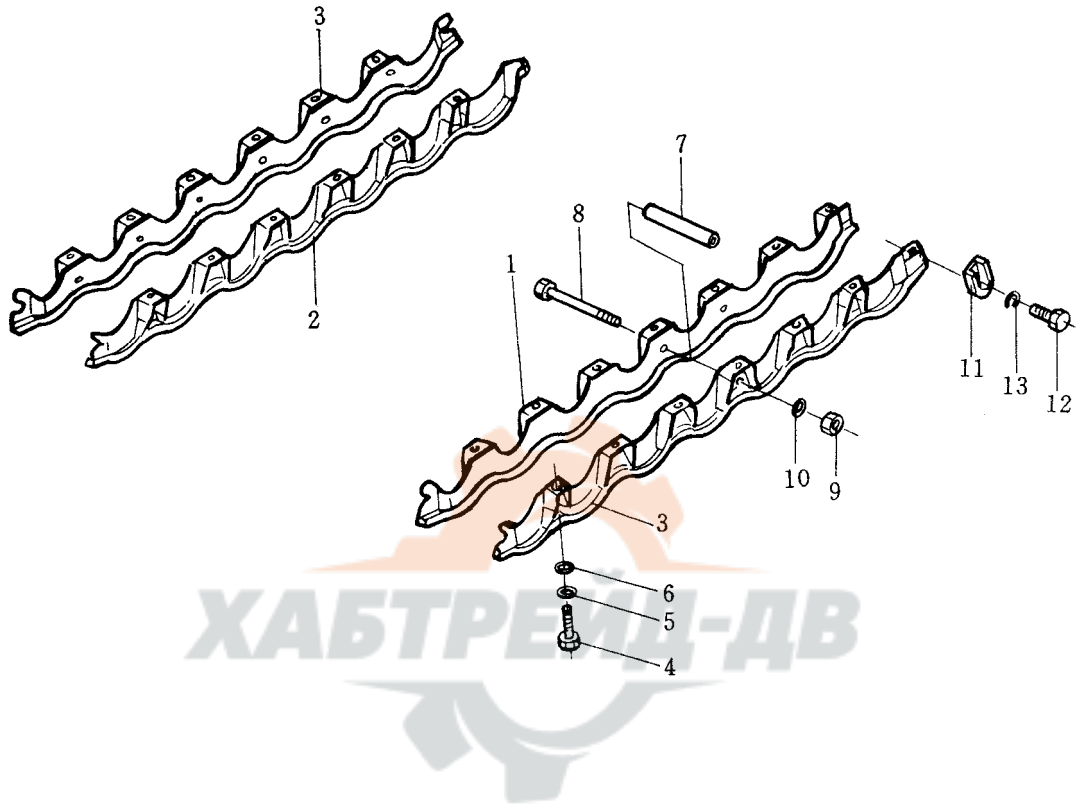


台车架盖  
TRACK FRAME COVER

序号 INDEX NO.	件号 Part No.	名称 Description	数量 Q'ty
26	01643-31445	垫圈 washer	4
27	01010-51635	螺栓 bolt	4
28	01010-51650	螺栓 bolt	4
29	01602-21648	弹簧垫圈 washer, spring	8
30	01643-31645	垫圈 washer,	8
	175-30-37200	罩壳总成(右) cover ass'y, R.H	1
31	☆	右罩壳 cover (175-30-37230)	1
32	195-09-18140	螺栓 bolt	1
33	01642-21216	垫圈 washer	1
34	01590-11215	螺母 nut	1
35	04050-13025	开口销 pin, cotter	1
36	07049-01418	防尘木塞 plug, wood taper	2



第 404 图 支重轮防护装置  
Fig.404 TRACK ROLLER GUARD



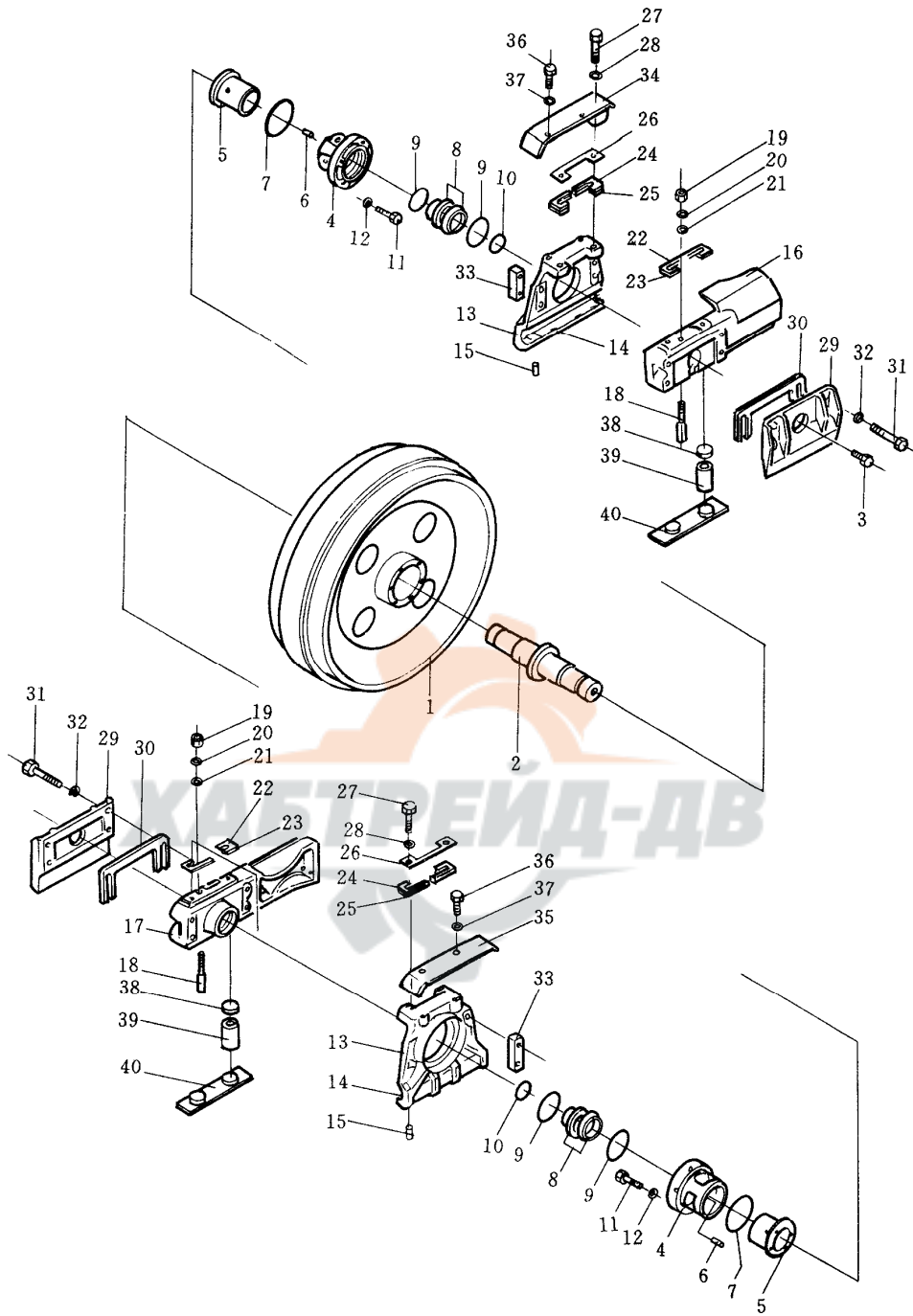


## 支重轮防护装置

## TRACK ROLLER GUARD

序号 INDEX NO.	件号 Part No.	名称 Description	数量 Q'ty
1	175-30-32175	护板(内侧)(左面) guard, track, inner, L.H	1
2	175-30-32185	护板(内侧)(右面) guard, track, inner, R.H	1
3	175-30-32195	护板(外侧) guard, track, outer	2
4	01010-52490	螺栓 bolt	24
5	01602-22472	弹簧垫圈 washer, spring	24
6	01643-32460	垫圈 washer	24
7	175-30-32151	衬套 spacer	12
8	175-30-32162	螺栓 bolt	12
9	01580-12419	螺母 nut	12
10	01602-22472	弹簧垫圈 washer, spring	12
11	170-30-12162	挡板 retainer	6
12	01010-52050	螺栓 bolt	12
13	01602-22060	弹簧垫圈 washer, spring	12

第 405 图 引导轮  
Fig.405 FRONT IDLER

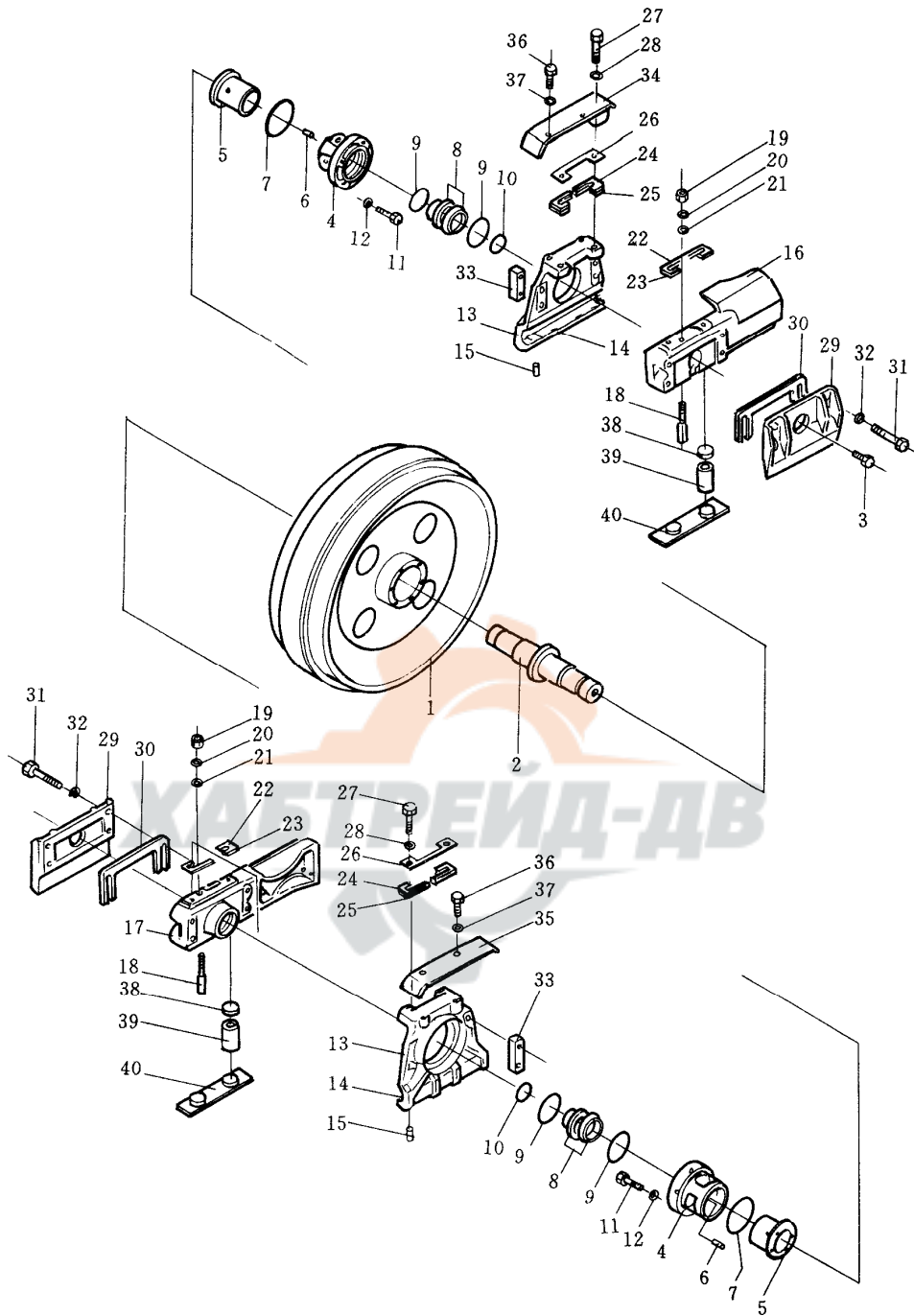


## 引导轮

### FRONT IDLER

序号 INDEX NO.	件号 Part No.	名称 Description	数量 Q'ty
	175-30-00572	引导轮总成 front idler ass'y	2
1	175-30-23114	引导轮 idler, front	1
2	175-30-23121	轴 shaft	1
3	07052-21624	螺塞 plug	1
	175-30-36108	套筒 bushing, outer	2
4	175-30-36168	衬套 bushing	1
5	175-30-36172	套筒 bushing	1
6	170-30-91130	定位销 pin, dowel	2
7	07000-02130	O型圈 O-ring	2
	175-30-00701	浮动油封总成 floating seal ass'y	2
8	175-30-36273	密封圈 ring, seal	2
9	175-30-16215	O型圈 O-ring	2
10	07000-03068	O型圈 O-ring	2
11	01010-51235	螺栓 bolt	12
12	01602-21236	弹簧垫圈 washer, spring	12
	175-30-33272	导轮支架 guide	2
13	175-30-33282	导轮支架 guide	1
14	170-30-13343	板 plate	1
15	04022-01226	圆柱销 pin	2
16	176-30-43111	支撑(左面) support, L.H	1
17	176-30-43121	支撑(右面) support, R.H	1
18	175-30-23172	螺栓 bolt	2
19	175-30-23180	螺母 nut	2
20	01602-21648	弹簧垫圈 washer, spring	2
21	01640-21626	垫圈 washer	2
22	175-30-33440	垫片 1.0mm shim, 1.0mm	8
23	175-30-33450	垫片 2.0mm shim, 2.0mm	4
24	175-30-33440	垫片 1.0mm shim, 1.0mm	16
25	175-30-33450	垫片 2.0mm shim, 2.0mm	8
26	175-30-33460	板 plate	2
27	175-30-33492	螺栓 bolt	4
28	01602-22060	弹簧垫圈 washer, spring	4

第 405 图 引导轮  
Fig.405 FRONT IDLER

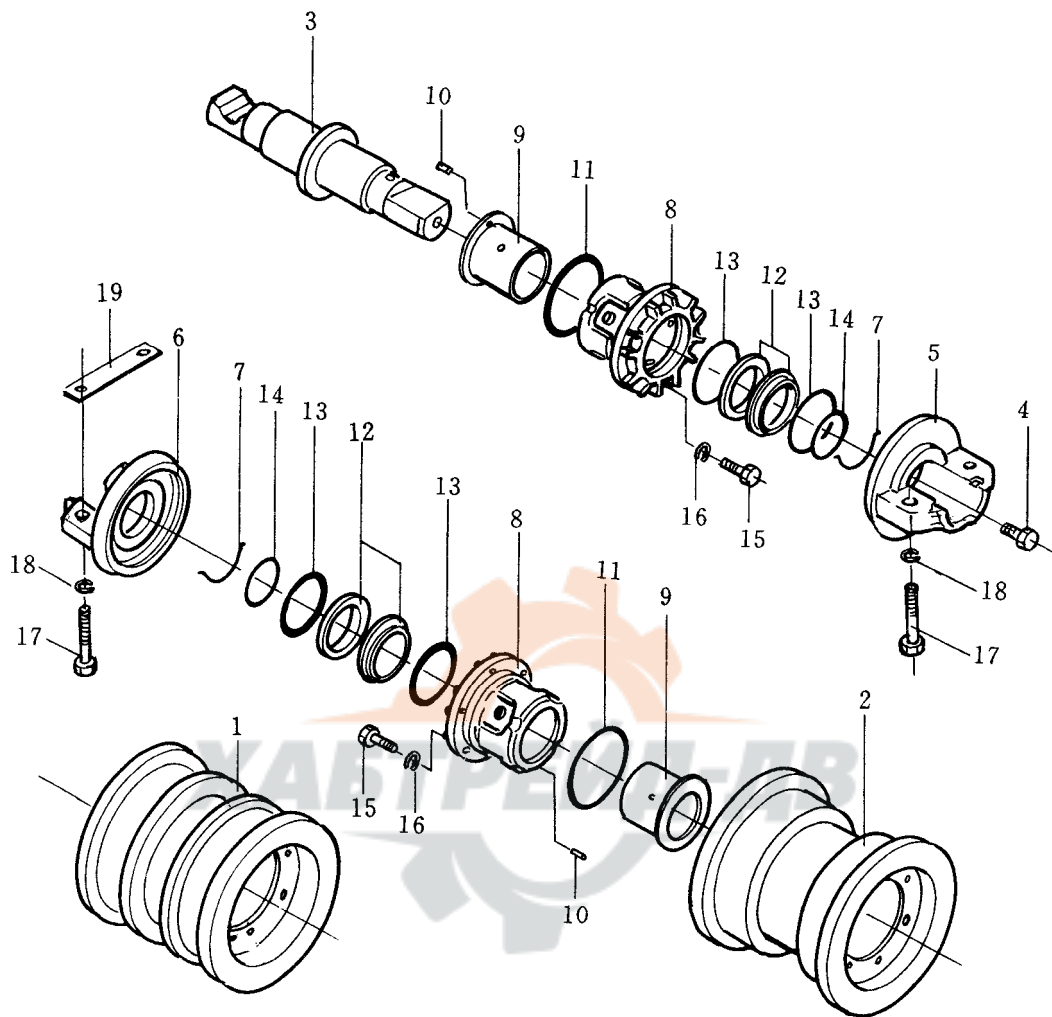


引导轮  
FRONT IDLER

序号 INDEX NO.	件号 Part No.	名称 Description	数量 Q'ty
29	175-30-33214	侧板 plate, guide	2
30	170-30-13234	垫片 1.0mm shim, 1.0mm	18
	175-30-33420	垫片 2.0mm shim, 2.0mm	2
31	01011-52260	螺栓 bolt	8
32	01602-22268	弹簧垫圈 washer, spring	8
33	175-30-33430	垫片 gasket	4
34	175-30-33471	罩(左面) cover, L.H	1
35	175-30-33481	罩(右面) cover, R.H	1
36	01010-51635	螺栓 bolt	4
37	01602-21648	弹簧垫圈 washer, spring	4
38	195-30-17960	挡板 plate, stopped	4
39	155-30-13230	橡胶弹簧 spring, rubber	4
40	175-30-24131	导板铆合件 plate, seat	2



第 406 图 支重轮  
Fig.406 TRACK ROLLER

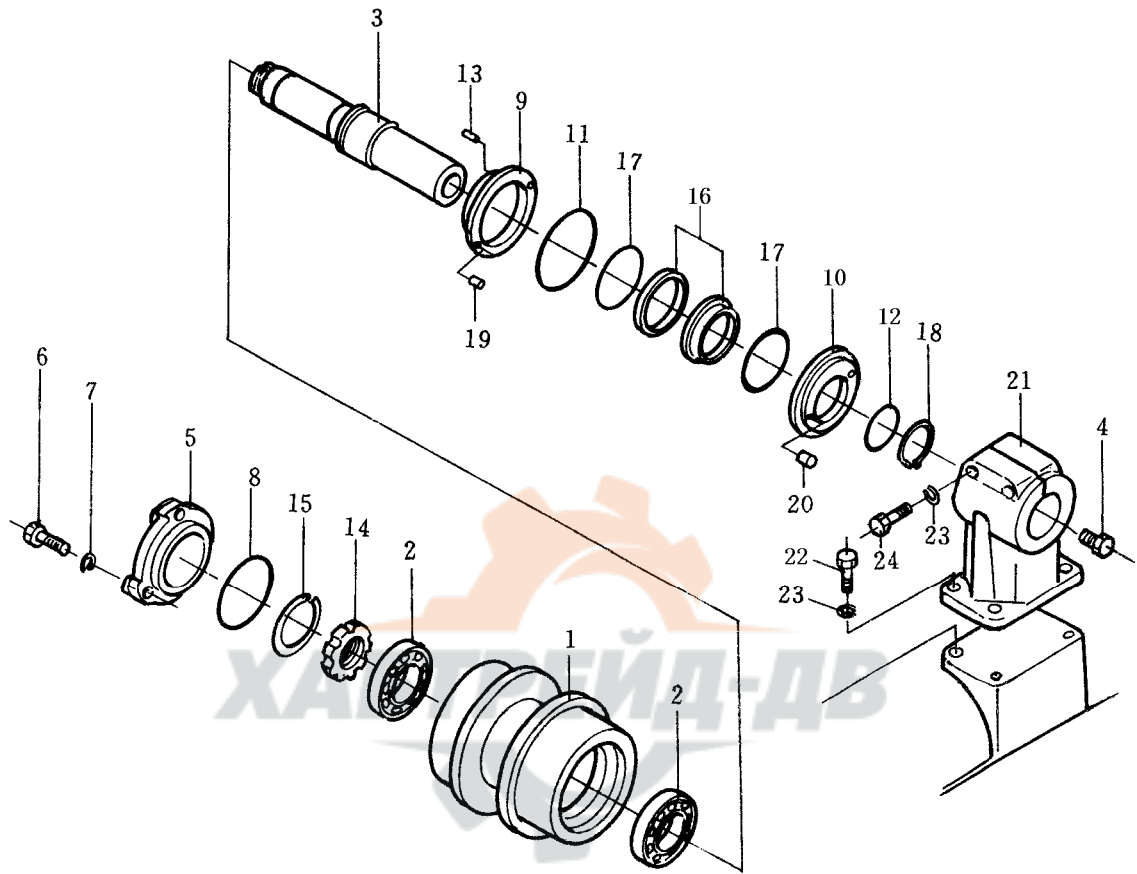


## 支重轮

## TRACK ROLLER

序号 INDEX NO.	件号 Part No.	名称 Description	数量 Q'ty
	175-30-00486	单边支重轮总成 single flange track roller ass'y	4
	175-30-00496	双边支重轮总成 double flange track roller ass'y	10
1	178-30-16123	双边支重轮 double flange track roller	1
2	178-30-16113	单边支重轮 single flange track roller	1
3	175-30-36130	支重轮轴 shaft, track roller	1
4	07052-21624	螺塞 plug	1
5	175-30-36210	支重轮盖 collar	1
6	175-30-36220	支重轮盖 collar	1
7	175-30-26230	挡环 ring, stopped	2
	175-30-36108	轴套合件 bushing ass'y	2
8	175-30-36168	衬套 bushing	1
9	175-30-36172	套筒 bushing	1
10	170-30-91130	定位销 pin, dowel	2
11	07000-02130	O型圈 O-ring	2
	175-30-00701	浮动油封总成 floating seal ass'y	2
12	175-30-36273	浮封 seal, oil	2
13	175-30-16215	O型圈 O-ring	2
14	07000-03068	O型圈 O-ring	2
15	01010-51235	螺栓 bolt	12
16	01602-21236	弹簧垫圈 washer, spring	12
17	01011-62415	螺栓 bolt	4
18	01602-22472	弹簧垫圈 washer, spring	4
19	175-30-26241	板 plate	1

第 407 图 托 轮  
Fig.407 CARRIER ROLLER





## 托 轮

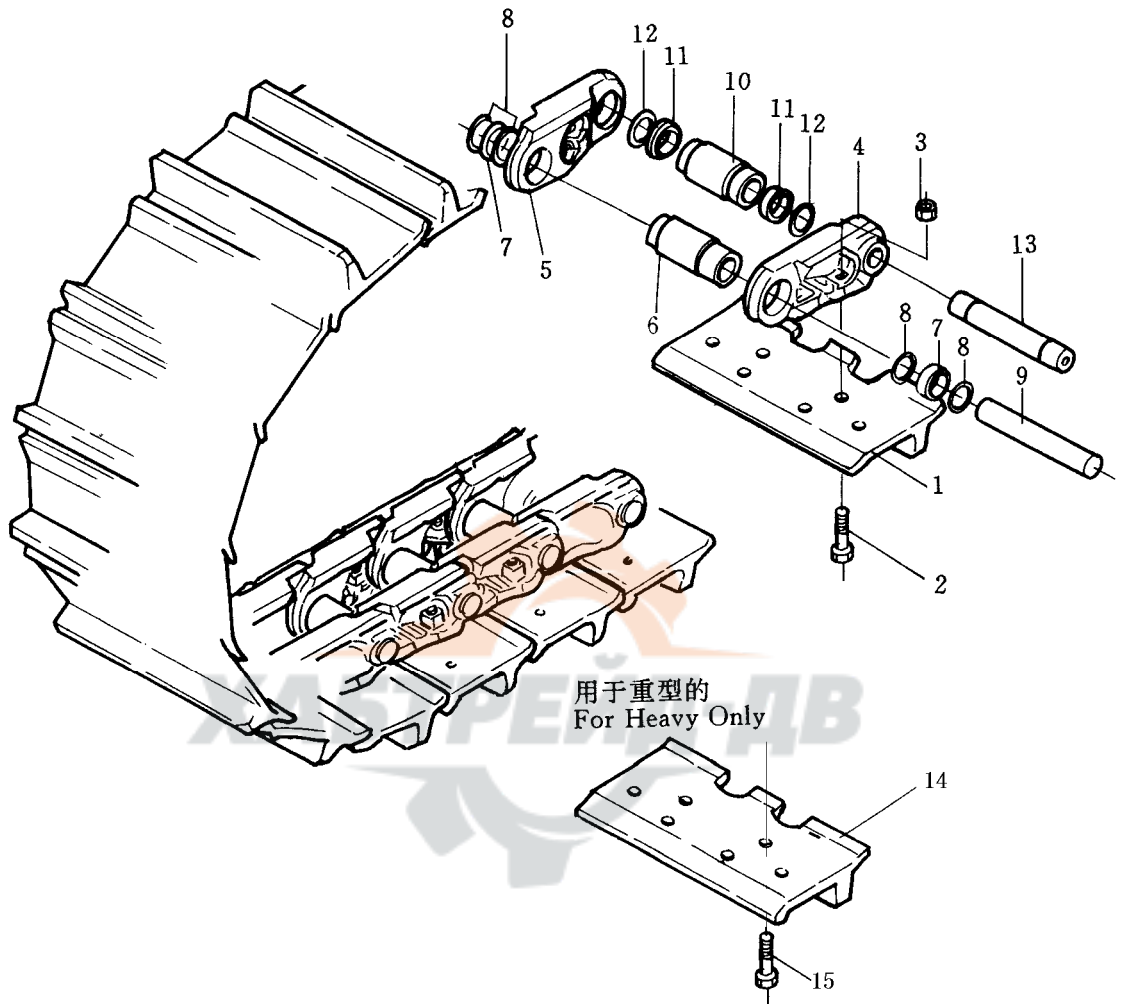
## CARRIER ROLLER

序号 INDEX NO.	件 号 Part No.	名 称 Description	数量 Q'ty
	175-30-00513	托轮总成 carrier roller ass'y	4
1	170-30-45110	托轮 roller, carrier	1
2	06000-30212	轴承 bearing	2
3	175-30-25130	托轮轴 shaft, carrier roller	1
4	07052-21624	螺塞 plug	1
5	175-30-45130	盖 cover	1
6	01010-51440	螺栓 bolt	3
7	01602-21442	弹簧垫圈 washer, spring	3
8	07000-05105	O 型圈 O-ring	1
9	175-30-35160	密封导座(A) guide(A), seal	1
10	175-30-35170	密封导座(B) guide(B), seal	1
11	07000-02130	O 型圈 O-ring	1
12	07000-03065	O 型圈 O-ring	1
13	04020-00616	圆柱销 pin, dowel	2
14	170-30-15190	螺母 nut	1
15	170-30-15210	环 ring	1
	175-30-00701	浮动油封总成 floating seal ass'y	1
16	175-30-36273	浮封 seal, oil	2
17	175-30-16215	O 型圈 O-ring	2
18	04064-07525	环 ring	1
19	07049-00811	防尘木塞 plug, wood, taper	2
20	175-30-35180	圆柱销 pin, dowel	2
21	175-30-25184	托轮支架 support, carrier roller	4
22	01010-52065	螺栓 bolt	4
23	01602-22060	弹簧垫圈 washer, spring	6
24	01010-32090	螺栓 bolt	2

第 408 图

履带(主销型) (标准)

Fig.408 TRACK SHOE (MASTER PIN TYPE)(STD)



## 履带(主销型)(标准)

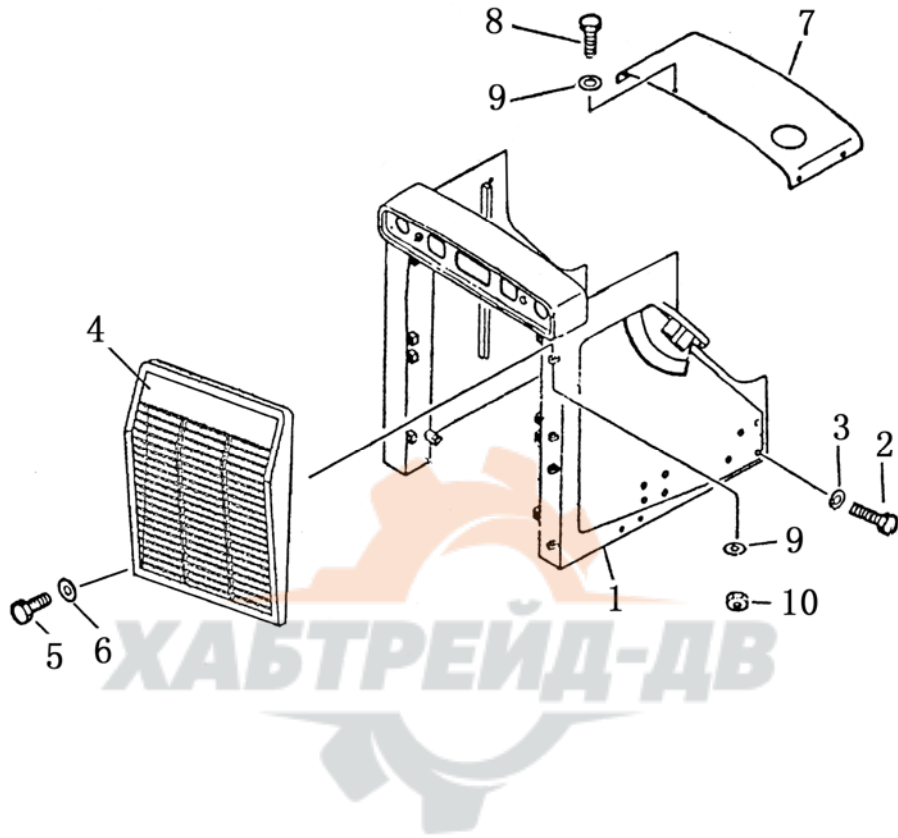
## TRACK SHOE(MASTER PIN TYPE )(STD)

序号 INDEX NO.	件号 Part No.	名称 Description	数量 Q'ty
		标准履带板      standard track shoe 单履带齿 560mm(宽) single grouser, 560mm wide	
	228MC-41156	履带板总成      track shoe ass'y	1
1	228MA-00156	履带板      track shoe	82
2	228MA-00062	螺栓      bolt	328
3	228MA-00061	螺母      nut	328
	228MC-41000	链轨节总成      track link ass'y	1
4	228MC-00011	链轨节(左面)      link, track, L.H	82
5	228MC-00021	链轨节(右面)      link, track, R.H	82
6	228MA-00031	销套(通用的)      bushing, regular	78
7	228MA-00051	隔片(通用的)      spacer, regular	156
8	228MA-00053	垫圈      washer	312
9	228MA-00041	销(通用的)      pin, regular	78
10	228MA-00032	销套(主要的)      bushing, master	4
11	228MA-00052	隔片(主要的)      spacer, master	8
12	228MA-00053	垫圈      washer	8
13	228MA-00042	主销      pin, master	4
14	175-32-31313	重型履带板      track shoe, heavy	82
15	228MA-00062	履带螺栓      bolt, shoe	328

防 护 装 置  
GUARD EQUIPMENT



第 501 图 散热器防护装置  
Fig.501 RADIATOR GUARD

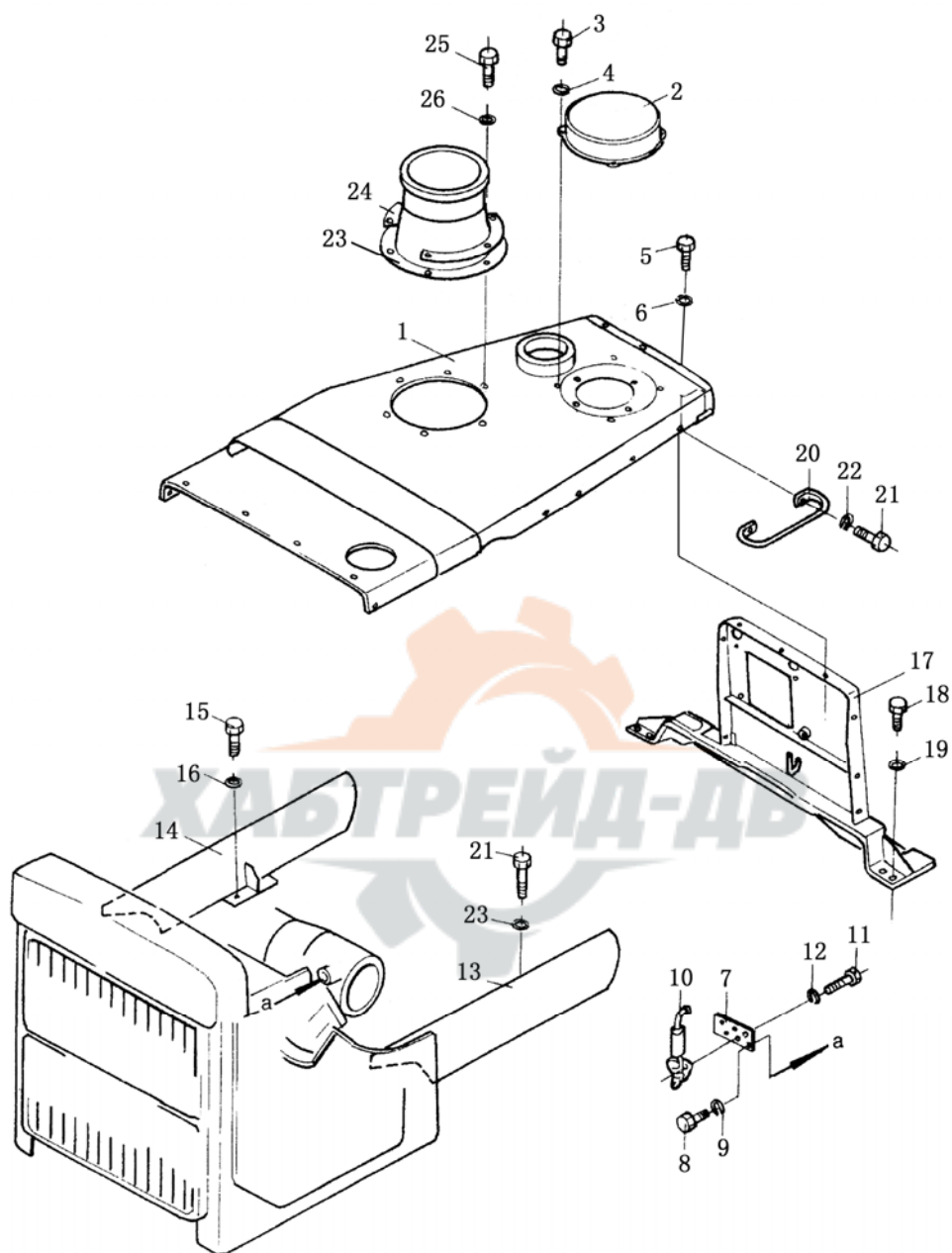


散热器防护装置  
RADIATOR GUARD

序号 Index No.	件号 Part No.	名称 Description	数量 Q' ty
501-1	171-50-01000	前机罩 guard, radiator	1
2	01011-82750	螺栓 M27×3×145 bolt	16
3	01643-32780	平垫 27 washer	16
4	171-50-10000	护栅 grill	1
5	01010-51650	螺栓 M16×40 bolt	8
6	01643-31645	平垫 16 washer	8
7	171-50-02000	盖 cover	1
8	01010-51225	螺栓 M12×25 bolt	8
9	01643-31232	平垫 12 washer	8
10	01580-81210	螺母 nut	2



第 502 图 发动机防护罩  
Fig.502 ENGINE HOOD

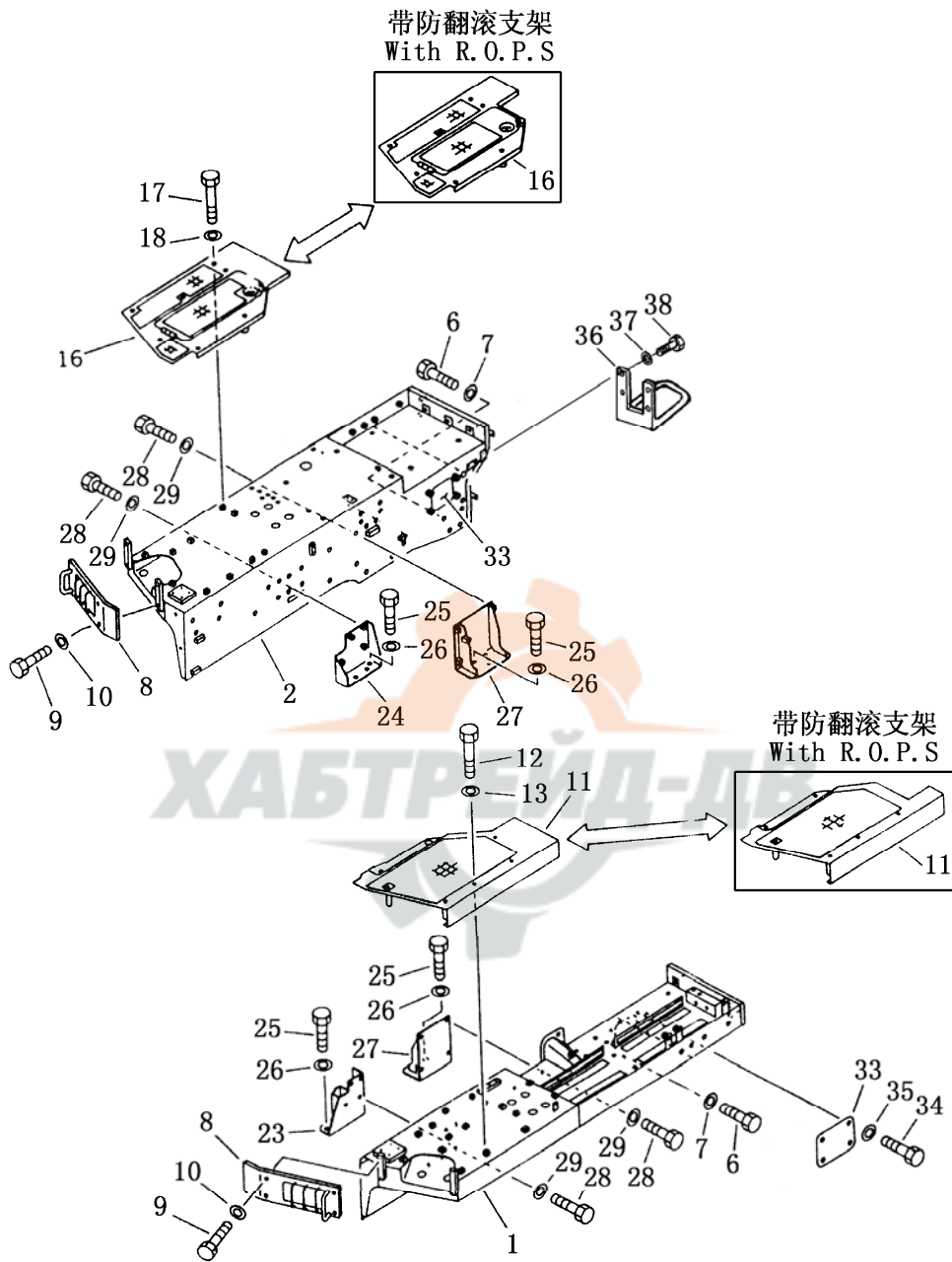


发动机防护罩  
ENGINE HOOD

序 号 INDEX NO.	件 号 Part No.	名 称 Description	数量 Q'ty
1	171-50-03000	上罩 hood, upper	1
2	171-50-07000	罩 cover	1
3	01010-51020	螺栓 bolt	4
4	01643-31032	垫圈 washer	4
5	01010-51235	螺栓 bolt	5
6	01643-31232	垫圈 washer	5
7	175-54-21811	板 plate	2
8	01010-51230	螺栓 bolt	4
9	01643-31232	垫圈 washer	4
10	175-54-21361	锁扣总成 catch ass'y	2
11	01010-51025	螺栓 bolt	6
12	01643-31232	垫圈 washer	6
13	171-50-04000	侧板(左) side plate, L.H	1
14	171-50-05000	侧板(右) side plate, R.H	1
15	01010-51235	螺栓 bolt	4
16	175-54-21340	垫圈 washer	4
17	171-50-08000	支架 bracket	1
18	01010-51655	螺栓 bolt	8
19	01643-31645	垫圈 washer	8
20	09420-01903	拉手 handle	2
21	01010-51235	螺栓 bolt	4
22	01643-31232	垫圈 washer	4
23	171-50-06000	罩 cover	1
24	175-54-C1290	板 plate	2
25	01010-51245	螺栓 bolt	6
26	01643-31232	垫圈 washer	6



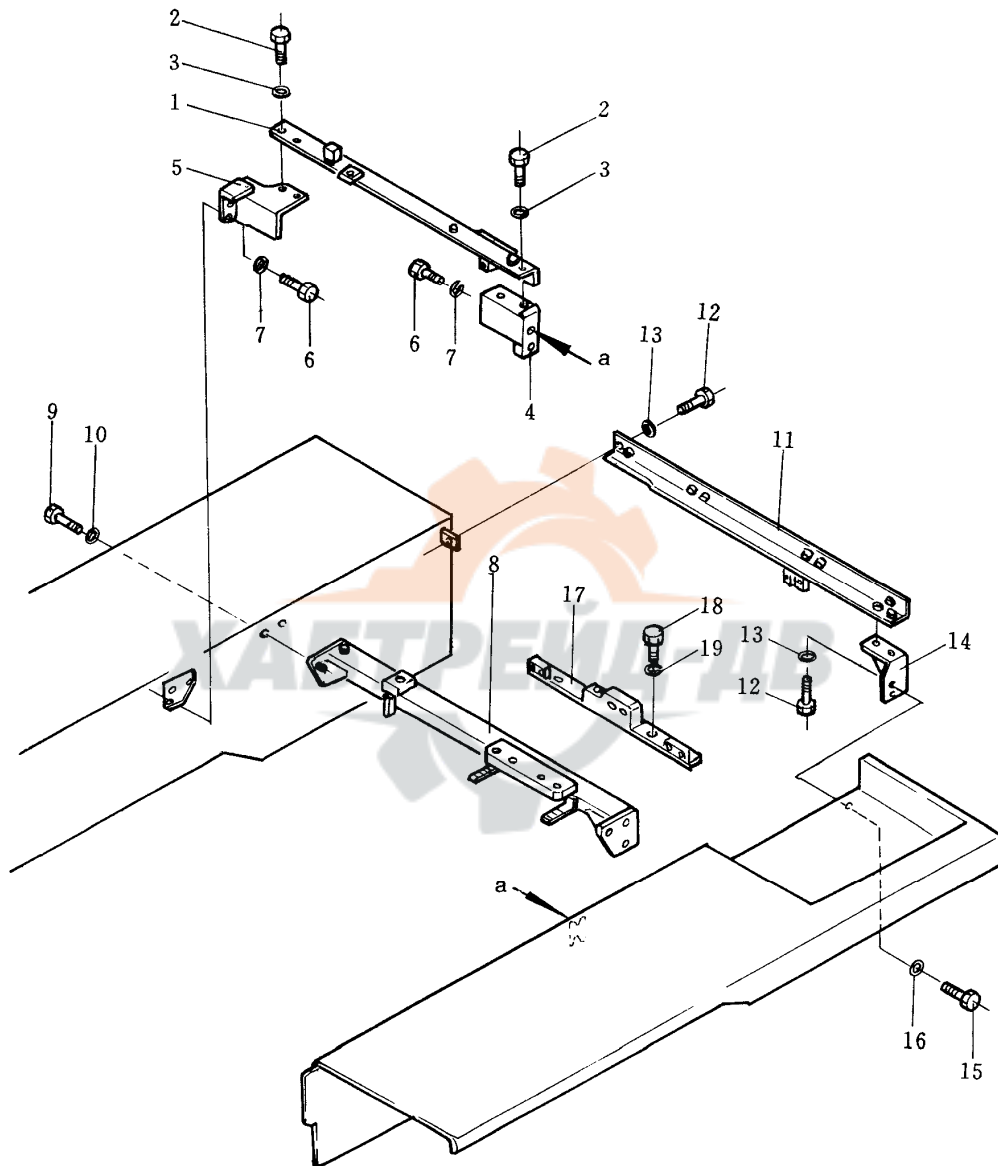
第 503 图 翼板  
Fig.503 FENDER



翼 板  
FENDER

序号 INDEX NO.	件 号 Part No.	名 称 Description	数量 Q'ty
1	171-51-14000	左翼板 fender, L.H	1
2	171-51-11000	右翼板 fender, R.H	1
6	01010-51645	螺栓 bolt	8
7	01643-32460	垫圈 washer	8
8	171-51-01000	右灯罩 lamp cover, L.H	1
	171-51-22000	左灯罩 lamp cover, R.H	1
9	01010-51225	螺栓 bolt	8
10	01643-31232	垫圈 washer	8
11	171-51-20000	盖 cover	1
	171-51-21000	盖(装防翻架用) cover	1
12	01011-51275	螺栓 bolt	5
13	01643-31232	垫圈 washer	5
16	171-51-02000	盖 cover	1
	171-51-03000	盖(装防翻架用) cover	1
17	01011-51275	螺栓 bolt	5
18	01643-31232	垫圈 washer	5
23	175-54-26255	支架 steadier	1
24	175-54-26272	支架 steadier	1
25	01010-51655	螺栓 bolt	16
26	01643-31645	垫圈 washer	16
27	175-54-26263	左支架 steadier, L.H	1
	175-54-34110	右支架 steadier, R.H	1
28	01010-51645	螺栓 bolt	16
29	01643-31632	垫圈 washer	16
33	175-54-22420	盖 cover	2
34	01010-51235	螺栓 bolt	8
35	01643-31232	垫圈 washer	8
36	195-54-23991	踏板 pedal	2
37	01010-51850	螺栓 bolt	8
38	01643-31845	垫圈 washer	8

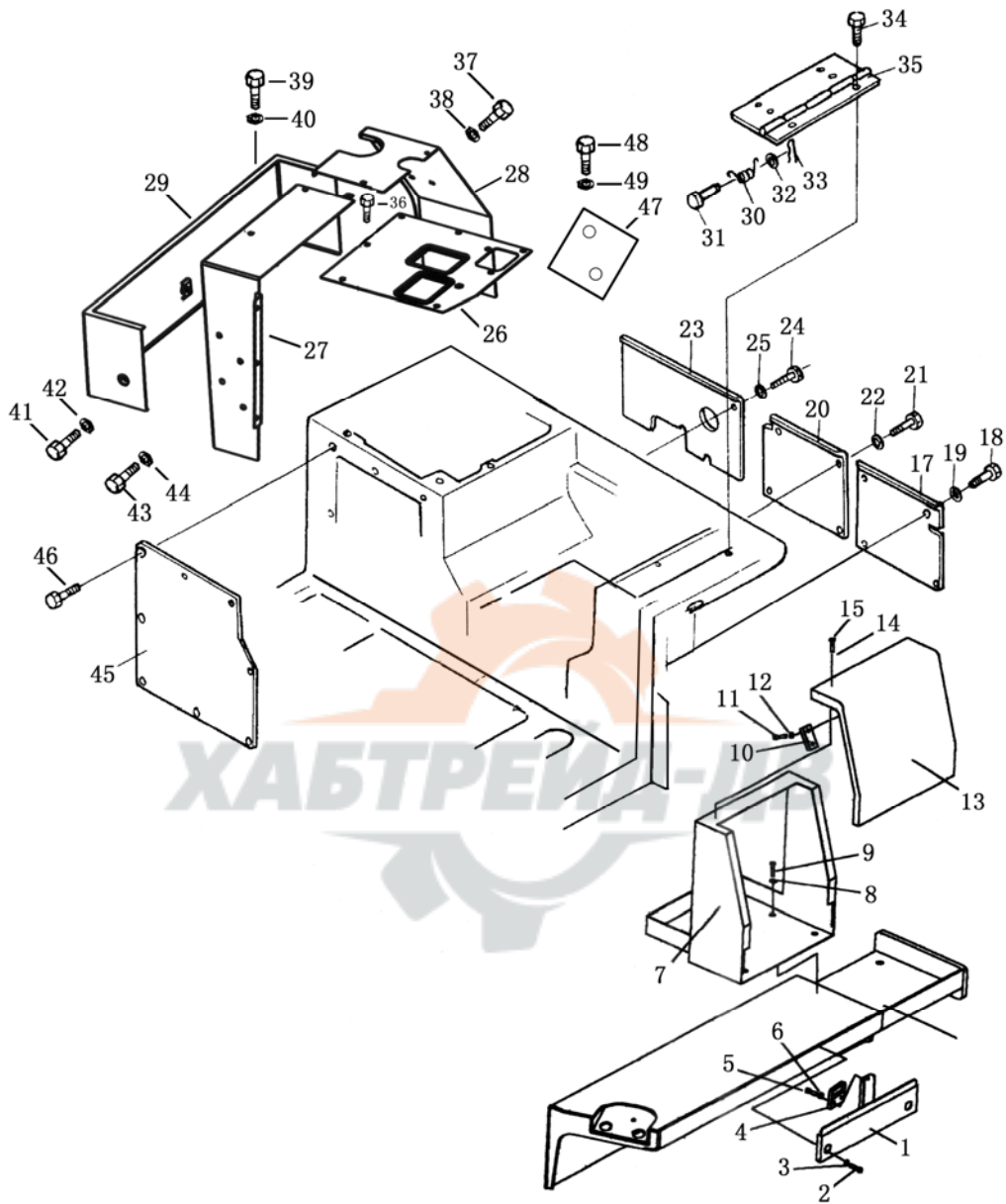
第 504 图 支撑架  
Fig.504 SUPPORT



支撑架  
SUPPORT

序号 INDEX NO.	件号 Part No.	名称 Description	数量 Q'ty
504-1	175-54-33884	支架 bracket	1
2	01010-51635	螺栓 bolt	4
3	01643-31645	垫圈 washer	4
4	175-54-33892	支架 bracket	1
5	175-54-33981	支架 bracket	1
6	01010-51635	螺栓 bolt	5
7	01643-31645	垫圈 washer	5
8	175-54-22599	支架 bracket	1
9	01010-51645	螺栓 bolt	6
10	01643-31645	垫圈 washer	6
11	175-54-22196	拉条 stay	1
12	01010-51230	螺栓 bolt	3
13	01643-31232	垫圈 washer	3
14	175-54-22273	托架 bracket	1
15	01010-51235	螺栓 bolt	2
16	01643-31232	垫圈 washer	2
17	195-54-33842	托架 bracket	1
18	01010-51225	螺栓 bolt	2
19	01602-21236	弹簧垫圈 washer, spring	2

第 505 图 后 盖  
Fig.505 REAR COVER

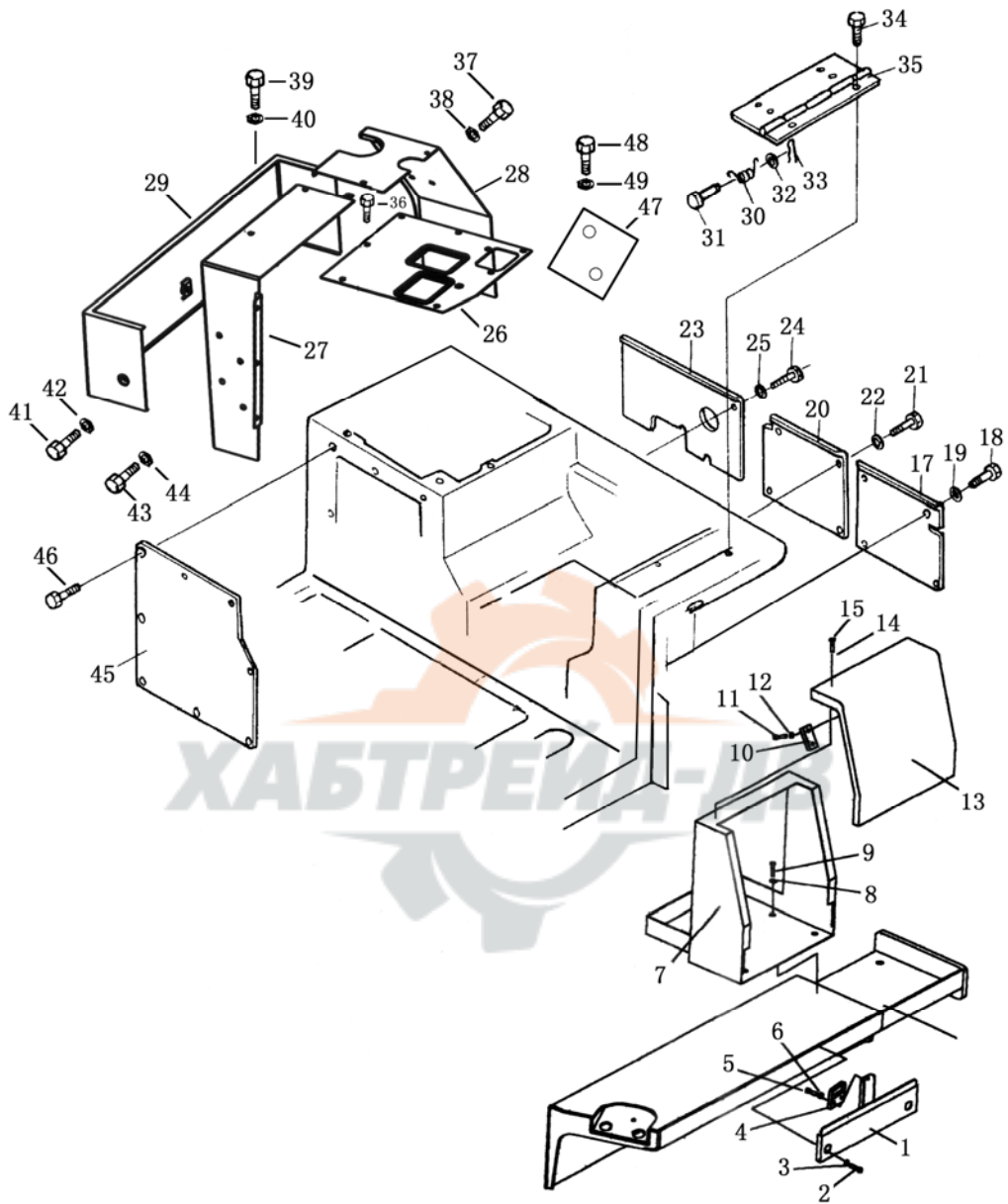


## 后 盖

## REAR COVER

序号 Index No.	件 号 Part No.	名 称 Description	数 量 Q'ty
1	171-51-25000	盖 cover	1
2	01010-51225	螺栓 bolt	2
3	01643-31232	垫圈 washer	2
4	154-54-46150	支架 bracket	1
5	01010-51025	螺栓 bolt	2
6	01643-31232	垫圈 washer	2
7	171-51-26000	支架 bracket	1
8	01643-31232	螺栓 bolt	4
9	01580-11210	垫圈 washer	4
10	198-54-19150	卡簧 spring, lock	1
11	01010-50612	螺栓 bolt	2
12	01643-30623	垫圈 washer	2
13	171-51-17000	蓄电池罩 cover, battery	1
14	01643-31232	螺栓 bolt	2
15	01010-51230	垫圈 washer	2
17	175-54-33861	盖 cover	1
18	01010-51225	螺栓 bolt	4
19	01643-31232	垫圈 washer	4
20	175-54-33851	盖 cover	1
21	01010-51225	螺栓 bolt	4
22	01643-31232	垫圈 washer	4
23	175-54-33871	盖 cover	1
24	01010-51225	螺栓 bolt	4
25	01643-31232	垫圈 washer	4
26	171-51-08000	盖 cover	1
	171-51-27000	盖（装松土器用） cover	1
27	171-51-06000	护板 plate, guard	1
28	171-51-09000	护板 plate, guard	1
	171-51-10000	护板（装松土器用） plate, guard	1
30	120-54-12210	弹簧 spring	1

第 505 图 后 盖  
Fig.505 REAR COVER

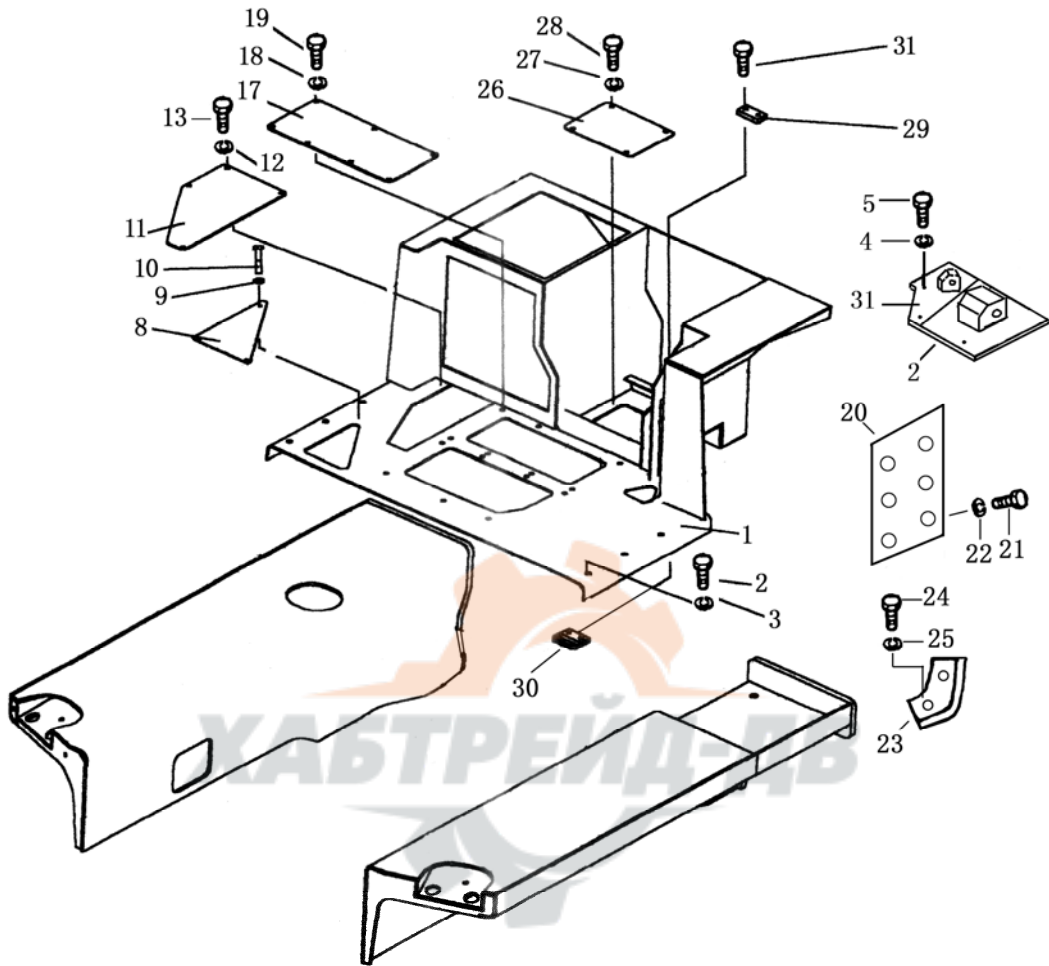


后 盖  
REAR COVER

序号 Index No.	件 号 Part No.	名 称 Description	数 量 Q'ty
31	04205-10620	销 pin	2
32	01641-20608	垫圈 spring	2
33	04050-01610	开口销 pin, cotter	1
35	171-51-16000	盖 cover	1
36	195-54-26210	螺栓 bolt	3
37	01010-51225	螺栓 bolt	3
38	01643-31232	垫圈 washer	3
39	01010-51225	螺栓 bolt	2
40	01643-31232	垫圈 washer	2
41	01010-51225	螺栓 bolt	4
42	01643-31232	垫圈 washer	4
43	01010-51295	螺栓 bolt	4
44	01643-31232	垫圈 washer	4
45	175-54-33742	板 plate	1
46	195-54-26210	螺栓 bolt	8
47	171-51-00004	板 plate	1
48	01010-51020	螺栓 bolt	2
49	01643-31232	垫圈 washer	2



第 506 图 地 板  
Fig.506 FLOOR PLATE



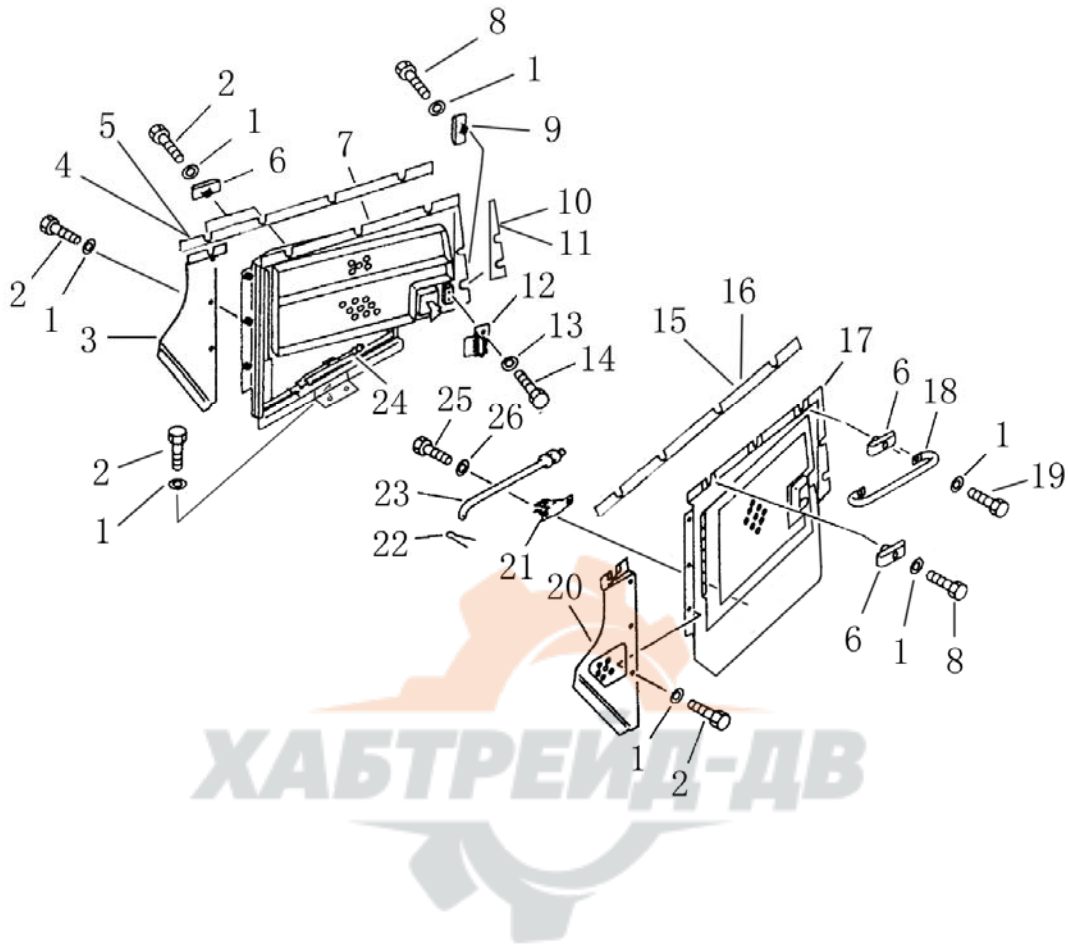
## 地 板

## FLOOR PLATE

序号 Index No.	件 号 Part No.	名 称 Description	数 量 Q'ty
1	171-51-04000	地板架 floor frame	1
2	01011-51450	螺栓 bolt	6
3	01643-31445	垫圈 washer	6
4	01010-51035	垫圈 washer	8
5	01643-31032	螺栓 bolt	8
6	171-51-19000	支架 steadier	1
7	171-51-30000	支架 steadier	1
8	171-51-00001	板 plate	1
9	01010-51025	垫圈 washer	3
10	01643-31032	螺栓 bolt	3
11	171-51-05000	盖板 plate, cover	1
12	01010-51035	垫圈 washer	4
13	01643-31032	螺栓 bolt	4
17	171-51-18000	盖 cover	1
18	01010-51035	垫圈 washer	7
19	01643-31032	螺栓 bolt	7
20	171-51-00003	板 plate	2
	171-51-23000	左盖板(装防翻架用) plate, cover L.H	1
	171-51-24000	右盖板(装防翻架用) plate, cover R.H	1
21	01010-51025	垫圈 washer	12
22	01643-31032	螺栓 bolt	12
23	171-51-00002	板 plate	1
24	01010-51025	垫圈 washer	2
25	01643-31032	螺栓 bolt	2
26	171-51-13000	盖 cover	1
27	01010-51035	垫圈 washer	4
28	01643-31032	螺栓 bolt	4
29	195-54-23471	板 plate	1
30	175-54-33151	底座 cehassis	1
31	01011-51400	螺栓 bolt	2

第 507 图 侧护罩

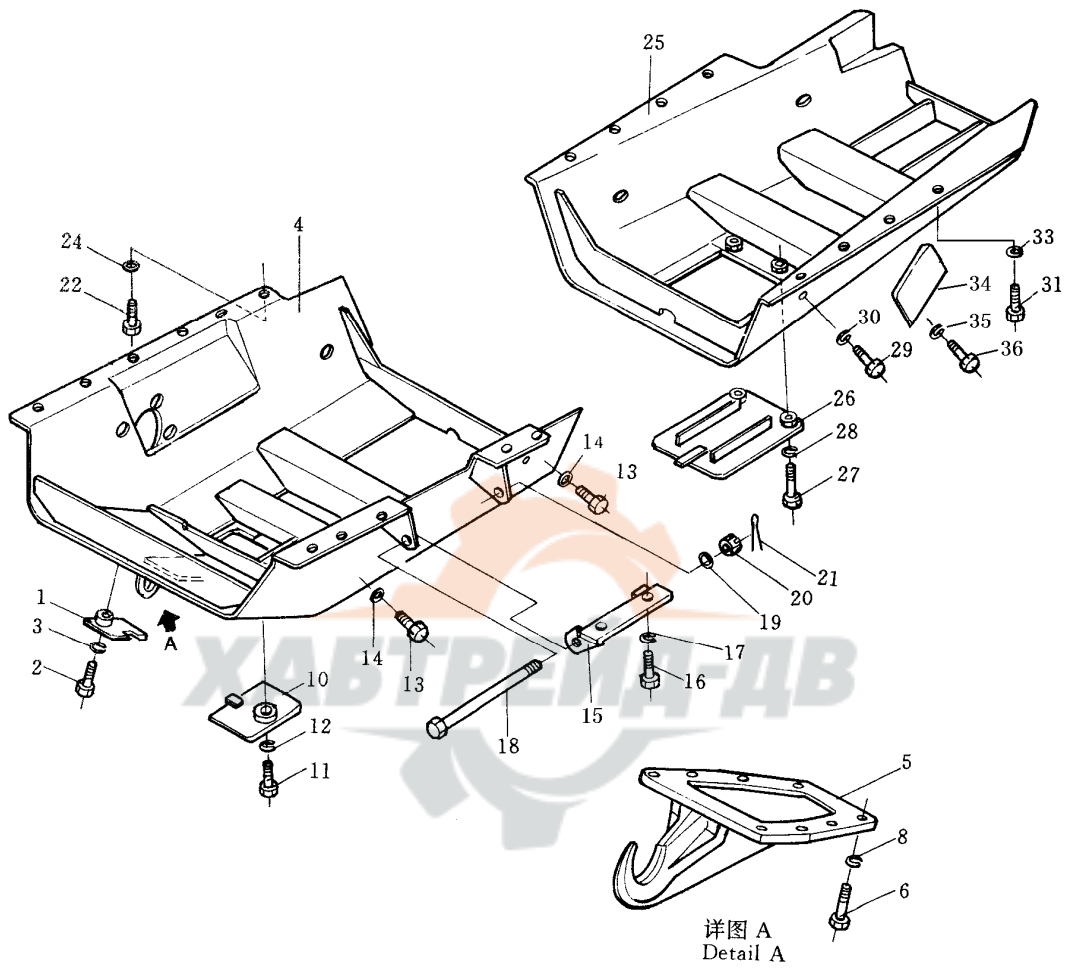
FIG. 507 SIDE COVER



侧护罩  
SIDE COVER

序号 Index No.	件号 Part No.	名称 Description	数量 Q'ty
1	01643-31232	平垫 12 washer	24
2	01010-51235	螺栓 M12X35 bolt	14
3	24M-54-24000	板 plate	1
4	171-54-00001	压板 plate	1
5	171-54-00002	压板 plate	1
6	23Y-54-13000	压块 stopper	10
7	171-54-02000	右护罩 cover R.H	1
8	01010-51255	螺栓 M12X55 bolt	6
9	24M-54-10004	压板 plate	2
10	24M-54-20003	橡胶垫 washer	1
11	24M-54-10003	橡胶垫 washer	1
12	195-54-42300	支架 bracket	2
13	01643-31032	平垫 10 washer	4
14	01010-51020	螺栓 M10X20 bolt	4
15	171-54-00003	橡胶垫 washer	1
16	171-54-00004	橡胶垫 washer	1
17	171-54-01000	左护罩 cover L.H	1
18	09420-01903	扶手 handle	2
19	01010-51265	螺栓 M12X65 bolt	4
20	24M-54-11000	板(左) plate (L.H)	1
21	198-54-19150	卡簧 spring	2
22	04050-12015	开口销 pin,cotter	2
23	154-54-43240	杆(左) bar,L.H	1
24	154-54-43250	杆(右) bar,R.H	1
25	01010-50612	螺栓 M6X12 bolt	4
26	01643-30623	垫圈 6 washer	4

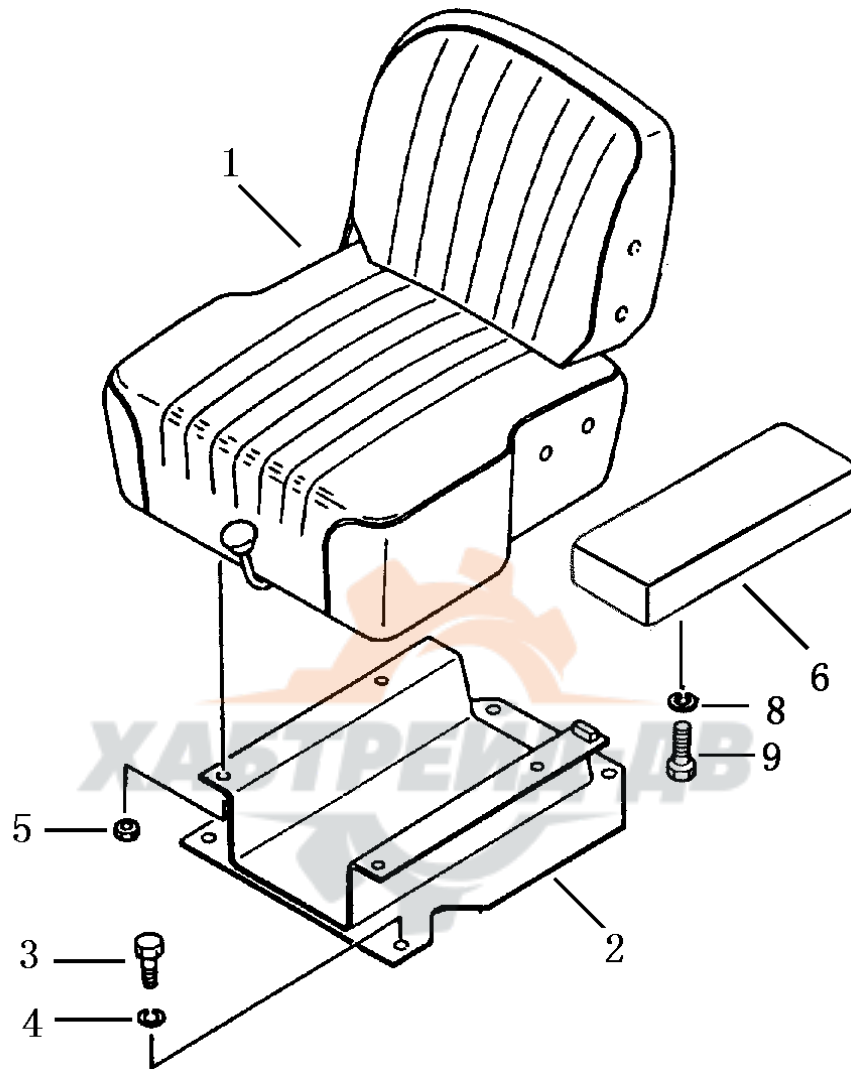
第 508 图 底 护 板  
Fig.508 BOTTOM GUARD



底 护 板  
BOTTOM GUARD

序 号 INDEX NO.	件 号 Part No.	名 称 Description	数量 Q'ty
1	175-54-23230	盖 cover	1
2	01010-51235	螺栓 bolt	1
3	01643-31232	垫圈 washer	1
4	175-54-C1260	前底护板 cover, under, front	1
5	180-54-13160	钩 hook	1
6	01010-52075	螺栓 bolt	8
8	01643-32060	垫圈 washer	8
10	175-54-C1270	盖 cover	1
11	01010-51235	螺栓 bolt	1
12	01643-31232	垫圈 washer	1
13	01010-52455	螺栓 bolt	4
14	01643-32460	垫圈 washer	4
15	175-54-23461	托架 bracket	1
16	01010-52455	螺栓 bolt	2
17	01643-32460	垫圈 washer	2
18	175-54-23471	螺栓 bolt	1
19	01640-23045	垫圈 washer	1
20	01590-13033	螺母 nut	1
21	04050-16355	开口销 pin, cotter	1
22	01010-52465	螺栓 bolt	10
24	01643-32460	垫圈 washer	10
25	175-54-23169	后底护板 cover, under, rear	1
26	175-54-23220	盖 cover	1
27	01010-51235	螺栓 bolt	2
28	01643-31232	垫圈 washer	2
29	01010-52455	螺栓 bolt	4
30	01643-32460	垫圈 washer	4
31	01010-52465	螺栓 bolt	8
33	01643-32460	垫圈 washer	8
34	24Y-50-01000	盖 cover	1
35	01010-51235	螺栓 bolt	1
36	01643-31232	垫圈 washer	1

第 509 图 司 机 座  
FIG.509 OPERATOR'S SEAT



司机座

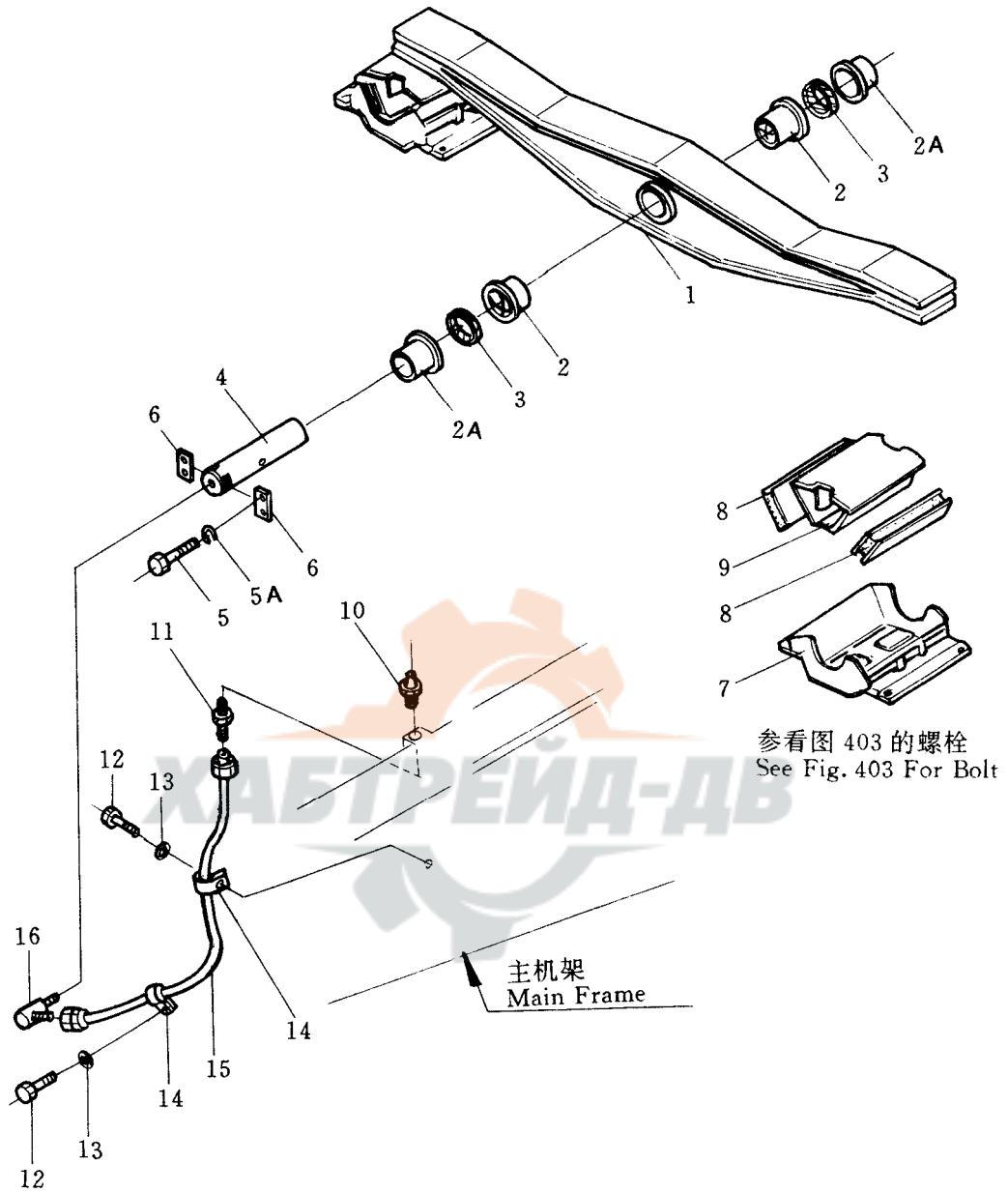
OPERATOR'S SEAT

序号 Index No.	件号 Part No.	名称 Description	数量 Q'ty
1	16Y-53B-01000	司机座 seat	1
2	171-53-01000	座 pedestal	1
3	01010-31225	螺栓 bolt	4
4	01643-31232	垫圈 washer	4
5	01580-01210	螺母 nut	4
6	23Y-53B-02000	扶手 arm rest	1
8	01643-31032	垫圈 washer	2
9	01010-31025	螺栓 bolt	2





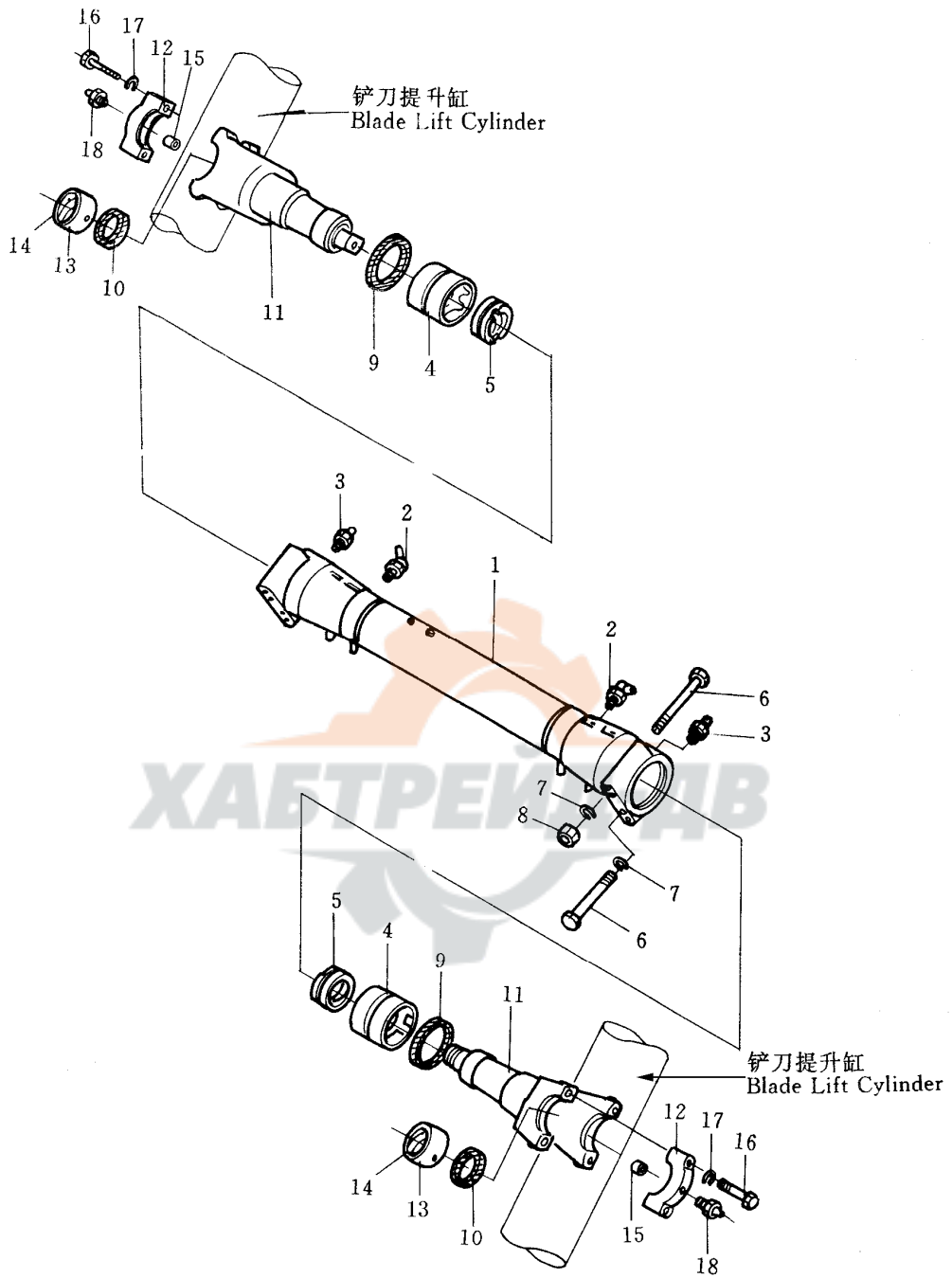
第 510 图 平衡梁  
Fig.510 EQUALIZER BAR



平衡梁  
EQUALIZER BAR

序号 INDEX NO.	件号 Part No.	名称 Description	数量 Q'ty
	175-50-00023	平衡梁总成 equalizer bar ass'y	1
1	175-50-31113	平衡梁 equalizer bar	1
2	177-50-11160	衬套 bushing	2
2A	175-50-31160	衬套 bushing	2
3	177-50-11170	防尘圈 seal, dust	2
4	175-50-21134	销 pin	1
5	01010-51640	螺栓 bolt	4
5A	01602-21648	弹簧垫圈 washer, spring	4
6	04082-00616	挡板 plate, lock	2
7	175-50-32111	支架 bracket	2
8	175-50-12110	缓冲垫 gasket	4
9	175-50-22131	座 seat	2
10	07020-01018	油杯 fitting, grease	1
11	07213-50710	接头 nipple	1
12	01010-51016	螺栓 bolt	2
13	01643-31032	垫圈 washer	2
14	08036-10614	线夹 clip	2
15	175-50-21190	管 tube	1
16	176-43-41350	弯管接头 elbow	1

第 511 图 油缸支架  
 Fig.511 CYLINDER STAY

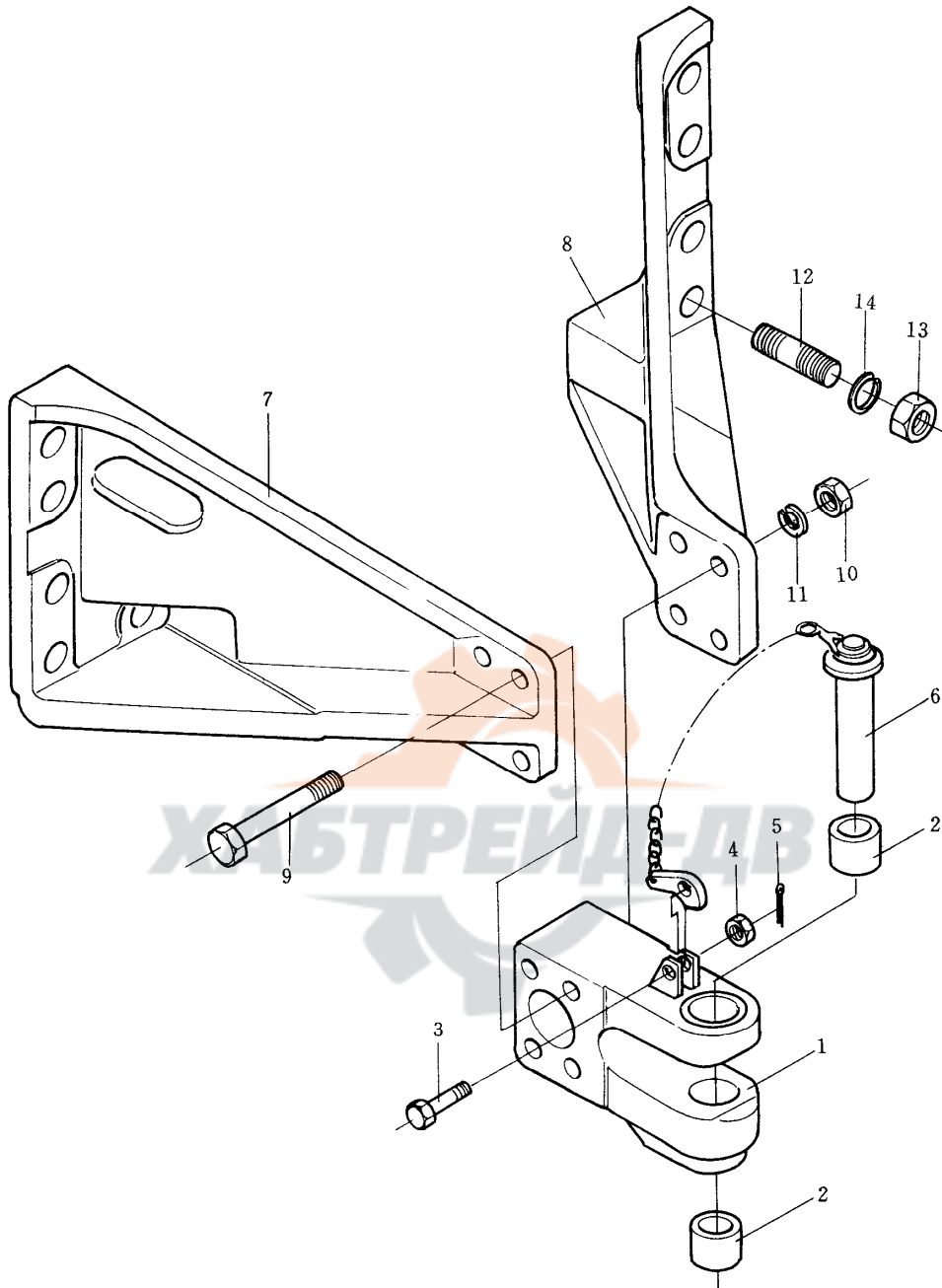


## 油缸支架

## CYLINDER STAY

序号 INDEX NO.	件号 Part No.	名称 Description	数量 Q'ty
	175-61-C1000	油缸支架总成 cylinder stay ass'y	1
1	175-61-C1110	油缸支架 cylinder stay	1
2	07021-01060	油杯 fitting, grease	2
3	07020-01018	油杯 fitting, grease	2
4	175-61-15140	轴套 bushing	2
5	175-61-15151	轴套 bushing	2
6	175-61-15130	螺栓 bolt	8
7	01602-22783	弹簧垫圈 washer, spring	8
8	01580-12722	螺母 nut	4
9	07145-10125	防尘圈 seal, dust	2
10	07145-10085	防尘圈 seal, dust	4
11	175-61-12114	支座 seat	2
12	175-60-19121	盖 cover	4
13	175-61-15201	轴瓦 bushing ass'y	4
14	175-60-19141	塞 plug	1
15	170-70-15190	销轴 pin, dowel	4
16	01010-51890	螺栓 bolt	8
17	01602-21854	弹簧垫圈 washer, spring	8
18	07020-01018	油杯 fitting, grease	4

第 512 图 牵引装置  
Fig.512 DRAWBAR



## 牵引装置

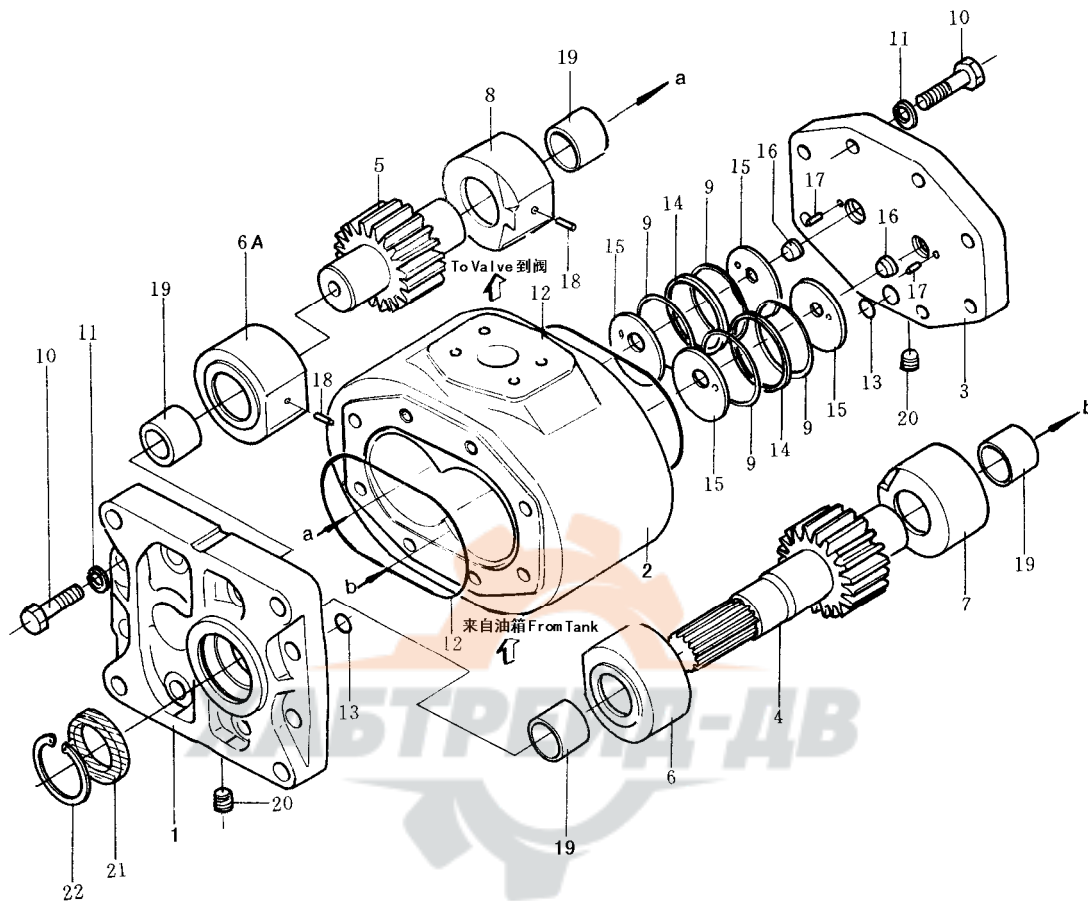
### DRAWBAR

序 号 INDEX NO.	件 号 Part No.	名 称 Description	数量 Q'ty
	175-69-20003	牵引装置 draw bar ass'y	1
1	175-69-21212	挂钩座 seat, draw bar	1
2	195-69-11230	衬套 bushing	2
3	01052-51675	螺栓 bolt	1
4	01592-11619	螺母 nut	1
5	04050-14030	销 pin	1
6	195-69-11223	销子总成 pin ass'y	1
7	175-69-21111	左牵引架 bracket, L.H	1
8	175-69-21121	右牵引架 bracket, R.H	1
9	170-69-11143	螺栓 bolt	4
10	01580-03326	螺母 nut	4
11	01602-03382	弹簧垫圈 washer, spring	4
12	170-69-11154	双头螺栓 stud bolt	10
13	01580-03931	螺母 nut	10
14	01602-03995	弹簧垫圈 washer, spring	10

附属装置控制系统  
ATTACHMENT CONTROL SYSTEM



第 601 图 工作油泵总成  
 FIG.601 HYDRAULIC PUMP ASS'Y



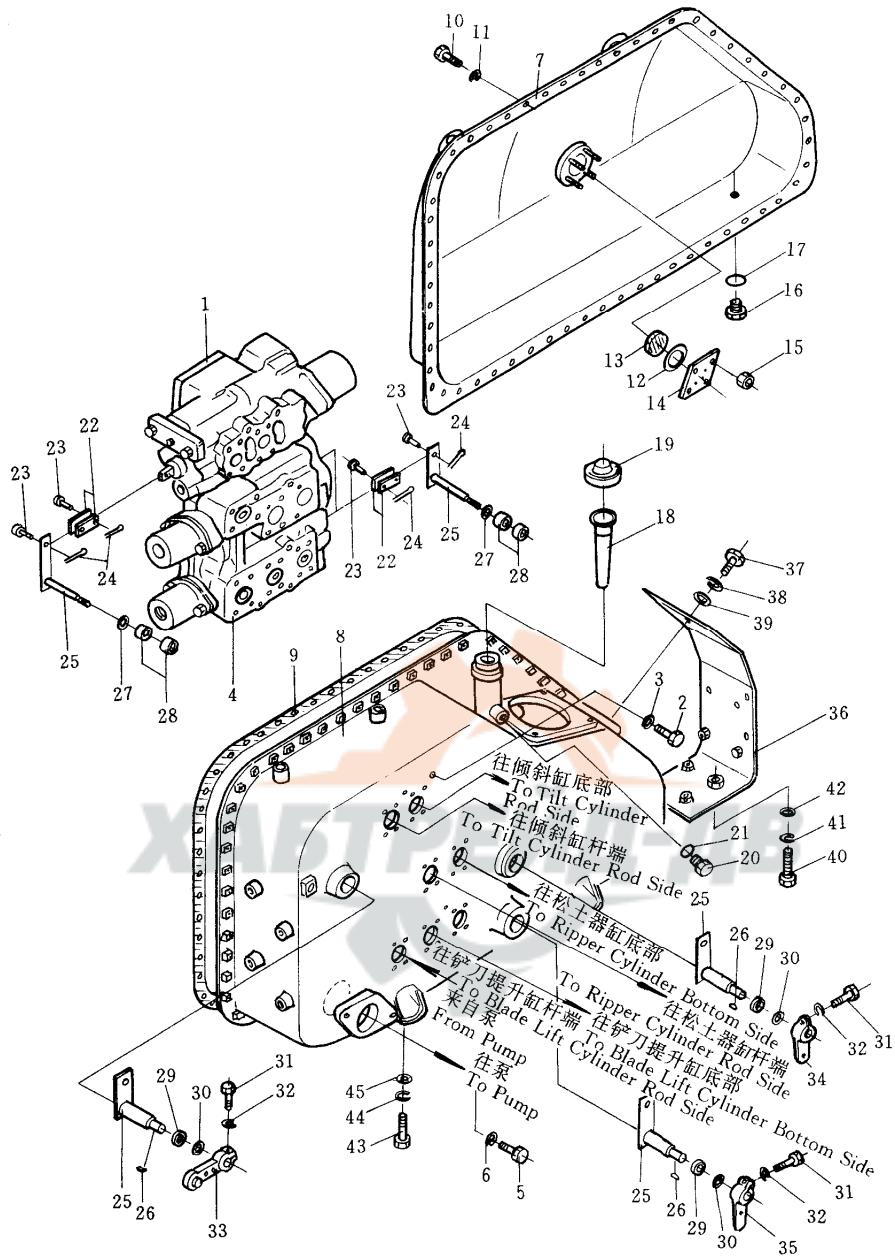


工作油泵总成

HYDRAULIC PUMP ASS'Y

序号 Index No.	件号 Part No.	名称 Description	数量 Q'ty
	07446-66103	油泵总成 pump ass'y	1
1	07445-66011	泵座 bracket	1
2	07446-66020	泵体 body, pump	1
3	07445-66030	泵盖 cover, pump	1
4	07446-66040	主动齿轮 gear, drive	1
5	07446-66050	从动齿轮 gear, driven	1
6	07445-66760	衬套 bushing	1
6A	07445-66860	衬套 bushing	1
7	07445-66770	衬套 bushing	1
8	07445-66870	衬套 bushing	1
9	07445-66091	保护环 ring, back up	4
10	01010-51655	螺栓 bolt	16
11	01602-21648	弹簧垫圈 washer, spring	16
12	07443-66140	O型圈 O-ring	2
13	07000-12015	O型圈 O-ring	2
14	07443-66736	U型圈 U-ring	2
15	07445-66130	封板 plate, seal	2
16	07438-66090	环 collar	2
17	04025-00412	弹性销 pin	2
18	07445-66171	销 pin	2
19	07445-66181	滚针轴承 bearing, needle	4
20	07043-00211	螺塞 plug, taper	2
21	07443-11163	油封 seal, oil	1
22	04065-06525	挡圈 ring, snap	1

第 602 图 液压油箱 (1/2)  
 Fig.602 HYDRAULIC TANK

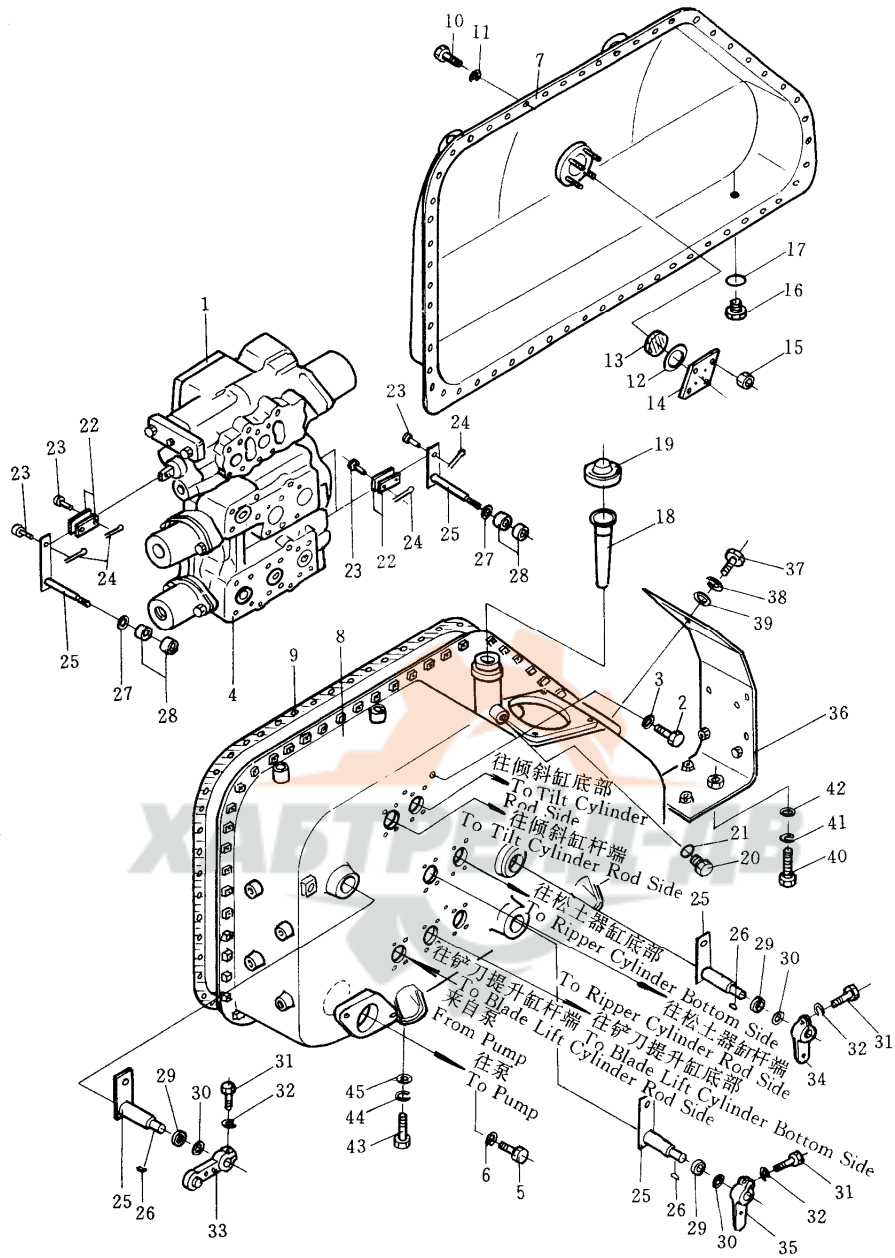


## 液压油箱 (1/2)

### HYDRAULIC TANK

序号 Index No.	件号 Part No.	名称 Description	数量 Q'ty
	175-60-29006	液压油箱总成 hydraulic tank ass'y 此总成由图 602,603,604,605 和 606 中所示的所有零件组成 this assembly consists of all parts shown in Fig.602, 603, 604, 605 and 606	1
1	701-41-11006	铲刀倾斜阀总成 blade tilt control valve ass'y	1
2	01010-51230	螺栓 bolt	3
3	01602-21236	弹簧垫圈 washer, spring	3
4	701-43-24002	阀总成(铲刀提升和松土器控制阀) valve ass'y	1
5	01010-51230	螺栓 bolt	4
6	01602-21236	弹簧垫圈 washer, spring	4
7	175-60-39121	液压油箱 hydraulic tank	1
8	175-60-27119	液压油箱 hydraulic tank	1
9	175-60-27132	垫片 gasket	1
10	01010-51025	螺栓 bolt	55
11	01602-21030	弹簧垫圈 washer, spring	55
12	07715-11257	环 ring	1
13	07715-00651	套 collar	1
14	07715-21074	盖 cover	1
15	01598-11011	螺母 nut	4
16	07044-13620	螺塞 plug	1
17	07002-03634	O 型圈 O-ring	1
18	07056-10045	滤网 strainer	1
19	07051-00000	帽 cap	1
20	701-30-63130	螺塞 plug	1
21	07002-02034	O 型圈 O-ring	1
22	141-60-32170	轭 yoke	6
23	04205-01028	销轴 shaft, pin	6
24	04050-03016	轴 shaft	6
25	175-60-29140	轴 shaft	3

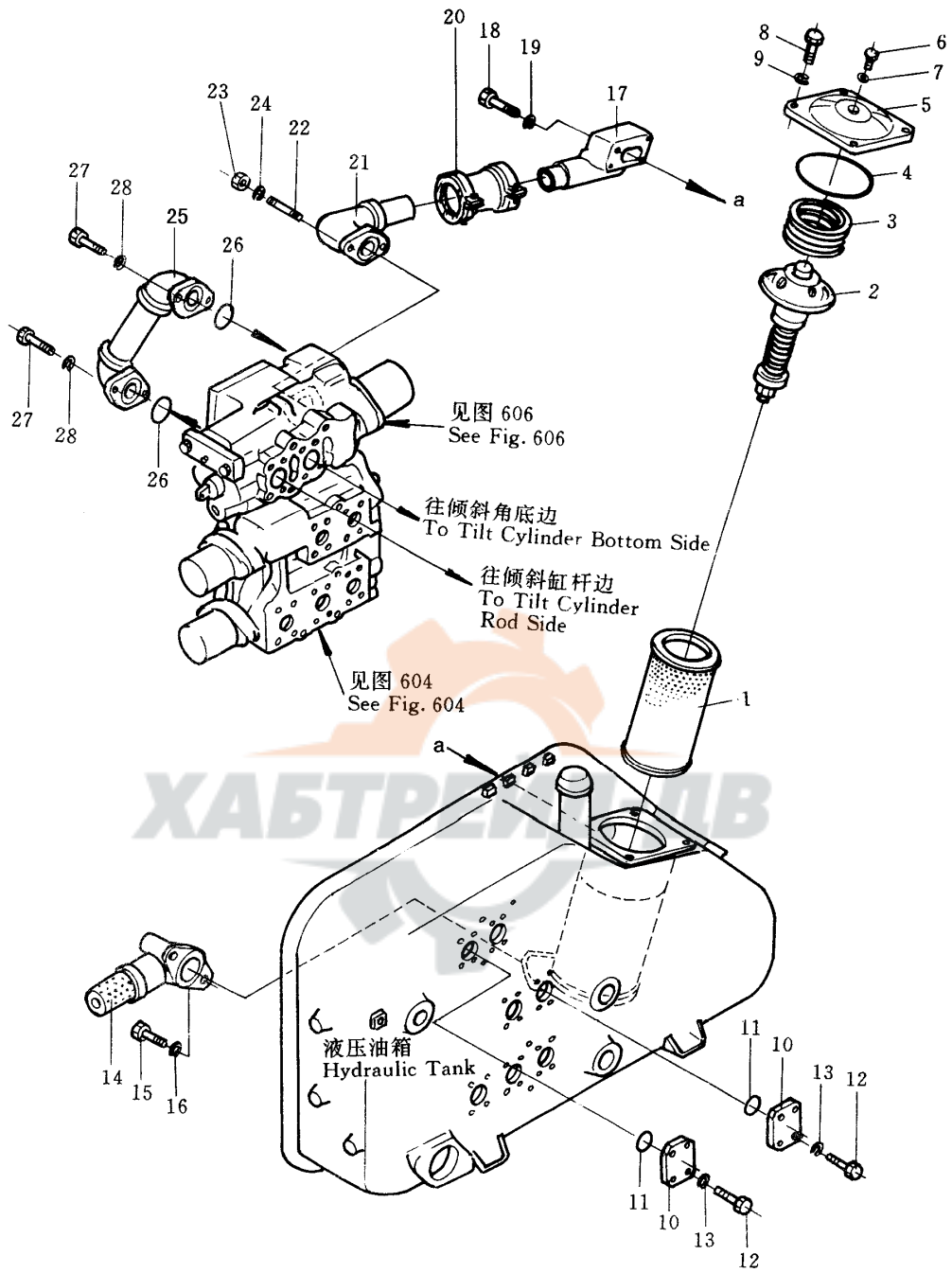
第 602 图 液压油箱(1/2)  
Fig.602 HYDRAULIC TANK



液 压 油 箱 (1/2)  
HYDRAULIC TANK

序 号 Index No.	件 号 Part No.	名 称 Description	数 量 Q'ty
26	04010-00519	键 key	3
27	175-60-29150	垫圈 washer	3
28	06120-02520	轴承 bearing	6
29	154-60-12370	油封 seal, oil	3
30	01640-22440	垫圈 washer	3
31	01010-51040	螺栓 bolt	3
32	01602-21030	弹簧垫圈 washer, spring	3
33	175-60-29120	拉臂 lever	1
34	195-60-13120	拉臂 lever	1
35	175-60-27310	拉臂 lever	1
36	175-60-27371	托架 bracket	1
37	01010-51235	螺栓 bolt	4
38	01602-21236	弹簧垫圈 washer, spring	4
39	01643-31232	垫圈 washer	4
40	01010-51440	螺栓 bolt	4
41	01602-21442	弹簧垫圈 washer, spring	4
42	01643-31445	垫圈 washer	4
43	01010-51850	螺栓 bolt	5
44	01602-21854	弹簧垫圈 washer, spring	5
45	01643-31845	垫圈 washer	5

第 603 图 液压油箱 (2/2)  
Fig.603 HYDRAULIC TANK

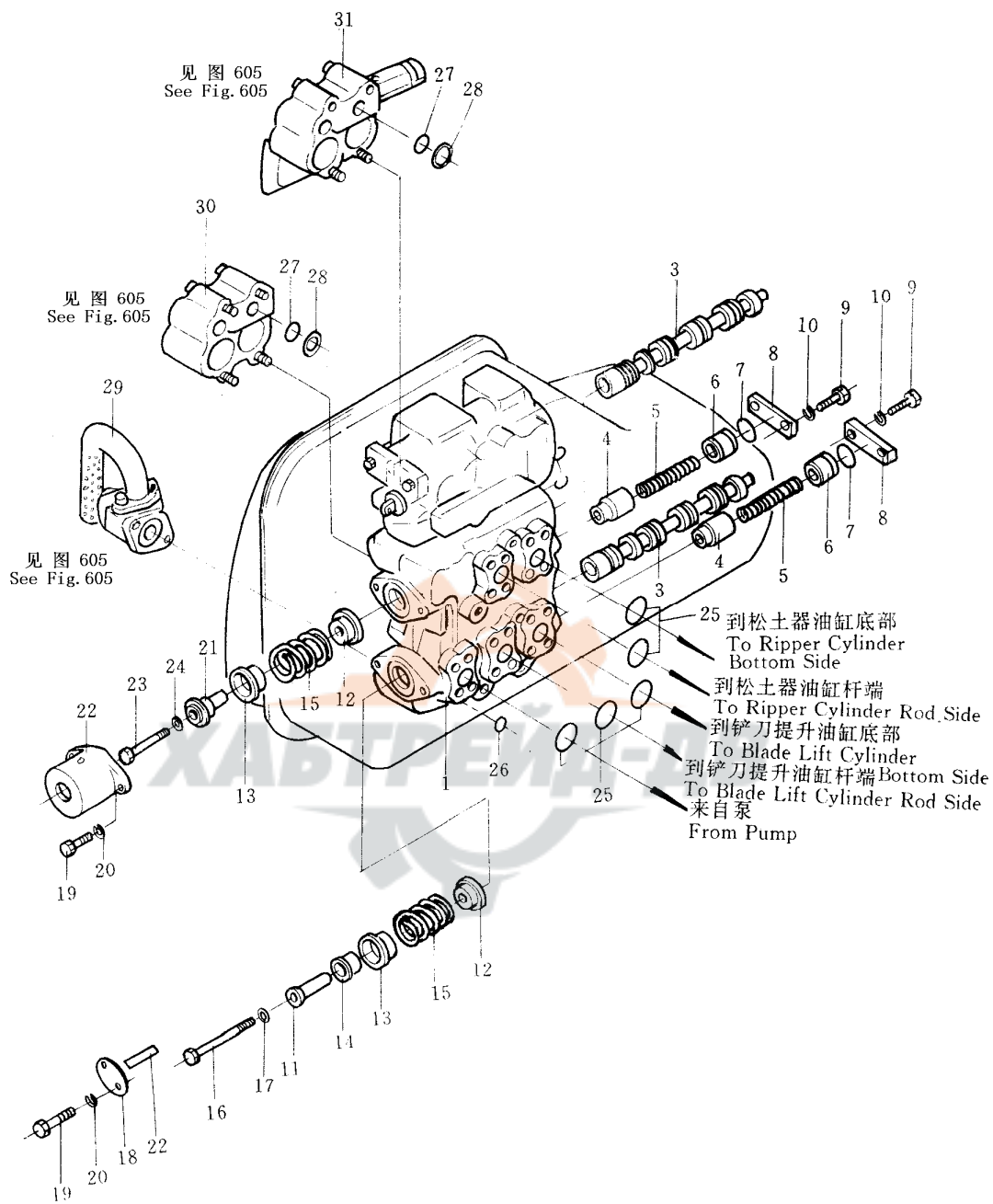


液压油箱 (2/2)  
HYDRAULIC TANK

序号 Index No.	件号 Part No.	名称 Description	数量 Q'ty
1	175-60-27380	滤芯 element, filter	1
2	175-60-27300	阀总成 valve ass'y	1
3	175-60-27340	弹簧 spring	1
4	07000-05150	O型圈 O-ring	1
5	175-60-27171	盖 cover	1
6	154-60-12260	螺塞 plug	1
7	07000-02010	O型圈 O-ring	1
8	01010-51235	螺栓 bolt	4
9	01602-01236	弹簧垫圈 washer, spring	4
10	07378-01460	法兰 flange	4
11	07000-13048	O型圈 O-ring	4
12	01010-51240	螺栓 bolt	16
13	01602-21236	弹簧垫圈 washer, spring	16
14	175-60-29130	缓冲管 buffer tube	1
15	01010-31230	螺栓 bolt	2
16	01643-51232	垫圈 washer	2
17	175-60-27262	弯头 elbow	1
18	01010-31275	螺栓 bolt	2
19	01643-51232	垫圈 washer	2
20	07332-01400	联接轴 coupling shaft	1
21	175-60-27272	管 tube	1
22	01144-31435	双头螺栓 stud bolt	2
23	01580-01411	螺母 nut	2
24	01643-31445	垫圈 washer	2
25	175-60-27253	管 tube	1
26	07000-13050	O型圈 O-ring	2
27	01010-31445	螺栓 bolt	4
28	01643-31445	垫圈 washer	4

第 604 图 铲刀提升和松土器控制阀 (1/2)

Fig.604 BLADE LIFT AND RIPPER CONTROL VALVE



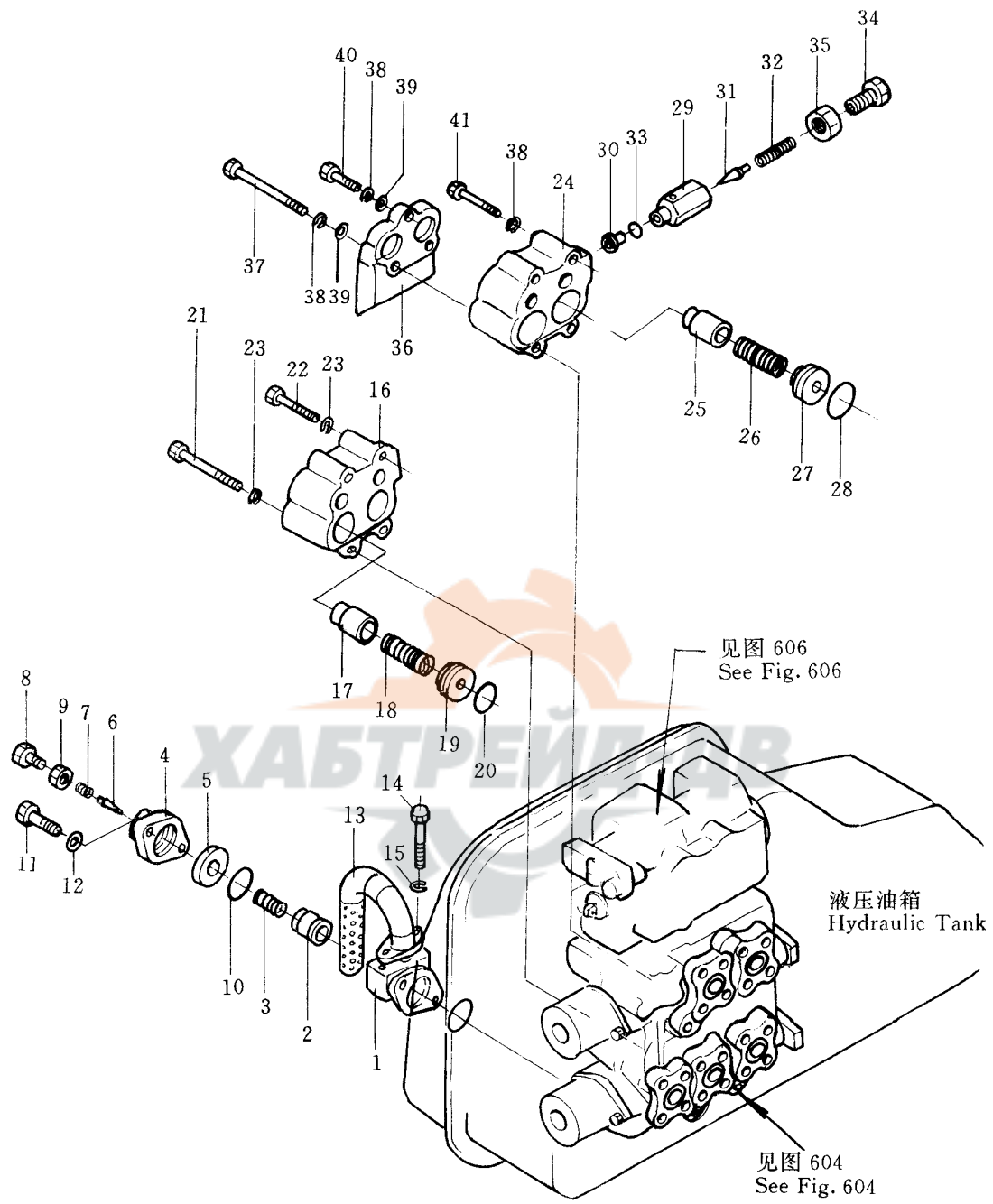


## 铲刀提升和松土器控制阀

### BLADE LIFT AND RIPPER CONTROL VALVE

序号 Index No.	件号 Part No.	名称 Description	数量 Q'ty
	710-43-24002	工作装置操纵阀总成 work equipment control ass'y 此总成包括图 604 和 605 中的所有零件 this assembly consists of all parts in Fig.604 and 605	1
	701-43-41002	工作装置操纵阀 work equipment control	1
1	701-43-31510	阀体 body, valve	1
2	07042-00415	螺塞 plug	2
3	701-43-31480	阀杆 spool	2
4	701-43-31420	阀芯 element, valve	2
5	701-53-31130	弹簧 spring	2
6	701-43-33130	座 seat, spring	2
7	07000-13035	O 型圈 O-ring	2
8	701-53-31160	板 plate	2
9	01010-31445	螺栓 bolt	4
10	01602-01442	弹簧垫圈 washer, spring	4
11	701-43-31440	轴套 bushing	1
12	701-43-31181	隔套 spacer	2
13	701-43-31191	隔套 spacer	2
14	701-43-31211	轴套 bushing	1
15	701-43-31221	弹簧 spring	2
16	01010-31285	螺栓 bolt	1
17	01602-01236	弹簧垫圈 washer, spring	1
18	701-43-31460	板 plate	2
19	01011-31215	螺栓 bolt	4
20	01602-01236	弹簧垫圈 washer, spring	4
21	701-43-31291	轴套 bushing	1
22	701-43-31470	垫管 collar	4
23	01010-31290	螺栓 bolt	1
24	01602-01236	弹簧垫圈 washer, spring	1
25	701-51-31250	O 型圈 O-ring	5
26	07000-02015	O 型圈 O-ring	25
27	07000-13035	O 型圈 O-ring	4
28	701-40-61180	保护圈 ring	4
29	701-40-51002	主溢流阀总成 main relief valve ass'y	1
30	701-40-61002	补油阀总成 suction valve ass'y	1
31	701-40-62002	安全阀和补油阀总成 safety and suction ass'y	1

第 605 图 铲刀提升机构及松土器控制阀 (2/2)  
 Fig.605 BLADE LIFT AND RIPPER CONTROL VALVE

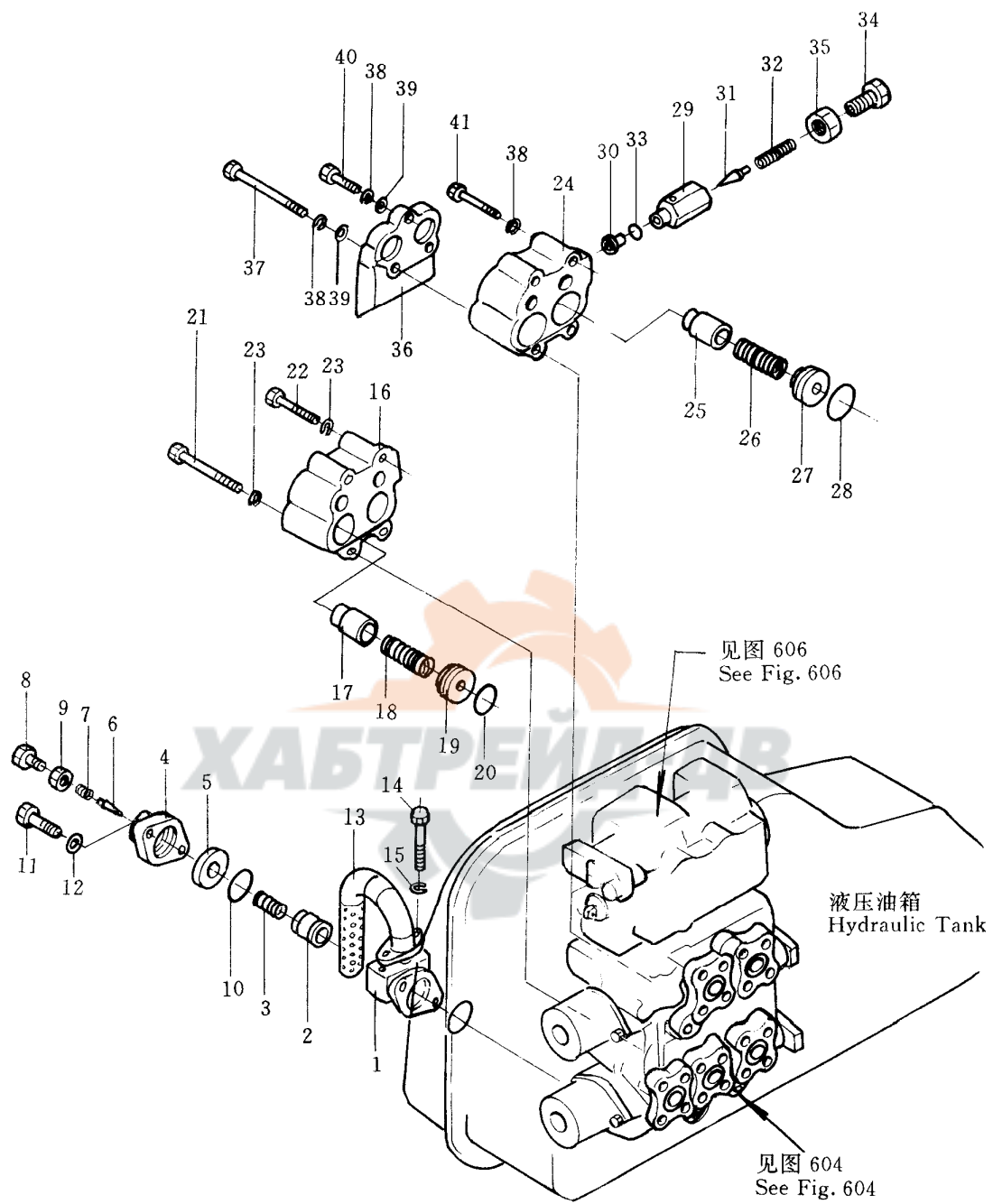


## 铲刀提升和松土器控制阀

### BLADE LIFT AND RIPPER CONTROL VALV

序号 Index No.	件号 Part No.	名称 Description	数量 Q'ty
	701-43-24002	工作装置操纵阀总成 work equipment control ass'y 此总成包括图 604 和 605 中的所有零件 this assembly consists of all parts in Fig.604 and 605	1
	701-40-51002	主溢流阀组件 main relief valve ass'y	1
1	701-40-51111	主溢流阀阀体 body, main relief valve	1
2	701-40-51120	主溢流阀阀芯 element, main relief valve	1
3	701-30-51130	主阀弹簧 spring, main valve	1
4	701-40-51130	法兰盖 case, pilot valve	1
5	701-30-51151	阀座 seat, valve	1
6	701-30-51160	阀芯 poppet	1
7	701-30-51170	顶针弹簧 spring, poppet	1
8	701-30-51160	螺塞 plug	1
9	701-30-51190	锁紧弹簧 spring, lock	1
10	07000-13048	O 型圈 O-ring	2
11	01011-31405	螺栓 bolt	2
12	01602-01442	弹簧垫圈 washer, spring	2
13	701-40-51160	缓冲管 tube, baffle	1
14	01010-31030	螺栓 bolt	2
15	01602-01030	弹簧垫圈 washer, spring	2
	701-40-61002	补油阀总成 suction valve ass'y	1
16	701-40-61152	补油阀体 body, suction valve	1
17	701-40-61120	阀芯 element, valve	2
18	701-50-61131	弹簧 spring	2
19	701-40-72120	座 seat	2
20	07000-13040	O 型圈 O-ring	2
21	01011-31420	螺栓 bolt	2
22	01010-31495	螺栓 bolt	2
23	01602-01442	弹簧垫圈 washer, spring	4
	701-40-62002	安全阀和补油阀总成 safety and suction valve ass'y	1
24	701-40-62162	吸入阀体 body, suction valve	1
25	701-40-61120	吸入阀芯 element, suction valve	2

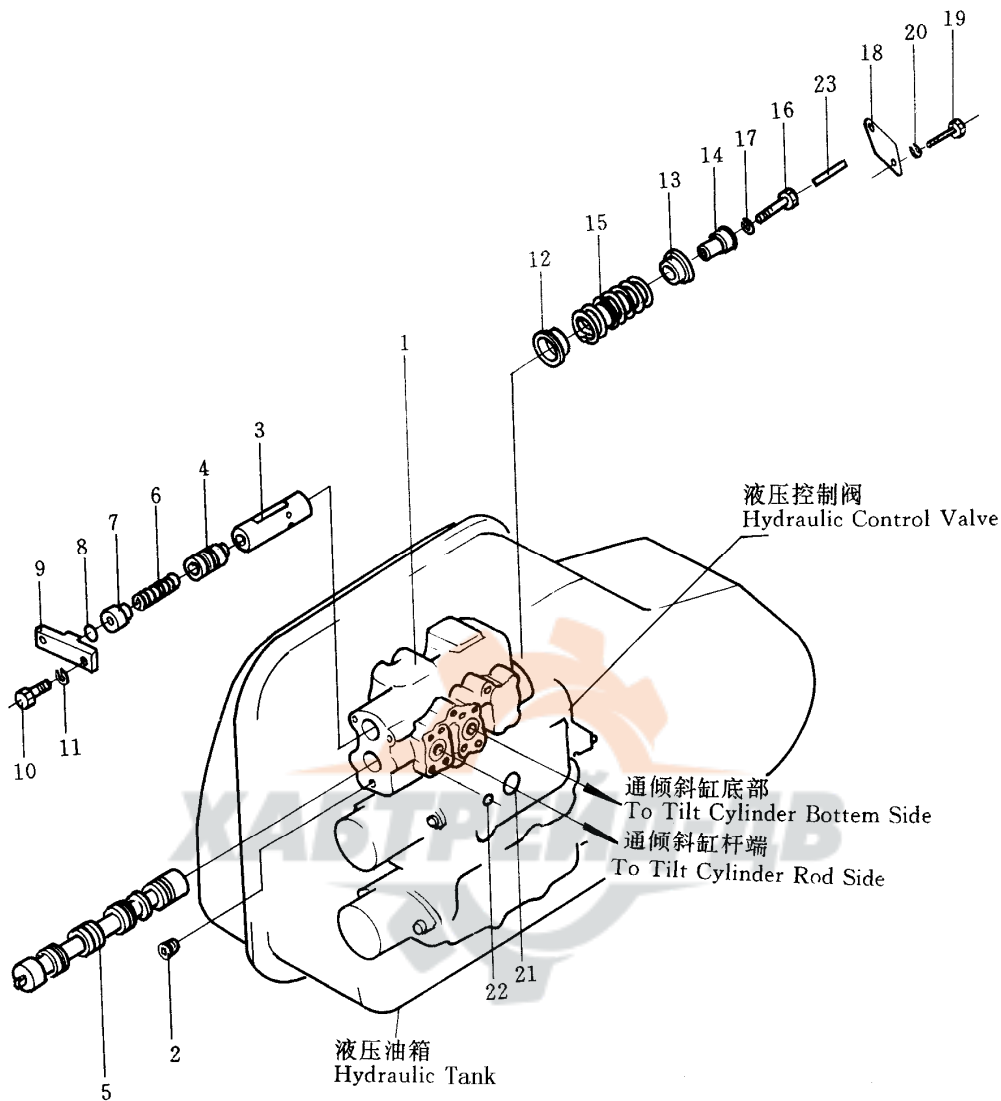
第 605 图 铲刀提升机构及松土器控制阀 (2/2)  
 Fig.605 BLADE LIFT AND RIPPER CONTROL VALVE



铲刀提升和松土器控制阀  
BLADE LIFT AND RIPPER CONTROL VALV

序号 Index No.	件号 Part No.	名称 Description	数量 Q'ty
26	701-50-61131	弹簧 spring	2
27	701-40-72120	座 seat	2
28	07000-13040	O型圈 O-ring	2
29	701-30-72112	安全阀体 body, safety valve	1
30	701-30-72122	阀座 seat, valve	1
31	701-30-72132	阀芯 poppet, valve	1
32	701-30-72140	弹簧 spring	1
33	07002-13034	O型圈 O-ring	1
34	701-30-72150	螺塞 plug	1
35	01583-03018	螺母 nut	1
36	701-40-62171	阀体 body, valve	1
37	01011-31645	螺栓 bolt	2
38	01602-01442	弹簧垫圈 washer, spring	5
39	01643-31445	垫圈 washer	3
40	01010-31455	螺栓 bolt	1
41	01010-31495	螺栓 bolt	2

第 606 图 铲刀倾斜控制阀  
 Fig.606 BLADE TILT CONTROL VALVE

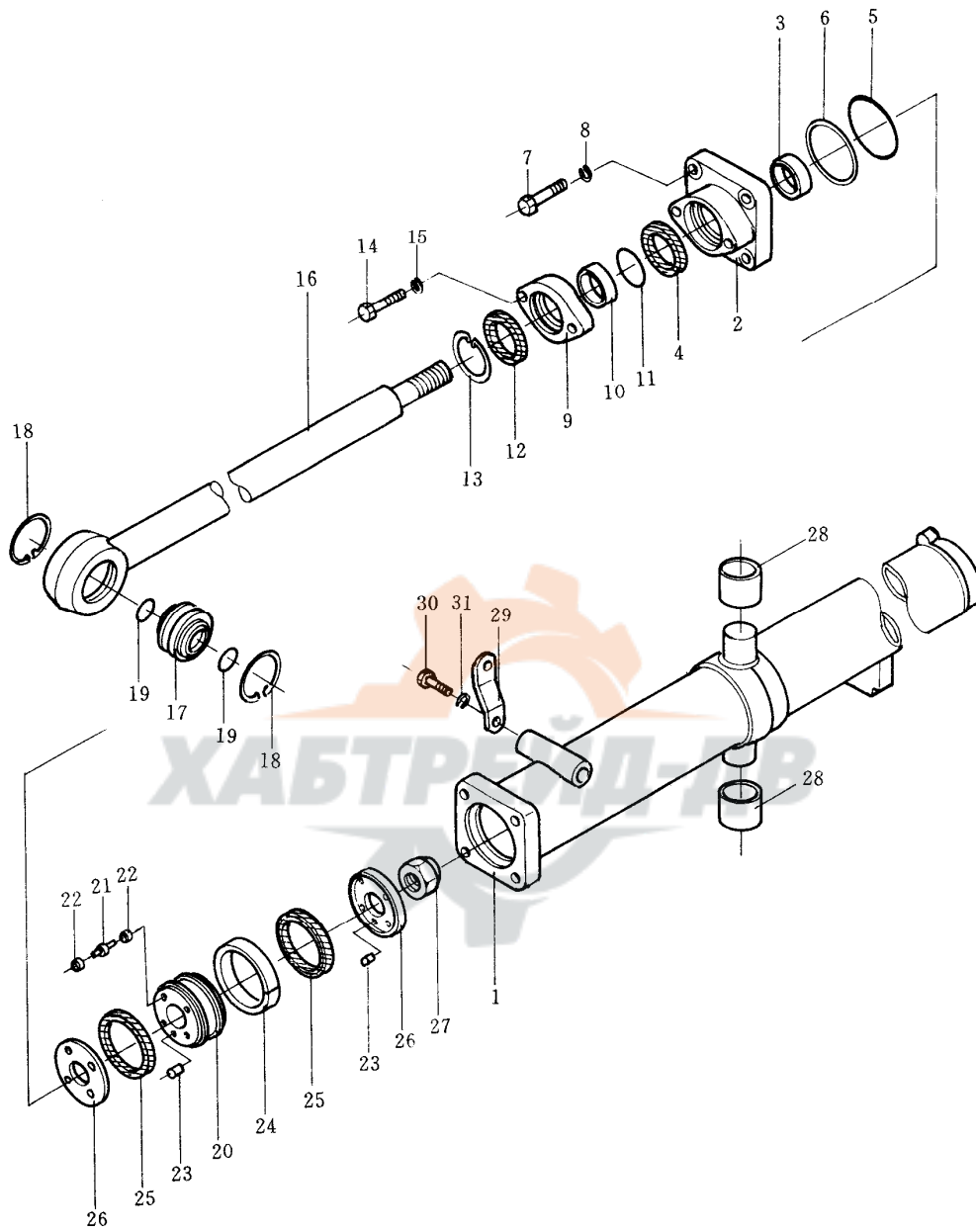


## 铲刀倾斜控制阀

### BLADE TILT CONTROL VALVE

序号 Index No.	件号 Part No.	名称 Description	数量 Q'ty
	701-41-11006	铲刀倾斜控制阀总成 blade tilt control valve	1
1	701-41-31320	控制阀体 body, valve	1
2	07042-00415	螺塞 plug	1
3	701-41-31121	阀套 collar	1
4	701-41-31130	阀杆 valve, flow check	1
5	701-43-31480	倾斜控制阀 spool, tilt control valve	1
6	701-41-31180	弹簧 spring	1
7	701-41-31150	座 seat	1
8	07000-13028	O 型圈 O-ring	1
9	701-51-31172	板 plate	1
10	01010-31450	螺栓 bolt	2
11	01602-01442	弹簧垫圈 washer, spring	2
12	701-43-31181	隔套 spacer	1
13	701-43-31191	隔套 spacer	1
14	701-43-31291	轴套 collar	1
15	701-43-31221	弹簧 spring	1
16	01010-31290	螺栓 bolt	1
17	01602-01236	弹簧垫圈 washer, spring	1
18	701-43-31460	板 plate	1
19	01011-31215	螺栓 bolt	2
20	01602-01236	弹簧垫圈 washer, spring	2
21	701-51-31250	O 型圈 O-ring	2
22	07000-02015	O 型圈 O-ring	11
23	701-43-31470	垫管 collar	2

第 607 图 铲刀提升油缸  
Fig.607 BLADE LIFT CYLINDER



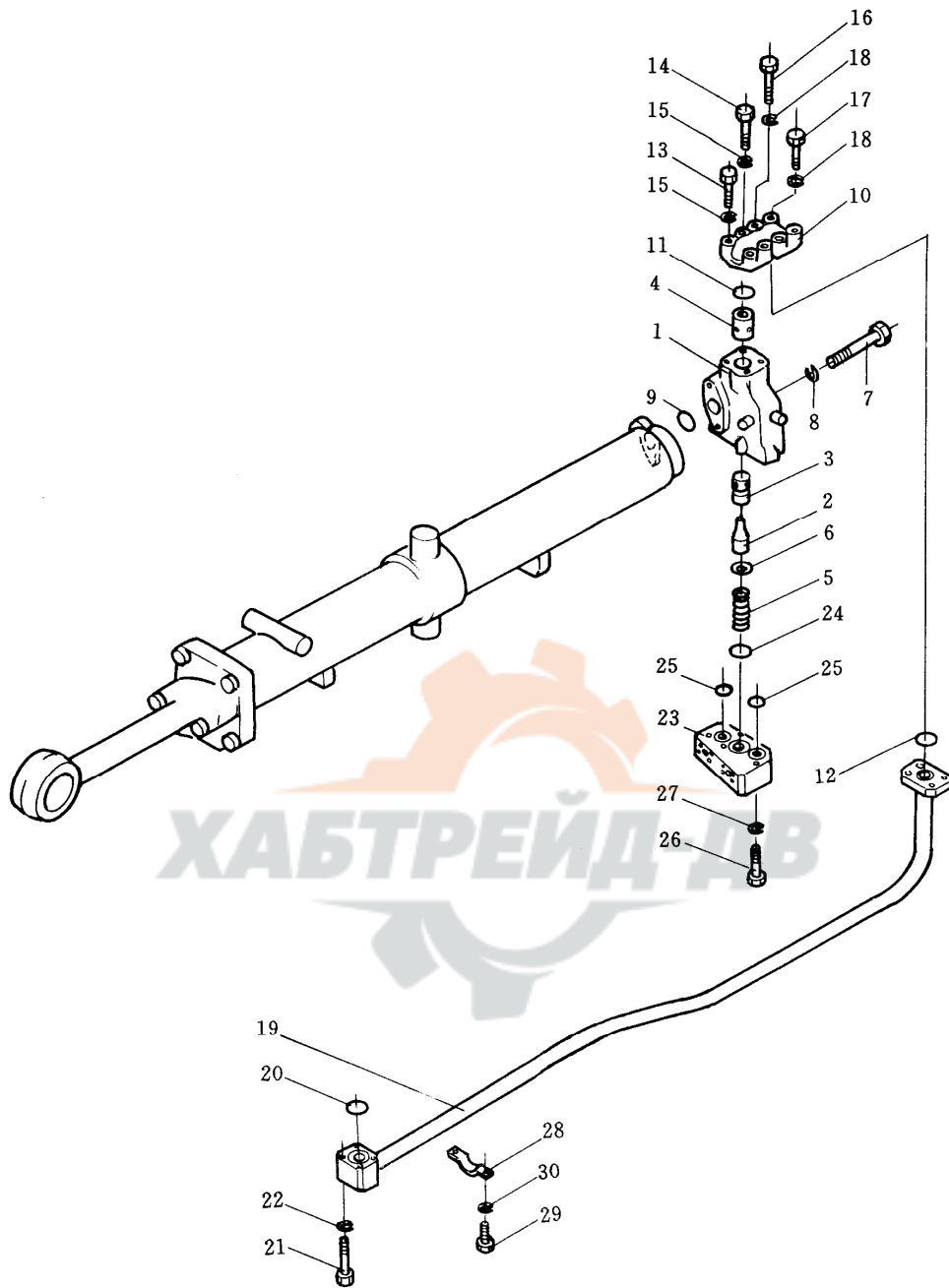


## 铲刀提升油缸

### BLADE LIFT CYLINDER

序号 Index No.	件号 Part No.	名称 Description	数量 Q'ty
	175-63-13300	左油缸总成	1
	175-63-13400	右油缸总成	1
		本总成由图 607 和 608 所示零件组成 this assembly consists of all parts in Fig.607 and 608	
1	175-63-13141	油缸 cylinder	1
2	175-63-13131	缸头 head, cylinder	1
3	07177-07530	衬套 bushing	1
4	707-51-75110	密封圈 packing, rod	1
5	07000-12135	O 型圈 O-ring	1
6	07146-02136	挡环 ring, back-up	1
7	01010-52470	螺栓 bolt	4
8	01602-22472	弹簧垫圈 washer, spring	4
9	175-63-13630	密封盖 gland	1
10	07177-07515	衬套 bushing	1
11	07000-03095	O 型圈 O-ring	1
12	144-63-94170	防尘密封圈 seal, dust	1
13	07179-00097	挡圈 ring, snap	1
14	01010-51635	螺栓 bolt	2
15	01602-21648	弹簧垫圈 washer, spring	2
16	175-63-13120	活塞杆 rod, piston	1
17	07137-05008	向心关节轴承 bearing	1
18	04065-01140	挡圈 ring, snap	2
19	07000-03050	O 型圈 O-ring	2
20	175-63-92662	活塞 piston	1
21	175-63-12550	活塞阀 valve	4
22	175-63-12650	阀座 seat	8
23	04020-00616	销 pin	2
24	07155-01435	活塞环 ring, piston	1
25	707-44-14080	密封圈 packing, piston	2
26	707-40-12352	挡板 retainer	2
27	07165-14547	螺母 nut	1
28	175-63-12540	衬套 bushing	2
29	175-63-12370	板 plate	1
30	01010-51245	螺栓 bolt	1
31	01602-21236	弹簧垫圈 washer, spring	1

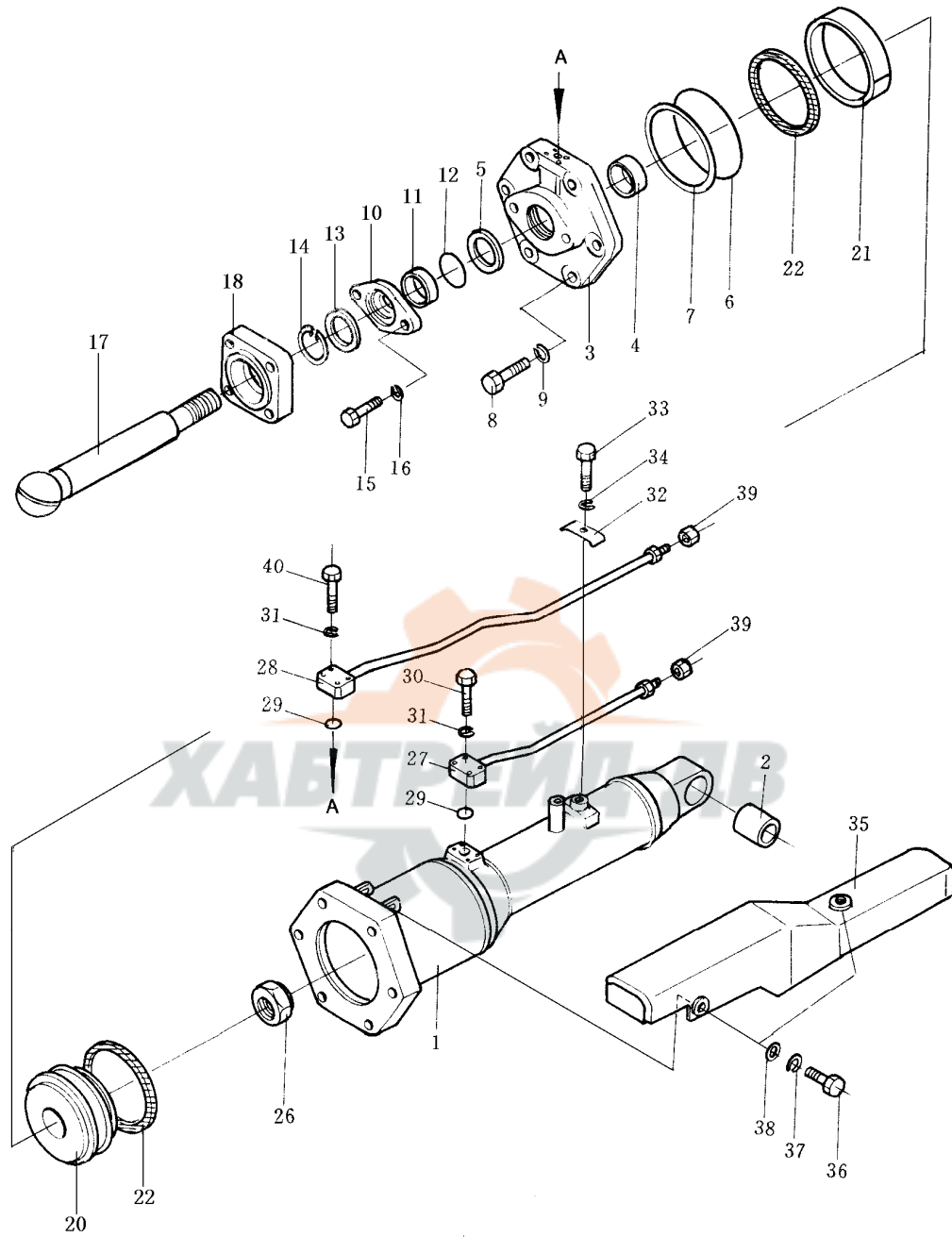
第 608 图 快速下降阀  
Fig.608 QUICK DROP VALVE



快速下降阀  
QUICK DROP VALVE

序号 Index No.	件号 Part No.	名称 Description	数量 Q'ty
	175-63-13300	左铲刀提升缸总成 blade lift cylinder ass'y L.H	1
	175-63-13400	右铲刀提升缸总成 blade lift cylinder ass'y R.H	1
		本总成由图 607 和 608 所示零件组成 this assembly consists of all parts in Fig.607 and 608	
	195-63-14001	快速下降阀总成 quick drop valve ass'y	1
1	195-63-14111	阀体 body, valve	1
2	195-63-14140	阀 valve	1
3	195-63-14150	阀 valve	1
4	195-63-14152	阀套 collar	1
5	195-63-14180	弹簧 spring	1
6	01642-21216	垫圈 washer	1
7	01011-51615	螺栓 bolt	2
8	01602-21648	弹簧垫圈 washer, spring	2
9	07000-12055	O 型圈 O-ring	1
10	195-63-14130	弯头 elbow	1
11	07000-13048	O 型圈 O-ring	1
12	07000-13045	O 型圈 O-ring	1
13	01010-51065	螺栓 bolt	2
14	01010-51075	螺栓 bolt	2
15	01602-21030	弹簧垫圈 washer, spring	4
16	01010-51280	螺栓 bolt	2
17	01010-51270	螺栓 bolt	2
18	01602-21236	弹簧垫圈 washer, spring	4
19	175-63-13461	左管 tube, L.H	1
	175-63-13471	右管 tube, R.H	1
20	07000-13035	O 型圈 O-ring	1
21	01010-51085	螺栓 bolt	4
22	01602-21030	弹簧垫圈 washer, spring	4
23	175-63-13562	左阀块 block(L)	1
	175-63-13572	右阀块 block(R)	1
24	07000-13045	O 型圈 O-ring	1
25	07000-13038	O 型圈 O-ring	2
26	01010-51275	螺栓 bolt	5
27	01602-21236	弹簧垫圈 washer, spring	5
28	07282-03411	管夹 clip	1
29	01010-51020	螺栓 bolt	2
30	01602-21030	弹簧垫圈 washer, spring	2

第 609 图 铲刀倾斜油缸  
Fig.609 BLADE TILT CYLINDER

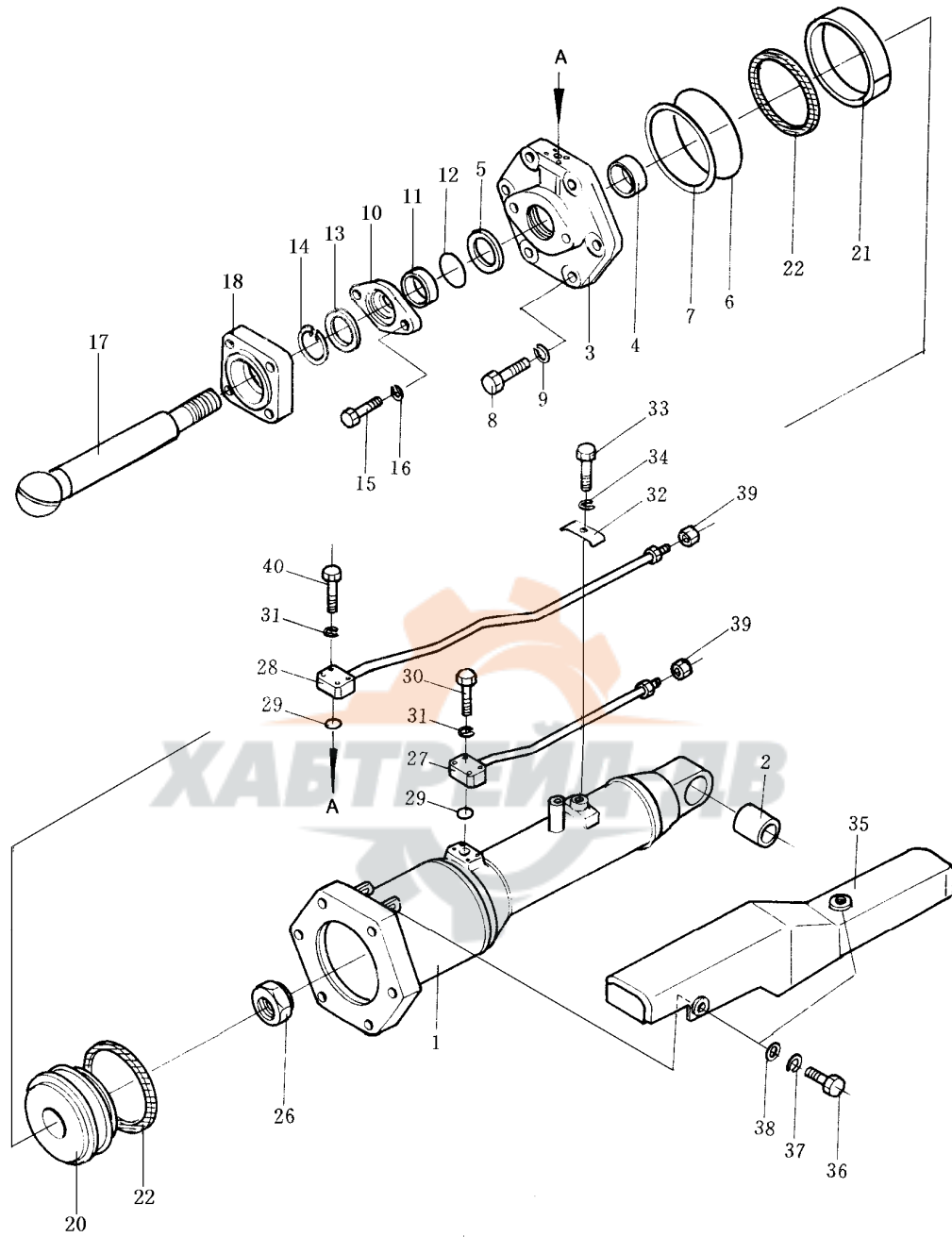


铲刀倾斜油缸

BLADE TILT CYLINDER

序号 Index No.	件号 Part No.	名称 Description	数量 Q'ty
	175-63-52700	铲刀倾斜油缸总成 blade tilt cylinder ass'y	1
1	175-63-52452	缸 cylinder	1
2	195-63-52160	衬套 bushing	1
3	195-63-42133	油缸头 head, cylinder	1
4	07177-09035	衬套 bushing	1
5	707-51-90110	密封圈 packing, rod	1
6	07000-15220	O型圈 O-ring	1
7	07001-05220	挡环 ring, back-up	1
8	01051-53000	螺栓 bolt	6
9	01601-23075	弹簧垫圈 washer, spring	6
10	195-63-52470	密封盖 cover	1
11	07177-09020	衬套 bushing	1
12	07000-03110	O型圈 O-ring	1
13	195-63-94170	防尘圈 seal, dust	1
14	07179-00113	挡圈 ring, snap	1
15	01010-51865	螺栓 bolt	2
16	01602-21854	弹簧垫圈 washer, spring	2
17	175-63-52422	活塞杆 rod, piston	1
18	175-71-11211	盖 cap	1
20	707-36-22550	活塞 piston	1
21	07155-02250	活塞环 ring, piston	1
22	707-44-22080	密封圈 packing, piston	2
26	07165-16870	螺母 nut	1
27	175-63-52552	管 tube	1
28	175-63-52562	管 tube	1
29	07000-13035	O型圈 O-ring	2
30	01010-51050	螺栓 bolt	4

第 609 图 铲刀倾斜油缸  
Fig.609 BLADE TILT CYLINDER

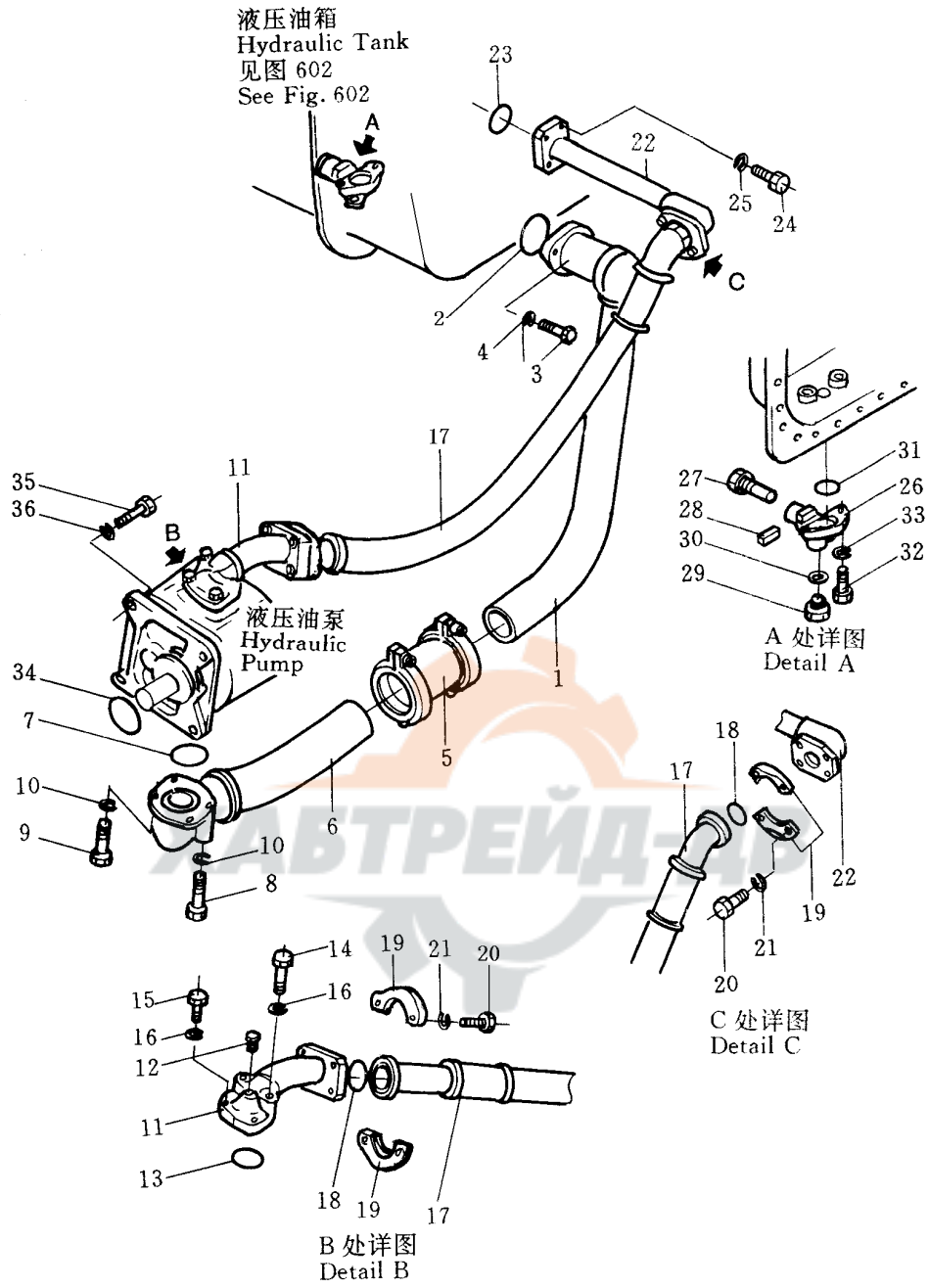


铲刀倾斜油缸  
BLADE TILT CYLINDER

序号 Index No.	件号 Part No.	名称 Description	数量 Q'ty
31	01602-21030	弹簧垫圈 washer, spring	8
32	195-63-52871	压板 plate	1
33	01010-51420	螺栓 bolt	1
34	01602-21442	弹簧垫圈 washer, spring	1
35	175-63-52572	盖 cover	1
36	01010-51440	螺栓 bolt	3
37	01602-21442	弹簧垫圈 washer, spring	3
38	01643-31445	垫圈 washer	3
39	195-63-52990	螺塞 plug	2
40	01010-51030	螺栓 bolt	4



第 610 图 液压管路总成(油箱到油泵)  
 Fig.610 HYDRAULIC PIPING(TANK TO PUMP)



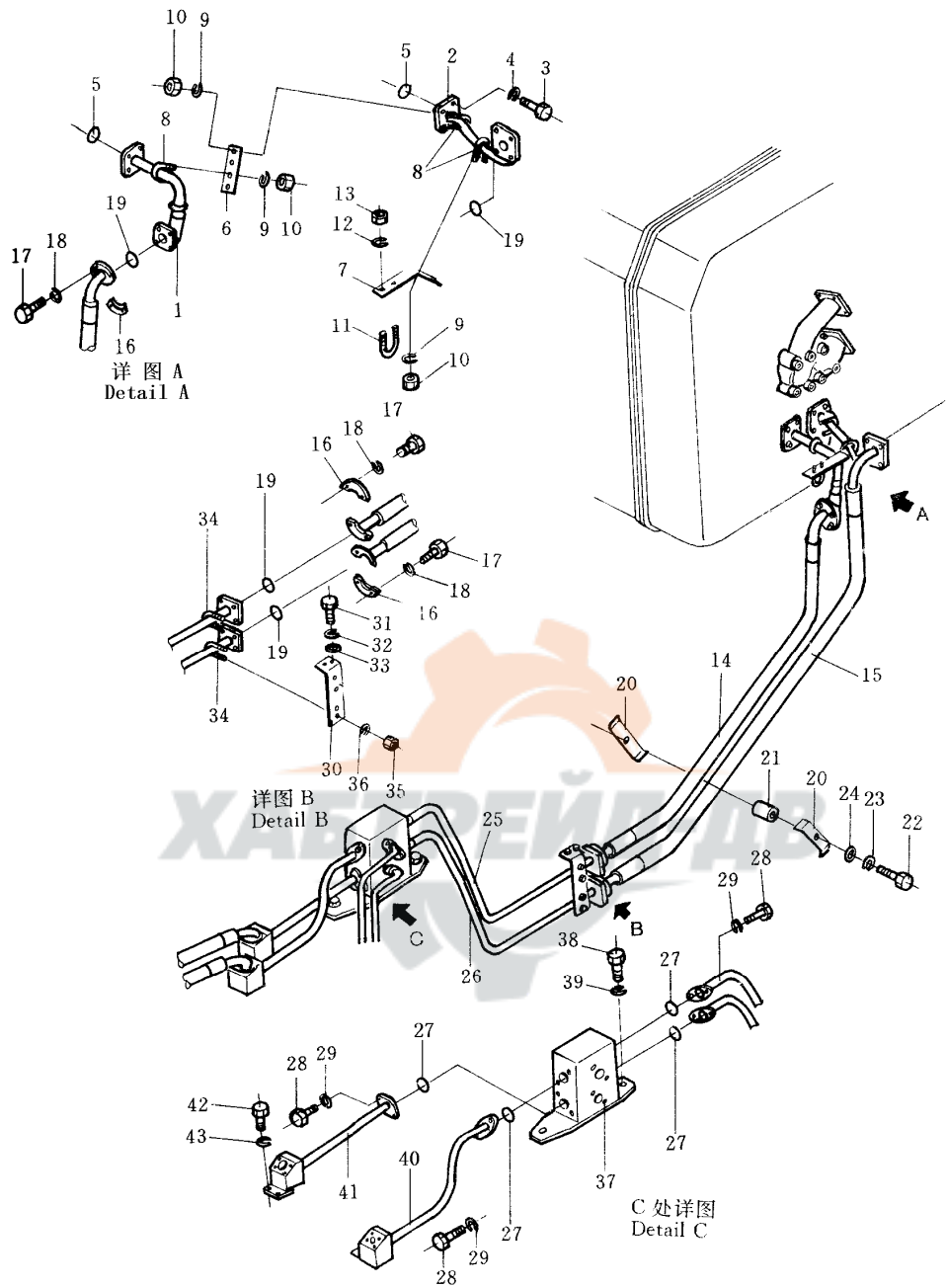


液压管路总成(油箱到油泵)

HYDRAULIC PIPING(TANK TO PUMP)

序号 Index No.	件号 Part No.	名称 Description	数量 Q'ty
1	175-60-26114	管 tube	1
2	07000-02075	O型圈 O-ring	1
3	01010-51445	螺栓 bolt	2
4	01602-21442	弹簧垫圈 washer, spring	2
5	07332-02400	联轴节 coupling ass'y	1
6	175-60-26141	管 tube	1
7	07000-02070	O型圈 O-ring	1
8	01011-51200	螺栓 bolt	2
9	01010-51245	螺栓 bolt	2
10	01602-21236	弹簧垫圈 washer, spring	4
11	175-60-26162	管 tube	1
12	07042-10108	螺塞 plug	1
13	07000-13050	O型圈 O-ring	1
14	01010-51285	螺栓 bolt	2
15	01010-51255	螺栓 bolt	2
16	01602-21236	弹簧垫圈 washer, spring	4
17	07114-01409	软管 hose	1
18	07000-13048	O型圈 O-ring	2
19	07371-21465	法兰 flange	4
20	07372-21240	螺栓 bolt	8
21	01602-21236	弹簧垫圈 washer, spring	8
22	175-60-26182	管 tube	1
23	07000-13048	O型圈 O-ring	1
24	01010-51250	螺栓 bolt	4
25	01602-21236	弹簧垫圈 washer, spring	4
	155-60-12500	阀总成 valve ass'y	1
26	155-60-12510	阀体 body, valve	1
27	155-60-12520	阀 valve	1
28	04025-00532	弹性销 pin, spring	1
29	07040-12414	螺塞 plug	1
30	07005-02416	组合垫圈 washer, seal	1
31	07000-03025	O型圈 O-ring	1
32	01010-51025	螺栓 bolt	2
33	01602-21030	弹簧垫圈 washer, spring	2
34	07000-03092	O型圈 O-ring	1
35	01010-51445	螺栓 bolt	4
36	01602-21442	弹簧垫圈 washer, spring	4

第 611 图 液压管路系统(铲刀提升) (1/2)  
 Fig.611 HYDRAULIC PIPING(FOR BLADE LIFT)

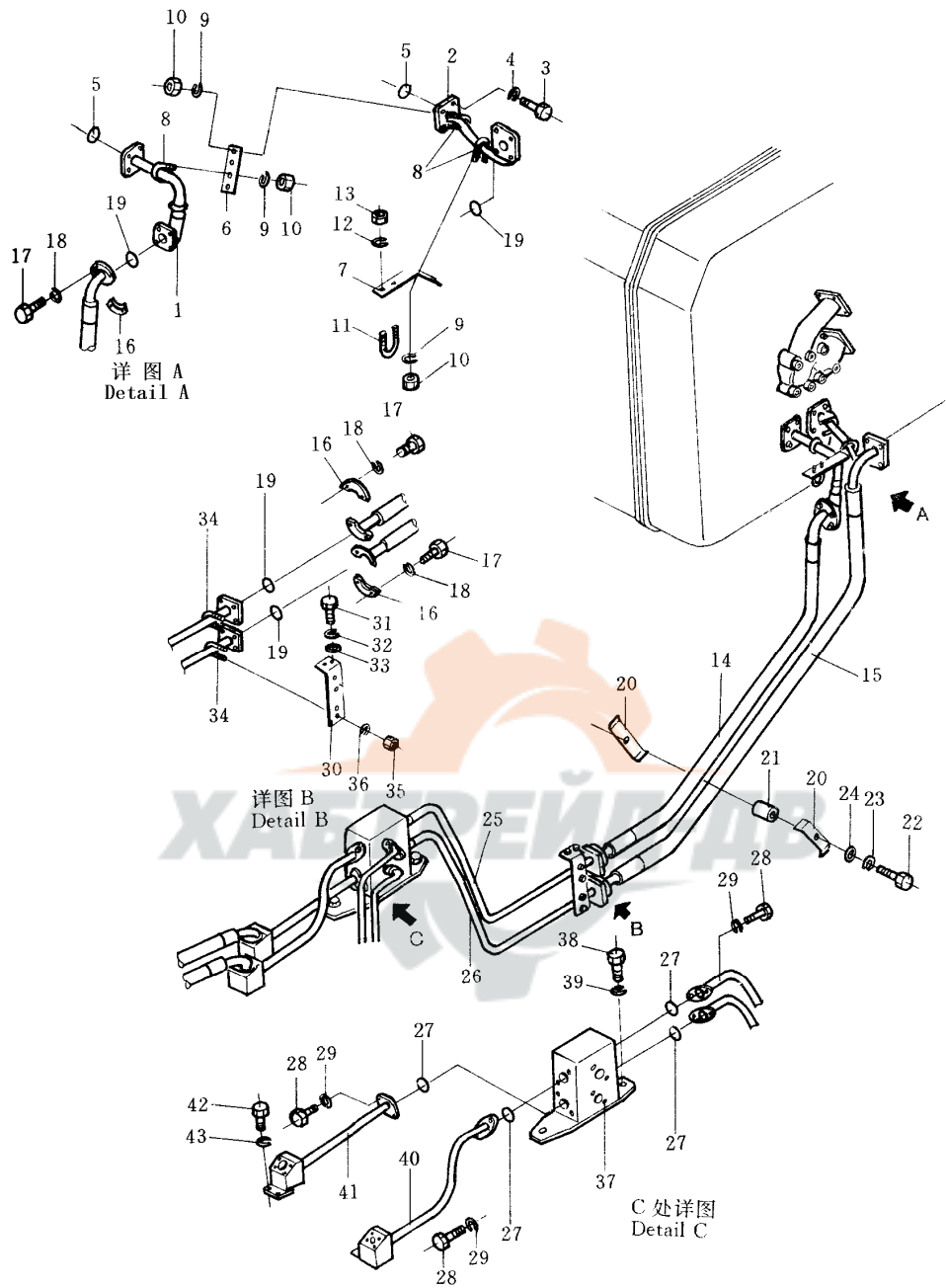


液压管路系统（铲刀提升）（1/2）

HYDRAULIC PIPING (FOR BLADE LIFT)

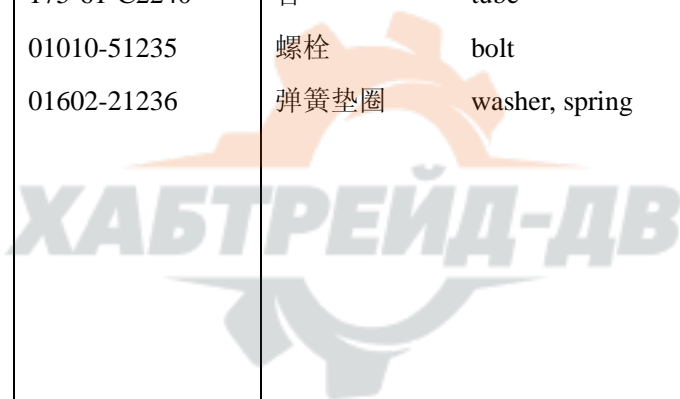
序号 Index No.	件号 Part No.	名称 Description	数量 Q'ty
1	175-61-14451	管 tube	1
2	175-61-14463	管 tube	1
3	01010-51245	螺栓 bolt	8
4	01602-21236	弹簧垫圈 washer, spring	8
5	07000-13048	O型圈 O-ring	2
6	175-61-17210	板 plate	1
7	175-61-17220	板 plate	1
8	07283-23442	U形夹 clip	3
9	01643-31032	垫圈 washer	6
10	01599-01011	螺母 nut	6
11	07283-24346	U形夹 clip	1
12	01643-31032	垫圈 washer	2
13	01599-01011	螺母 nut	2
14	07118-01214	软管 hose	1
15	07118-01217	软管 hose	1
16	07371-31255	法兰 flange	8
17	01010-51035	螺栓 bolt	16
18	01602-21030	弹簧垫圈 washer, spring	16
19	07000-13038	O型圈 O-ring	4
20	175-61-17230	夹 clamp	2
21	175-61-17240	套管 collar	1
22	01010-51290	螺栓 bolt	1
23	01602-21236	弹簧垫圈 washer, spring	1
24	01643-31232	垫圈 washer	1
25	175-61-C2110	管 tube	1
26	175-61-C2120	管 tube	1
27	07000-13035	O型圈 O-ring	4
28	01010-51240	螺栓 bolt	8
29	01602-21236	弹簧垫圈 washer, spring	8
30	175-61-C2130	托架 bracket	1

第 611 图 液压管路系统(铲刀提升) (1/2)  
 Fig.611 HYDRAULIC PIPING(FOR BLADE LIFT)

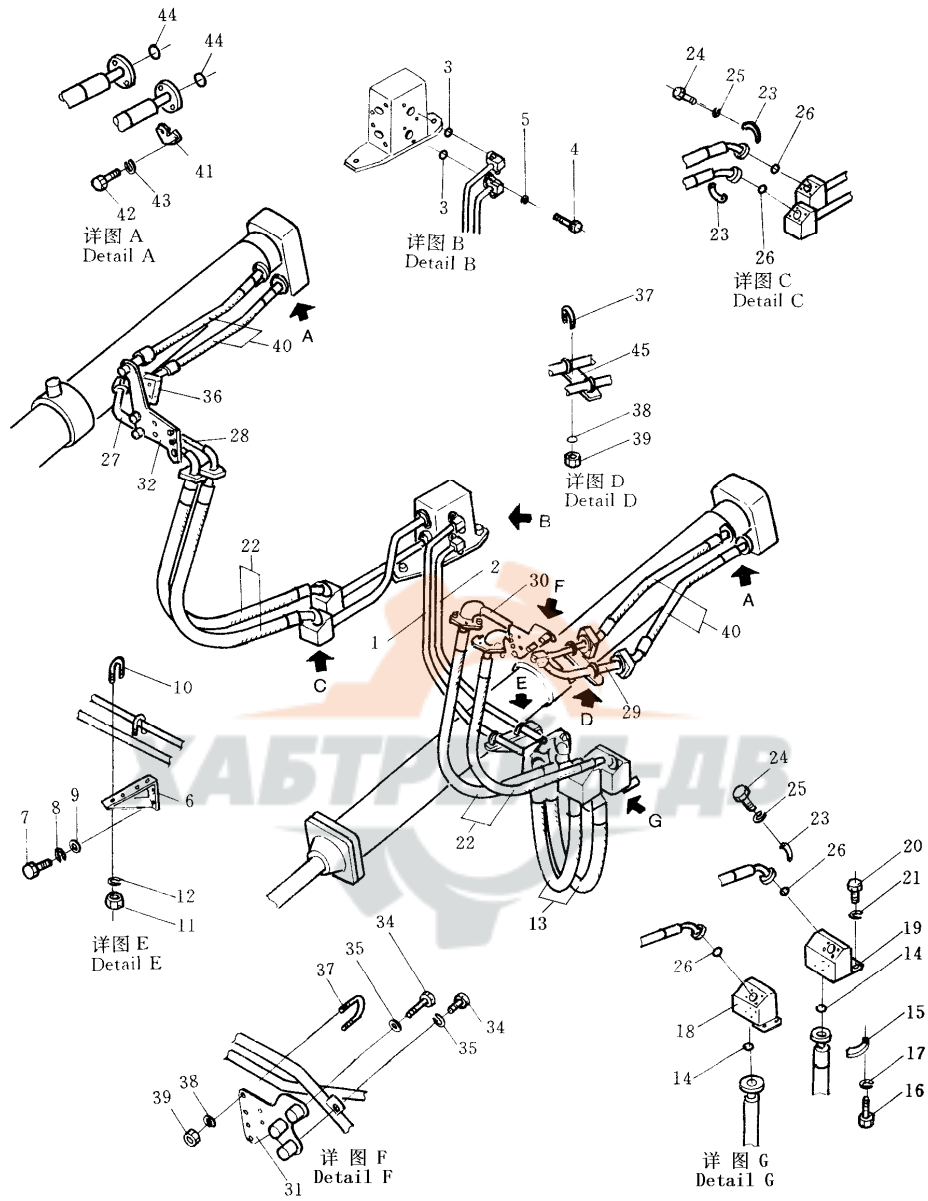


液压管路系统（铲刀提升）（1/2）  
HYDRAULIC PIPING（FOR BLADE LIFT）

序号 Index No.	件号 Part No.	名称 Description	数量 Q'ty
31	01010-31235	螺栓 bolt	2
32	01602-21236	弹簧垫圈 washer, spring	2
33	01643-31322	垫圈 washer	2
34	07283-23442	U形夹 clip	2
35	01599-01011	螺母 nut	4
36	01643-31032	垫圈 washer	4
37	175-61-C2140	法兰块 block	1
38	01010-51660	螺栓 bolt	2
39	01602-21648	弹簧垫圈 washer, spring	2
40	175-61-C2220	管 tube	1
41	175-61-C2240	管 tube	1
42	01010-51235	螺栓 bolt	4
43	01602-21236	弹簧垫圈 washer, spring	4



第 612 图 液压管路系统 (铲刀提升) (2/2)  
 Fig.612 HYDRAULIC PIPING(FOR BLADE LIFT)

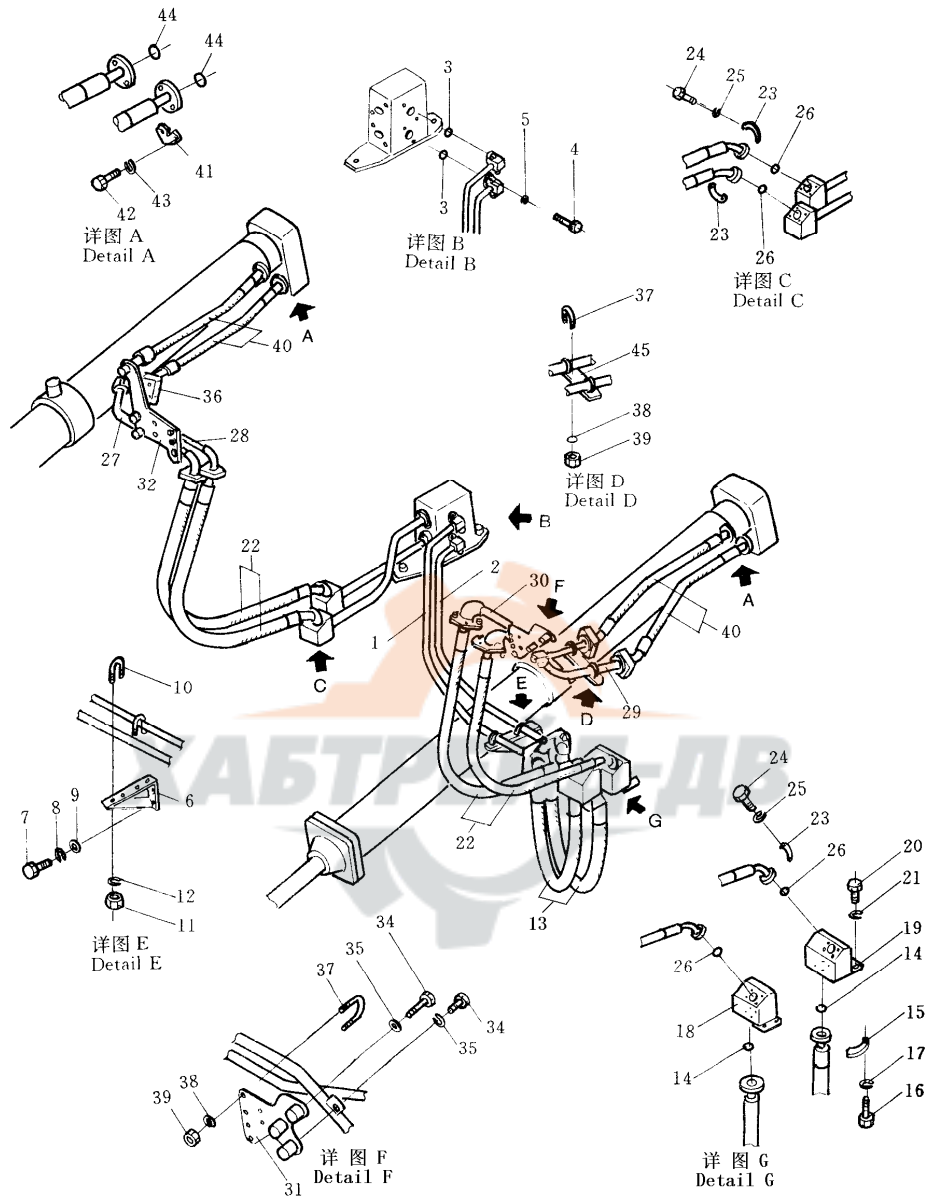


液压管路系统（铲刀提升）（2/2）

HYDRAULIC PIPING (FOR BLADE LIFT)

序号 Index No.	件号 Part No.	名称 Description	数量 Q'ty
1	175-61-C2150	管 tube	1
2	175-61-C2160	管 tube	1
3	07000-13035	O型圈 O-ring	2
4	01010-51270	螺栓 bolt	4
5	01602-21236	弹簧垫圈 washer, spring	4
6	175-61-C2170	托架 bracket	1
7	01010-51255	螺栓 bolt	2
8	01602-21236	弹簧垫圈 washer, spring	2
9	01643-31232	垫圈 washer	2
10	07283-23442	U形夹 U clip	2
11	01599-01011	螺母 nut	4
12	01643-31032	垫圈 washer	4
13	07114-01009	软管 hose	2
14	07000-13032	O型圈 O-ring	4
15	07371-31049	法兰 flange	8
16	01010-51035	螺栓 bolt	16
17	01602-21030	弹簧垫圈 washer, spring	16
18	175-61-C2180	法兰块 block	1
19	175-61-C2190	法兰块 block	1
20	01010-51235	螺栓 bolt	4
21	01602-21236	弹簧垫圈 washer, spring	4
22	07114-01013	软管 hose	4
23	07371-31049	法兰 flange	16
24	01010-51035	螺栓 bolt	32
25	01602-21030	弹簧垫圈 washer, spring	32
26	07000-13032	O型圈 O-ring	8
27	175-61-18340	管 tube	1
28	175-61-18350	管 tube	1
29	175-61-18360	管 tube	1
30	175-61-18370	管 tube	1

第 612 图 液压管路系统 (铲刀提升) (2/2)  
 Fig.612 HYDRAULIC PIPING(FOR BLADE LIFT)



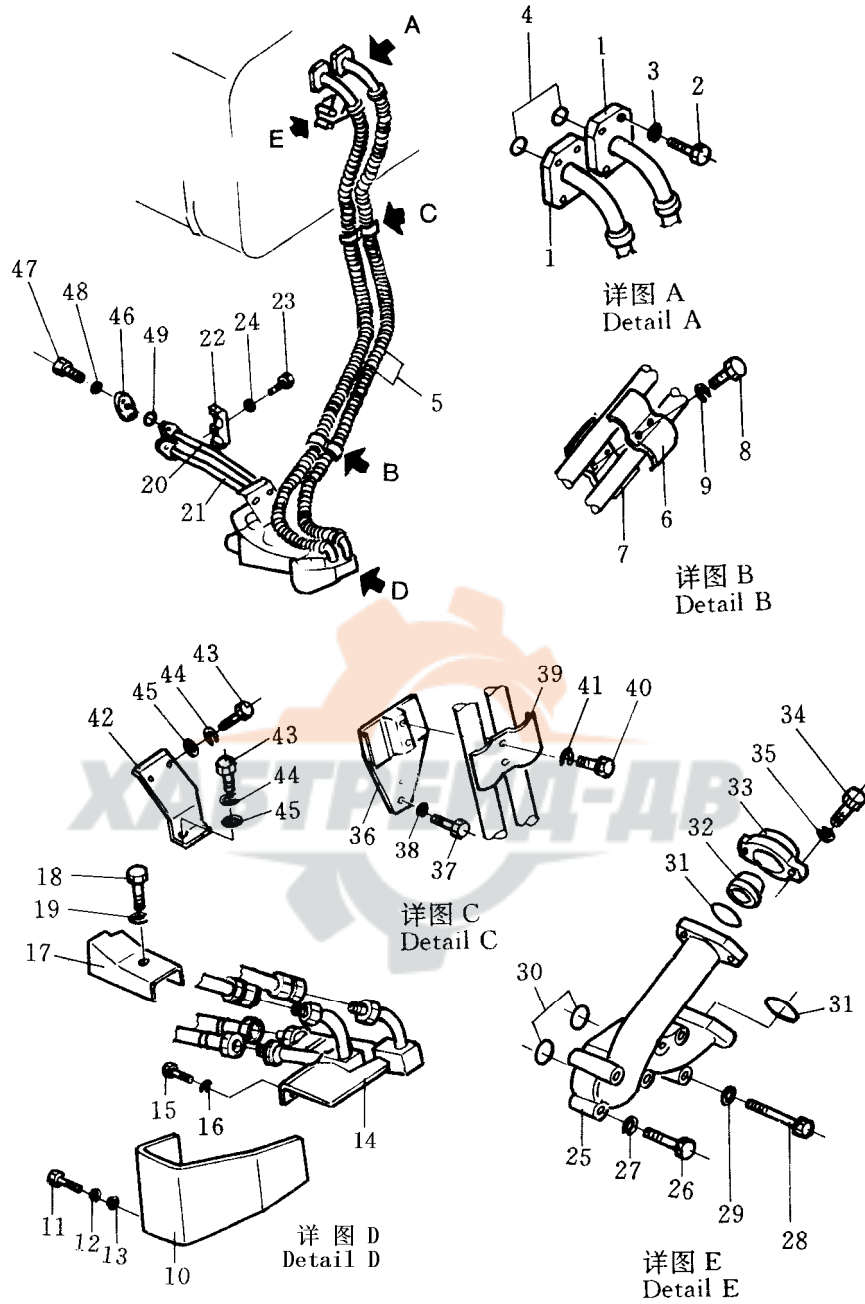


液压管路系统（铲刀提升）（2/2）

HYDRAULIC PIPING (FOR BLADE LIFT)

序号 Index No.	件号 Part No.	名称 Description	数量 Q'ty
31	175-61-18330	左板 plate, L.H	1
32	175-61-18380	右板 plate, R.H	1
34	01010-51255	螺栓 bolt	6
35	01602-21236	弹簧垫圈 washer, spring	6
36	175-61-13390	右板 plate, R.H	1
37	07283-23450	U形夹 U clip	8
38	01643-31032	垫圈 washer	16
39	01599-01011	螺母 nut	16
40	07114-01006	软管 hose	4
41	07371-31049	法兰 flange	16
42	01010-51035	螺栓 bolt	32
43	01602-21030	弹簧垫圈 washer, spring	32
44	07000-13032	O型圈 O-ring	8
45	175-61-18390	左板 plate, L.H	1

第 613 图 液压管路系统（用于铲刀倾斜及松土器）  
 Fig.613 HYDRAULIC PIPING (FOR BLADE TILT AND RIPPER)

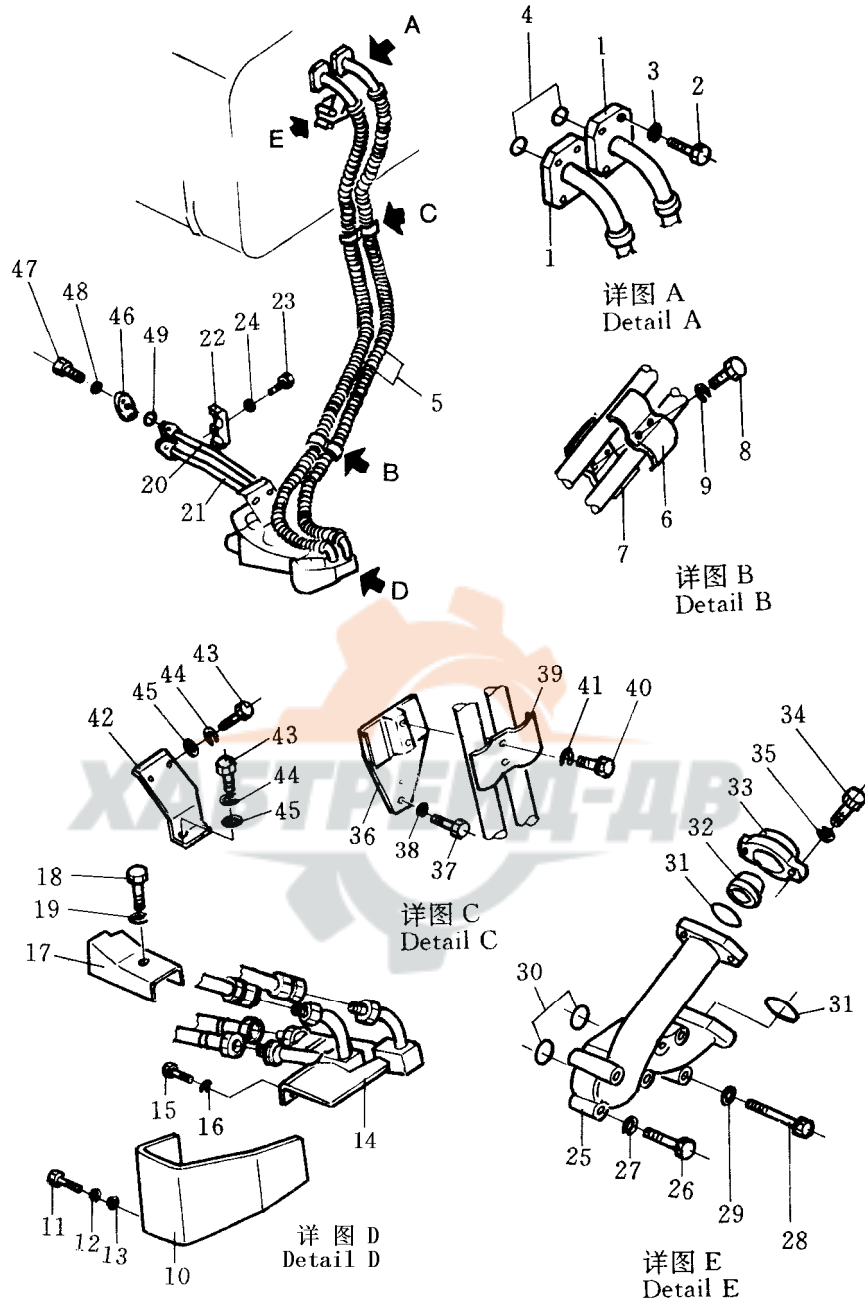


液压管路系统(用于铲刀倾斜及松土器)

HYDRAULIC PIPING(FOR BLADE TILT AND RIPPER)

序号 Index No.	件号 Part No.	名称 Description	数量 Q'ty
1	175-914-4111	管 tube	2
2	01010-51250	螺栓 bolt	8
3	01602-21236	弹簧垫圈 washer, spring	8
4	07000-13048	O型圈 O-ring	2
5	07109-20517	软管 hose	2
6	175-71-31370	夹子 clamp	1
7	175-914-4260	夹子 clamp	1
8	01010-51250	螺栓 bolt	2
9	01602-21236	弹簧垫圈 washer, spring	2
10	175-61-18162	托架 bracket	1
11	01010-51230	螺栓 bolt	2
12	01602-21236	弹簧垫圈 washer, spring	2
13	01643-31232	垫圈 washer	2
14	175-61-18112	管 tube	1
15	01010-51230	螺栓 bolt	2
16	01602-21236	弹簧垫圈 washer, spring	2
17	175-61-18120	罩 cover	1
18	01010-51230	螺栓 bolt	2
19	01602-21236	弹簧垫圈 washer, spring	2
20	175-61-18132	管 tube	1
21	175-61-18142	管 tube	1
22	175-61-18410	夹子 clamp	1
23	01010-51260	螺栓 bolt	1
24	01602-21236	弹簧垫圈 washer, spring	1
25	175-78-24411	弯头 elbow	1
26	01010-51270	螺栓 bolt	3
27	01612-21236	弹簧垫圈 washer, spring	3
28	01011-51205	螺栓 bolt	4
29	01602-01236	弹簧垫圈 washer, spring	4
30	07000-13048	O型圈 O-ring	2

第 613 图 液压管路系统（用于铲刀倾斜及松土器）  
 Fig.613 HYDRAULIC PIPING (FOR BLADE TILT AND RIPPER)

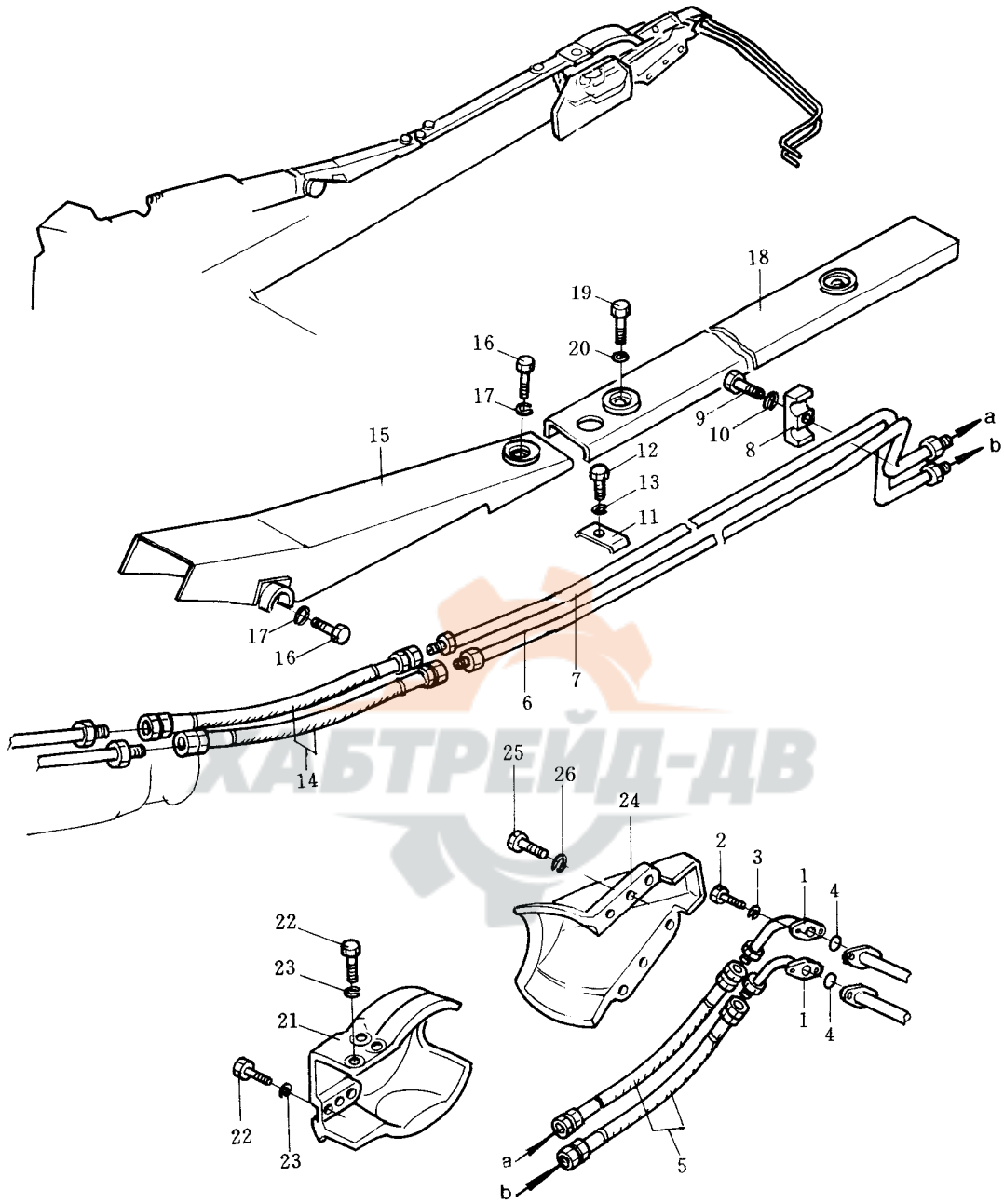


液压管路系统(用于铲刀倾斜及松土器)

HYDRAULIC PIPING(FOR BLADE TILT AND RIPPER)

序号 Index No.	件号 Part No.	名称 Description	数量 Q'ty
31	07000-13032	O型圈 O-ring	2
32	07378-01400	垫 gasket	2
33	07371-31465	法兰 flange	4
34	01010-51240	螺栓 bolt	8
35	01602-21236	弹簧垫圈 washer, spring	8
36	175-61-18210	托架 bracket	1
37	01010-51235	螺栓 bolt	2
38	01602-21236	弹簧垫圈 washer, spring	2
39	175-71-31370	夹子 clamp	1
40	01010-51230	螺栓 bolt	2
41	01602-21236	弹簧垫圈 washer, spring	2
42	175-61-18221	防护罩 cover	1
43	01010-51435	螺栓 bolt	3
44	01602-21442	弹簧垫圈 washer, spring	3
45	01643-31445	垫圈 washer	3
		以下四种零件为运送辅助装置	
46	175-61-18180	法兰 flange	2
47	01010-51240	螺栓 bolt	4
48	01602-21236	弹簧垫圈 washer, spring	4
49	07000-13022	O型圈 O-ring	2

第 614 图 液压管路系统(用于铲刀倾斜)  
Fig.614 HYDRAULIC PIPING(FOR BLADE TILT)

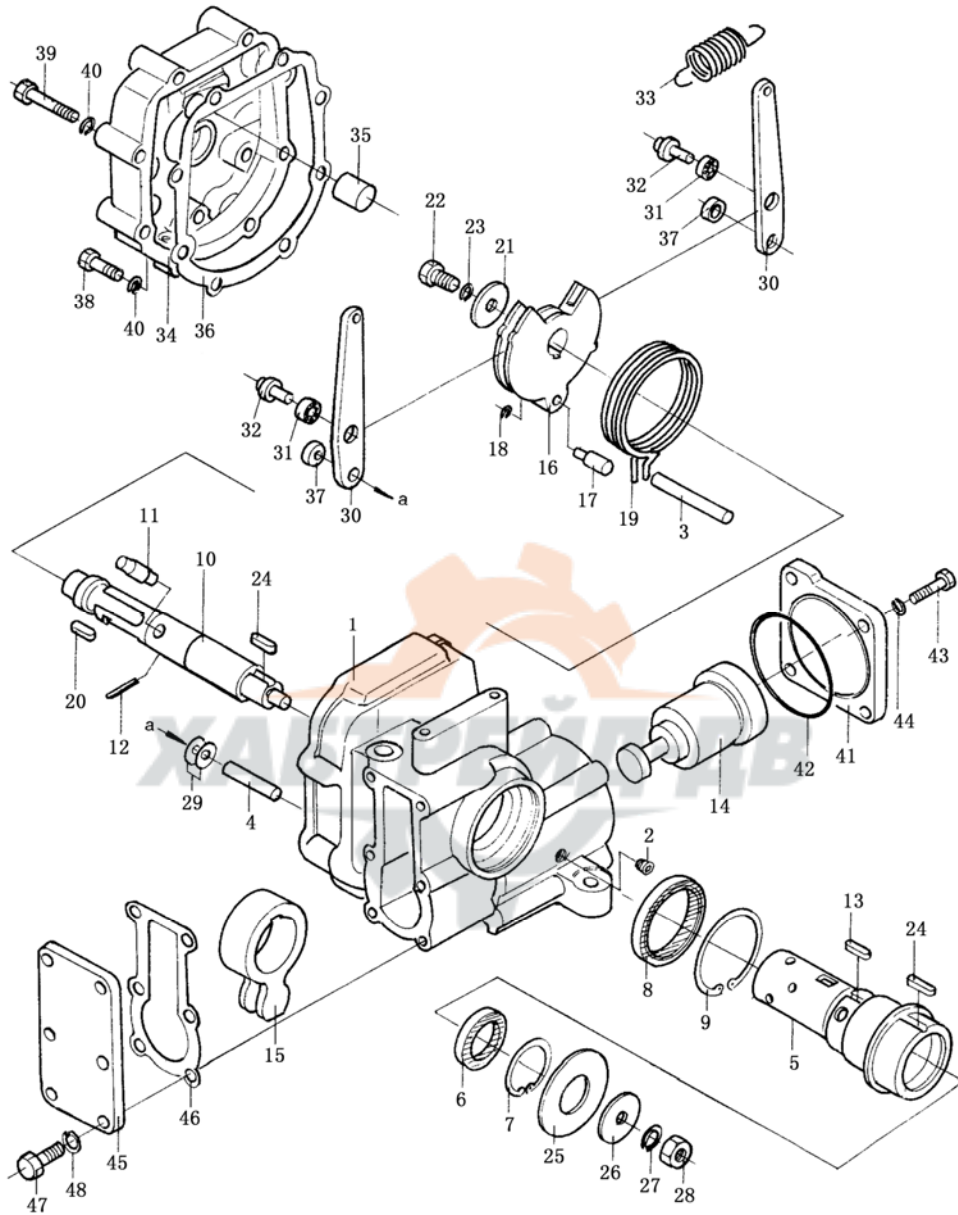


液压管路系统(用于铲刀倾斜)

HYDRAULIC PIPING(FOR BLADE TILT)

序号 Index No.	件号 Part No.	名称 Description	数量 Q'ty
1	175-71-31430	管 tube	2
2	01010-51240	螺栓 bolt	4
3	01602-21236	弹簧垫圈 washer, spring	4
4	07000-13022	O型圈 O-ring	2
5	07113-00506	软管 hose	2
6	175-71-31441	管 tube	1
7	175-71-31451	管 tube	1
8	175-61-18410	管夹 clamp	1
9	01010-51255	螺栓 bolt	1
10	01602-21236	弹簧垫圈 washer, spring	1
11	154-71-31410	夹子 clamp	1
12	01010-51425	螺栓 bolt	1
13	01643-31445	垫圈 washer	1
14	07113-00506	软管 hose	2
15	175-71-31353	罩 cover	1
16	01010-51435	螺栓 bolt	3
17	01643-31445	垫圈 washer	3
18	175-71-31342	罩 cover	1
19	01010-51435	螺栓 bolt	2
20	195-71-32220	垫圈 washer	2
21	175-71-31321	罩壳 cover	1
22	01010-52050	螺栓 bolt	7
23	01643-32060	弹簧垫圈 washer, spring	7
24	175-71-31331	罩壳 cover	1
25	01010-52050	螺栓 bolt	6
26	01643-32060	弹簧垫圈 washer, spring	6

第 615 图 铲刀提升机构伺服阀  
FIG.615 BLADE LIFT SERVO VALVE

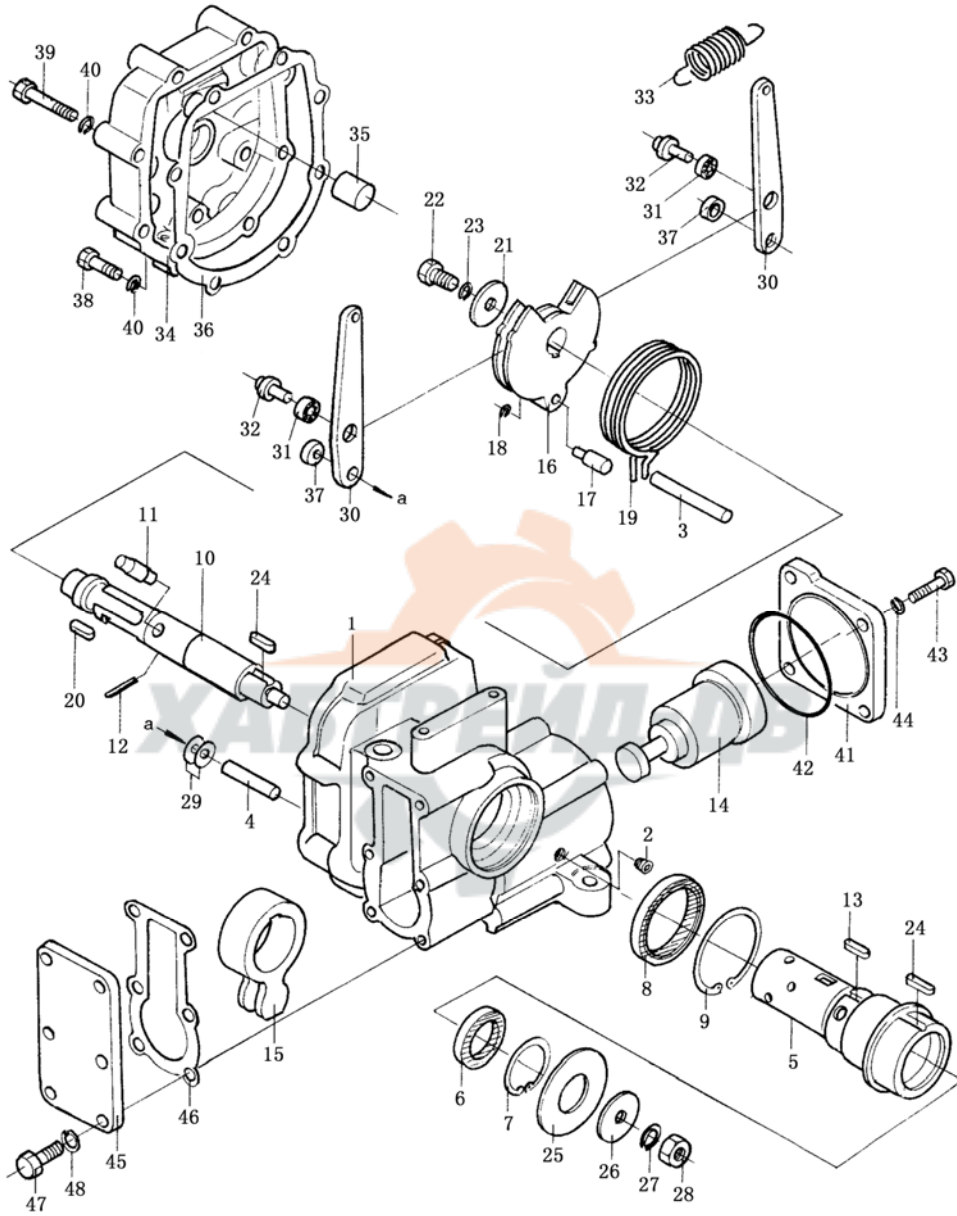




铲刀提升机构伺服阀  
BLADE LIFT SERVO VALVE

序号 Index No.	件号 Part No.	名称 Description	数量 Q'ty
	702-12-13001	伺服阀(铲刀提升)servo valve, for blade tilt	1
1	702-12-13110	壳体 housing	1
2	07043-00108	螺塞 plug	2
3	702-12-12140	销 pin	1
4	702-12-12150	销 pin	2
5	702-12-12160	套筒 sleeve	1
6	702-12-12390	油封 seal, oil	1
7	04065-04018	挡圈 ring, snap	1
8	702-12-12410	油封 seal, oil	1
9	04065-06020	挡圈 ring, snap	1
10	702-12-12170	转子 rotor	1
11	702-12-12180	销 pin	1
12	04025-00316	弹性销 pin, spring	1
13	04000-00520	键 key	1
14	702-12-12191	活塞 piston	1
15	702-12-12210	杆 rod	1
16	702-12-12221	止动器 detent	1
17	702-12-12230	销 pin	1
18	702-12-12240	环形垫 ring, snap	1
19	702-12-12251	弹簧 spring	1
20	04000-00515	键 key	1
21	702-12-12420	垫圈 washer	1
22	01010-50816	螺栓 bolt	1
23	01602-20825	弹簧垫圈 washer, spring	1
24	04000-00520	键 key	2
25	702-12-12280	垫圈 washer	1
26	702-12-12270	垫圈 washer	1
27	01580-11008	螺母 nut	1
28	01602-21030	弹簧垫圈 washer, spring	1

第 615 图 铲刀提升机构伺服阀  
FIG.615 BLADE LIFT SERVO VALVE



铲刀提升机构伺服阀

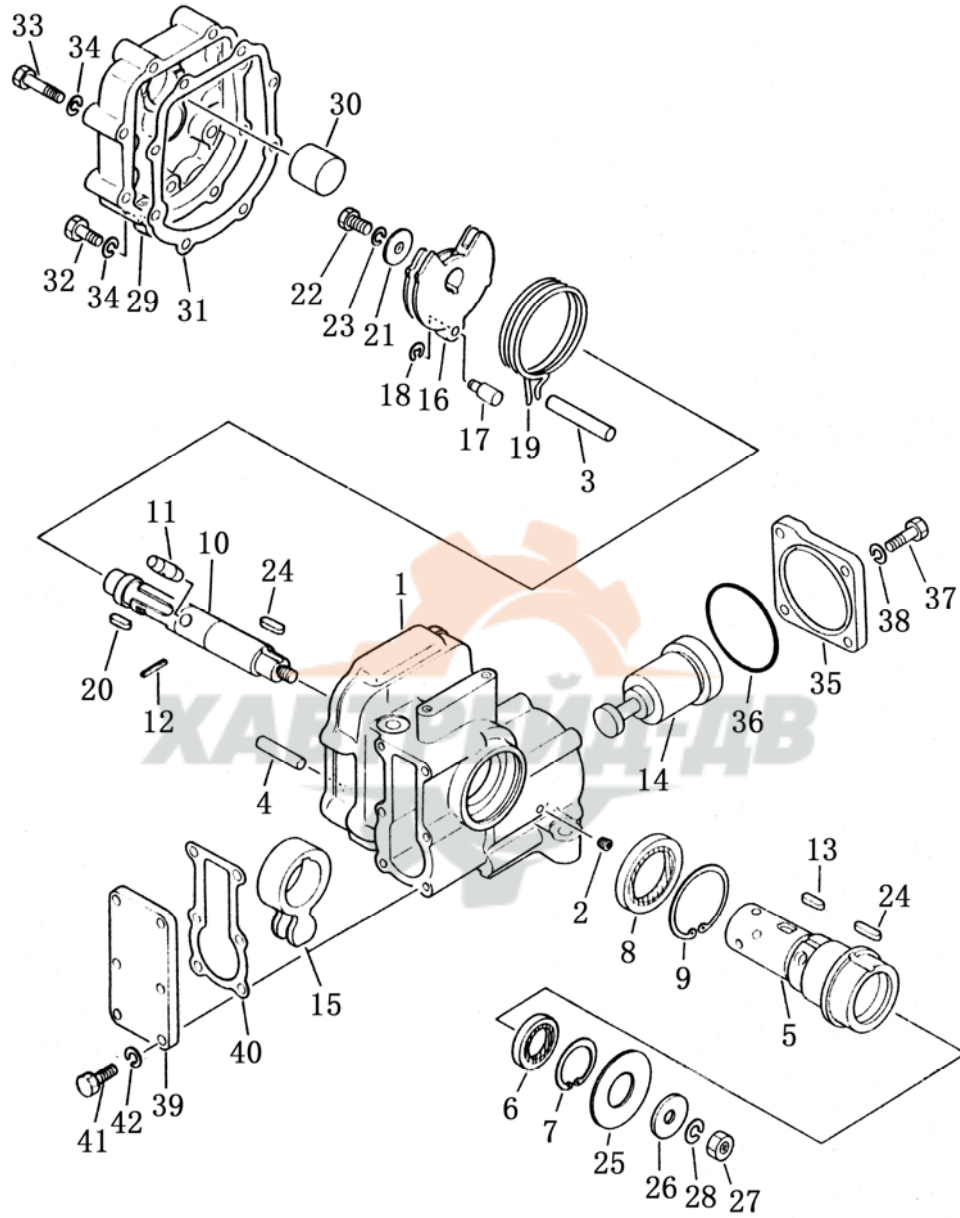
BLADE LIFT SERVO VALVE

序号 Index No.	件号 Part No.	名称 Description	数量 Q'ty
29	01641-21016	垫圈 washer	4
30	702-12-12291	杆 rod	2
31	702-12-12310	轴承 bearing	2
32	702-12-12320	滚轴 roller shaft	2
33	702-12-12331	弹簧 spring	1
34	702-12-13120	盖 cover	1
35	702-12-13120	销 pin	1
36	702-12-13140	垫片 gasket	1
37	702-12-12361	衬套 spacer	1
38	01010-50835	螺栓 bolt	2
39	01010-50845	螺栓 bolt	6
40	01602-20825	弹簧垫圈 washer, spring	8
41	702-12-13160	盖 cover	1
42	07000-22070	O型圈 O-ring	1
43	01010-50825	螺栓 bolt	4
44	01602-20825	弹簧垫圈 washer, spring	4
45	702-12-13130	盖 cover	1
46	702-12-13150	垫片 gasket	1
47	01010-50825	螺栓 bolt	6
48	01602-20825	弹簧垫圈 washer, spring	6

第 616 图

铲刀倾斜和松土器伺服阀

FIG.616 BLADE TILT AND RIPPER SERVO VALVE



铲刀倾斜和松土器伺服阀

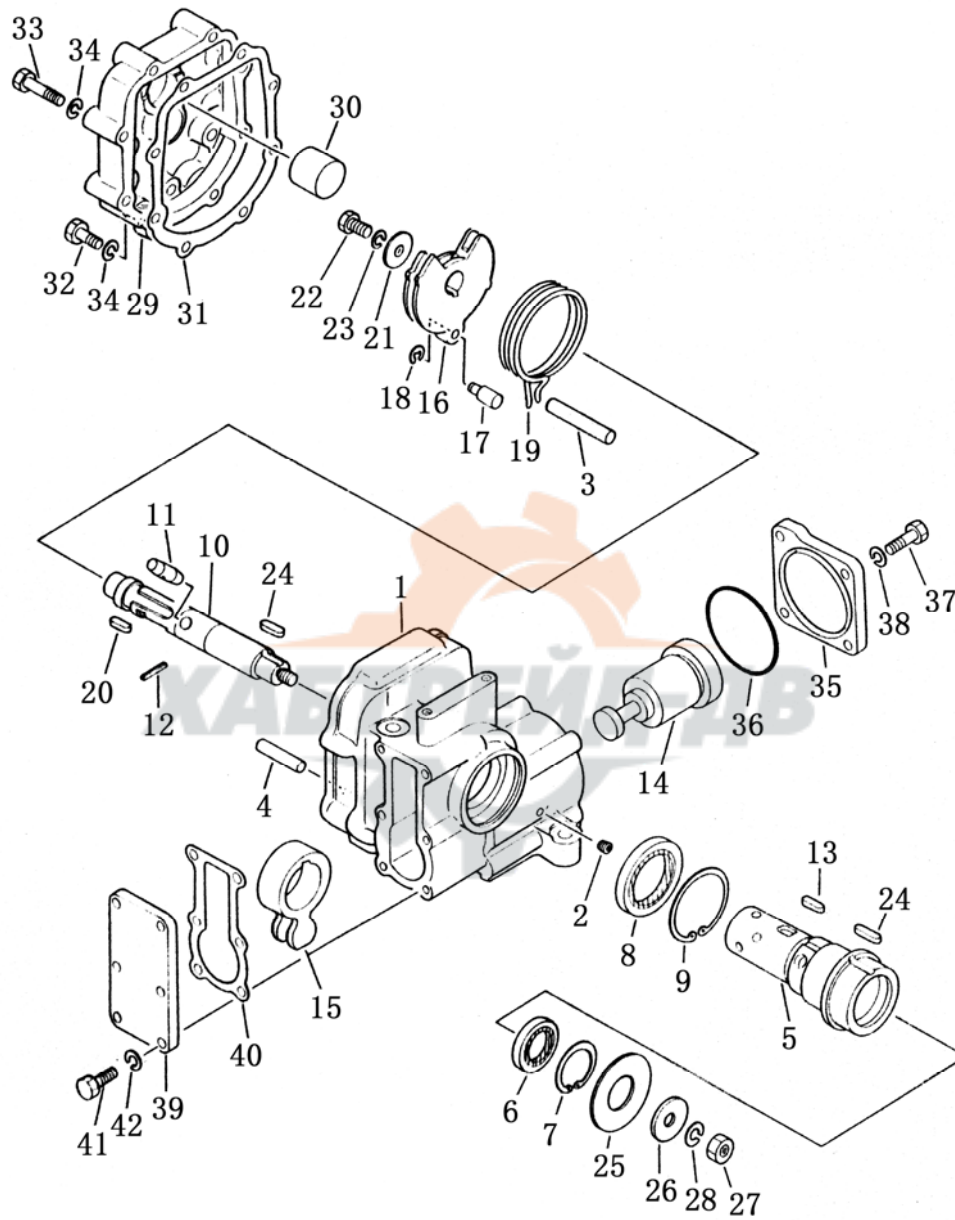
BLADE TILT AND RIPPER SERVO VALVE

序号 Index No.	件号 Part No.	名称 Description	数量 Q'ty
	702-12-14000	伺服阀(铲刀倾斜松土器控制) servo valve	2
1	702-12-13110	壳体 housing	1
2	07043-00108	螺塞 plug	2
3	702-12-12140	销 pin	1
4	702-12-12150	销 pin	1
5	702-12-12160	套筒 sleeve	1
6	702-12-12390	油封 seal, oil	1
7	04065-04018	挡圈 ring, snap	1
8	702-12-12410	油封 seal, oil	1
9	04065-06020	挡圈 ring, snap	1
10	702-12-12170	转子 rotor	1
11	702-12-12180	销 pin	1
12	04025-00316	弹性销 pin, spring	1
13	04000-00520	键 key	1
14	702-12-12191	活塞 piston	1
15	702-12-12210	杆 rod	1
16	702-12-12451	止动器 detent	1
17	702-12-12230	销 pin	1
18	702-12-12240	环形垫 ring, snap	1
19	702-12-12251	弹簧 spring	1
20	04000-00515	键 key	1
21	702-12-12420	垫圈 washer	1
22	01010-50816	螺栓 bolt	1
23	01602-20825	弹簧垫圈 washer, spring	1
24	04000-00520	键 key	2
25	702-12-12280	垫圈 washer	1
26	702-12-12270	垫圈 washer	1
27	01580-11008	螺母 nut	1
28	01602-21030	弹簧垫圈 washer, spring	1

第 616 图

铲刀倾斜和松土器伺服阀

FIG.616 BLADE TILT AND RIPPER SERVO VALVE



铲刀倾斜和松土器伺服阀

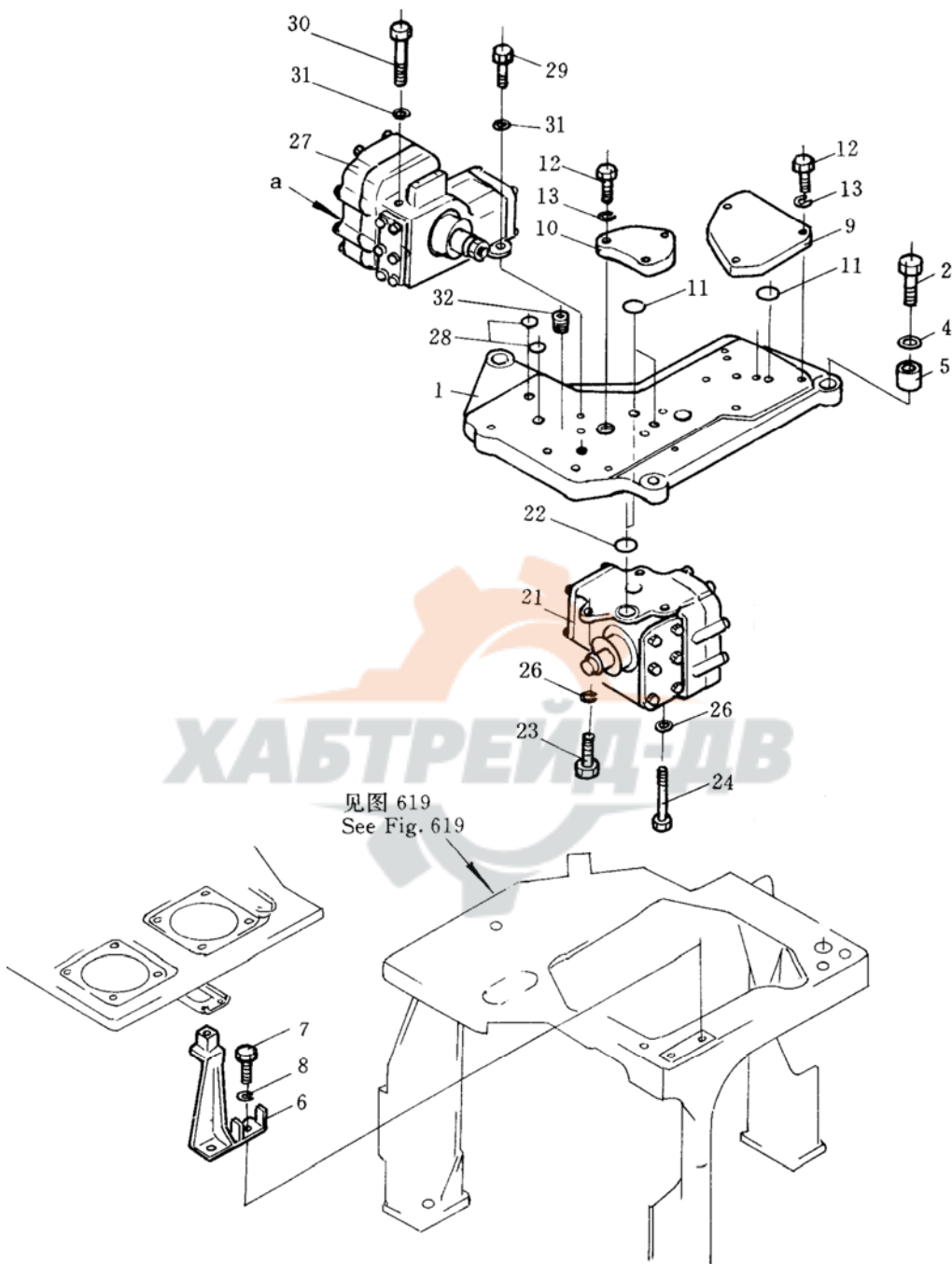
BLADE TILT AND RIPPER SERVO VALVE

序号 Index No.	件号 Part No.	名称 Description	数量 Q'ty
29	702-12-13220	盖 cover	1
30	702-12-13210	销 pin	1
31	702-12-13140	垫片 gasket	1
32	01010-50835	螺栓 bolt	2
33	01010-50845	螺栓 bolt	6
34	01602-20825	弹簧垫圈 washer, spring	8
35	702-12-13160	盖 cover	1
36	07000-22070	O型圈 O-ring	1
37	01010-50825	螺栓 bolt	4
38	01602-20825	弹簧垫圈 washer, spring	4
39	702-12-13130	盖 cover	1
40	702-12-13150	垫片 gasket	1
41	01010-50825	螺栓 bolt	6
42	01602-20825	弹簧垫圈 washer, spring	6

第 617 图

伺服阀和阀座

FIG.617 SERVO VALVE AND VALVE SEAT



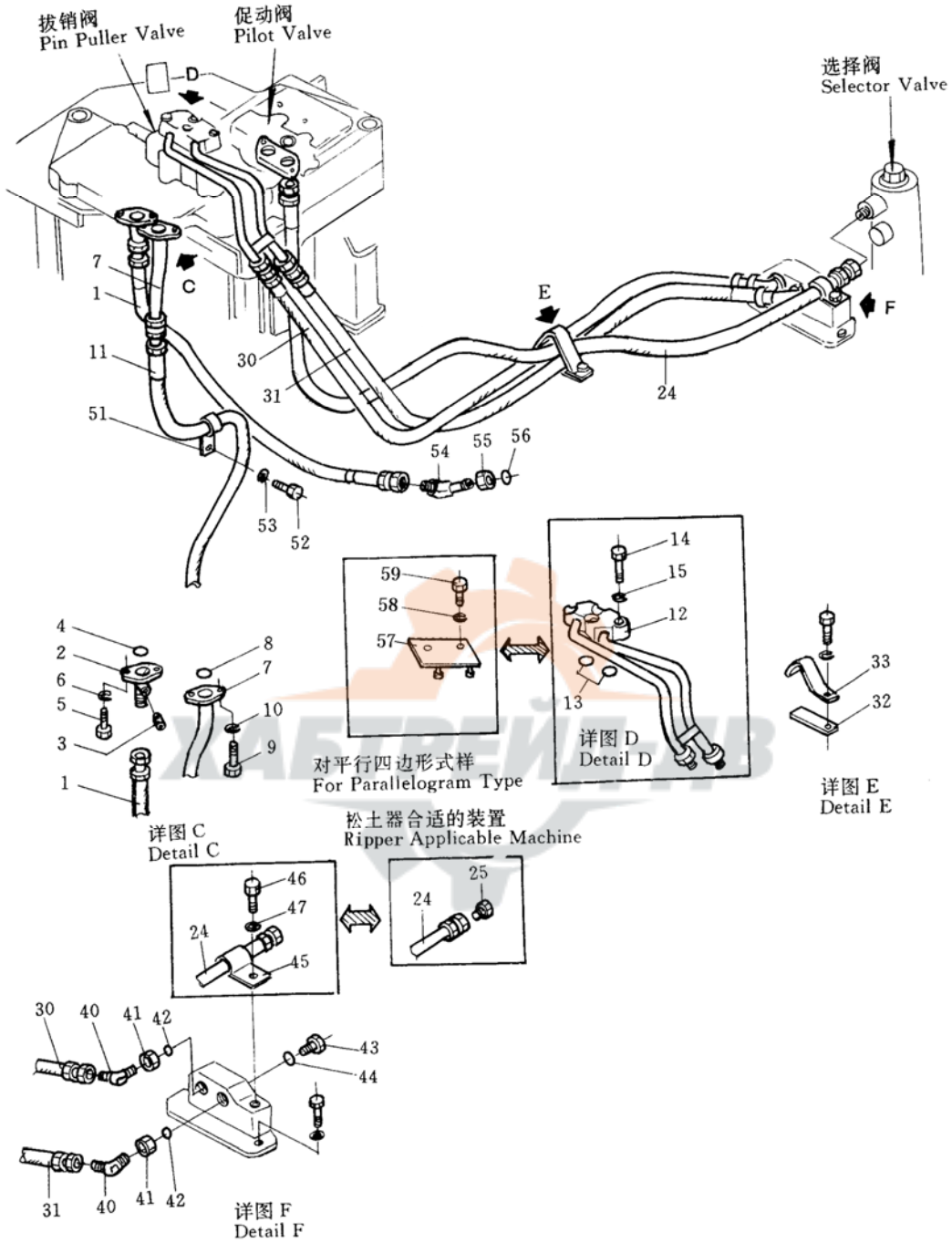


伺服阀和阀座

SERVO VALVE AND VALVE SEAT

序号 Index No.	件号 Part No.	名称 Description	数量 Q'ty
1	195-61-21230	阀座 seat, valve	1
2	01010-51845	螺栓 bolt	3
4	01643-31445	垫圈 washer	3
5	198-21-12240	凸缘 boss	3
6	195-61-21270	托架 bracket	1
7	01010-51225	螺栓 bolt	2
8	01602-21236	弹簧垫圈 washer, spring	2
9	195-61-21420	板 plate	1
10	195-61-21430	板 plate	1
11	07000-03022	O型圈 O-ring	4
12	01010-51030	螺栓 bolt	6
13	01602-21030	弹簧垫圈 washer, spring	6
21	702-12-14000	阀总成 valve ass'y	1
22	07000-03022	O型圈 O-ring	2
23	01010-51040	螺栓 bolt	2
24	01011-51040	螺栓 bolt	1
26	01643-31032	垫圈 washer	3
27	702-12-13001	阀总成 valve ass'y	1
28	07000-03022	O型圈 O-ring	2
29	01010-51040	螺栓 bolt	2
30	01011-51040	螺栓 bolt	1
31	01643-31032	垫圈 washer	3
32	07043-50617	螺塞 plug	7

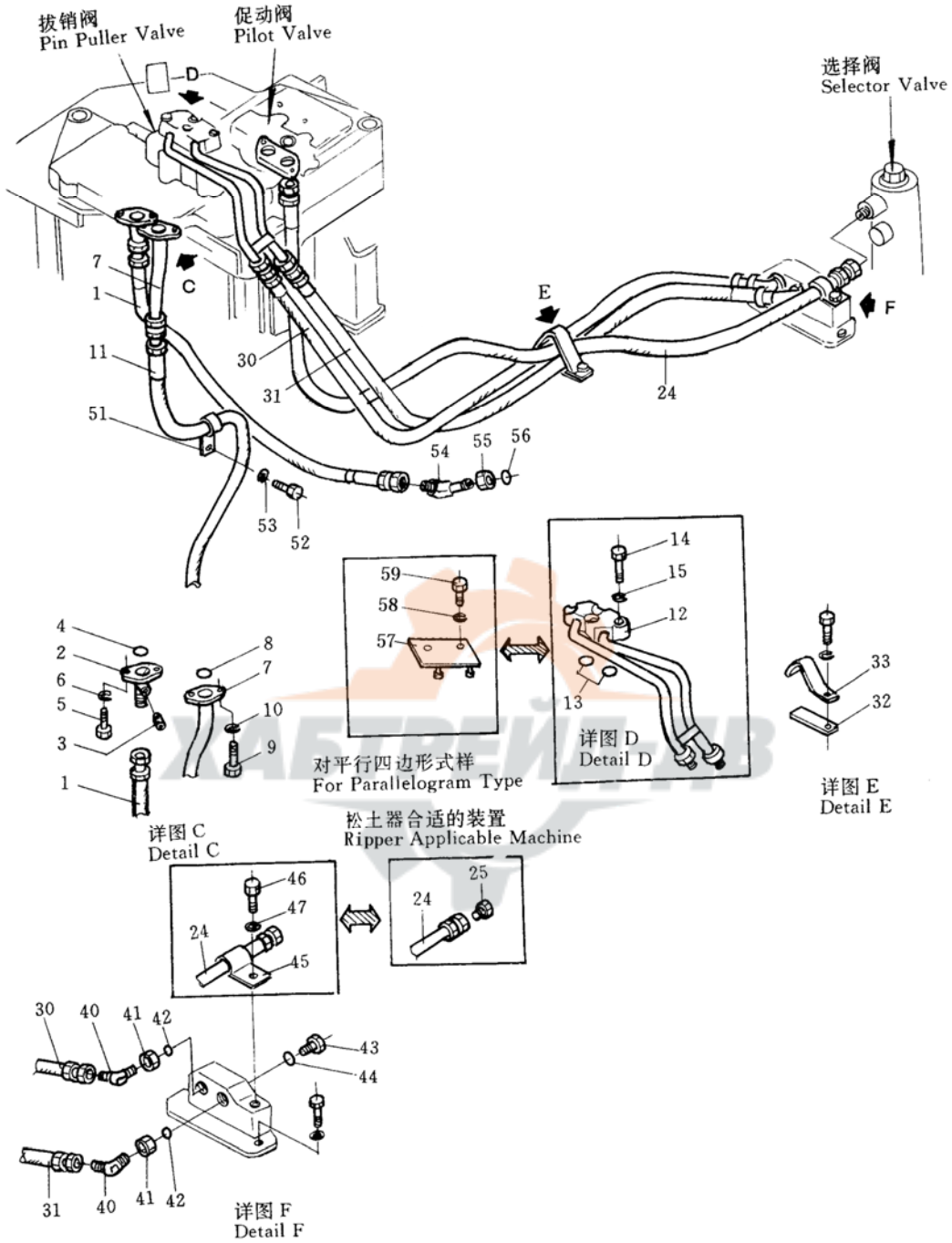
第 618 图 伺服阀管路系统(用于铲刀提升)  
 Fig.618 SERVO VALVE PIPING(FOR BLADE LIFT)



伺服阀管路系统(用于铲刀提升)  
SERVO VALVE PIPING(FOR BLADE LIFT)

序号 Index No.	件号 Part No.	名称 Description	数量 Q'ty
1	07102-20410	软管 hose	1
2	195-61-21391	管 tube	1
3	07042-30108	螺塞 plug	1
4	07000-03025	O型圈 O-ring	1
5	01010-51045	螺栓 bolt	2
6	01602-21030	弹簧垫圈 washer, spring	2
7	195-61-21471	管 tube	1
8	07000-03025	O型圈 O-ring	1
9	01010-51045	螺栓 bolt	2
10	01602-21030	弹簧垫圈 washer, spring	2
11	07102-20413	软管 hose	1
12	24Y-79-9000	管 tube	1
13	07000-03022	O型圈 O-ring	2
14	01010-31040	螺栓 bolt	4
15	01602-01030	弹簧垫圈 washer, spring	4
24	07102-20314	软管 hose	1
25	07376-50315	螺塞 plug	1
30	07102-20314	软管 hose	1
31	07102-20313	软管 hose	1
32	195-78-47140	板 plate	1
33	195-78-47150	弓形夹 clamp	1

第 618 图 伺服阀管路系统(用于铲刀提升)  
 Fig.618 SERVO VALVE PIPING(FOR BLADE LIFT)

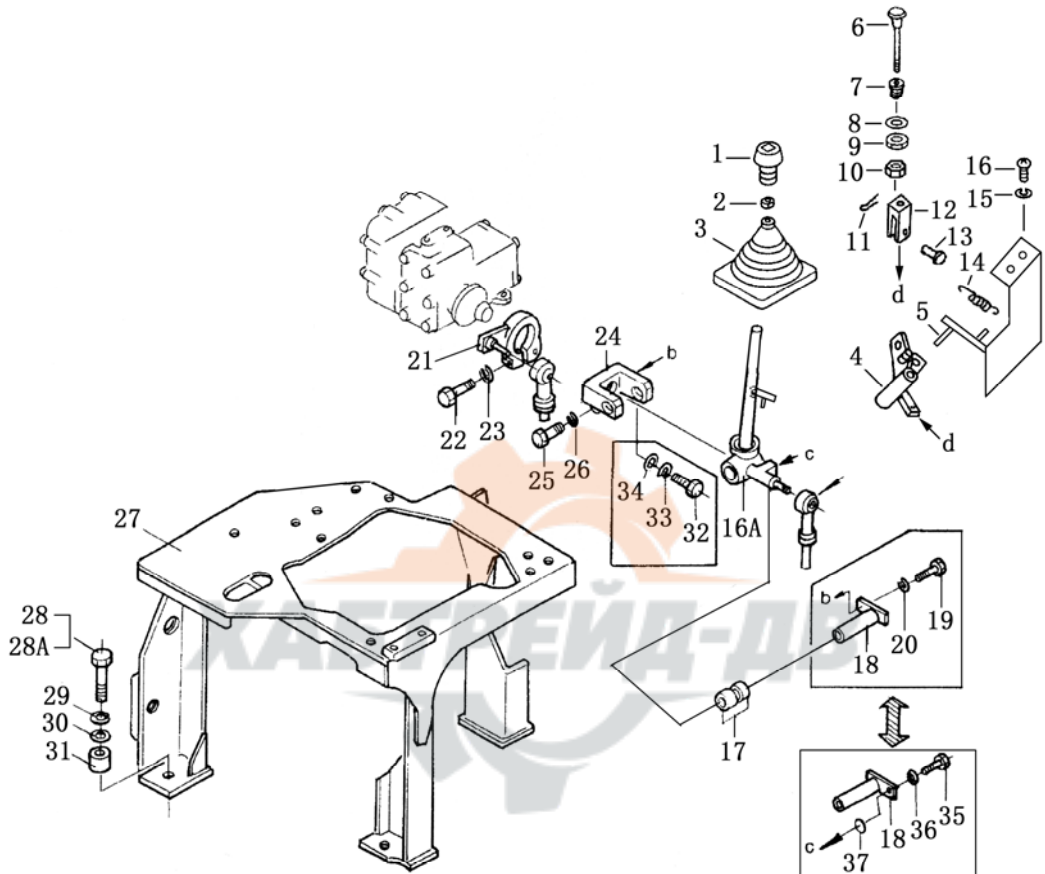


伺服阀管路系统(用于铲刀提升)

SERVO VALVE PIPING(FOR BLADE LIFT)

序号 Index No.	件号 Part No.	名称 Description	数量 Q'ty
40	07234-10315	弯头 elbow	2
41	07239-12009	螺母 nut	2
42	07002-02034	O型圈 O-ring	2
43	07040-12012	螺塞 plug	2
44	07002-02034	O型圈 O-ring	2
45	195-79-12180	紧固夹 clip	1
46	01010-51020	螺栓 bolt	1
47	01643-31032	垫圈 washer	1
51	08036-22514	紧固夹 clip	2
52	01010-51025	螺栓 bolt	1
53	01643-31032	垫圈 washer	1
54	07234-10422	接头 nipple	1
55	07239-12009	螺母 nut	1
56	07002-02034	O型圈 O-ring	1
		以下零件不装松土器时用	
57	195-79-34260	托架 bracket	1
58	01602-21030	弹簧垫圈 washer, spring	2
59	01010-51025	螺栓 bolt	2

第 619 图 工作装置操纵杆  
 Fig.619 BLADE CONTROL LEVER



带□零件只用于定位  
 Parts With □ Are Used Only For Fix Position

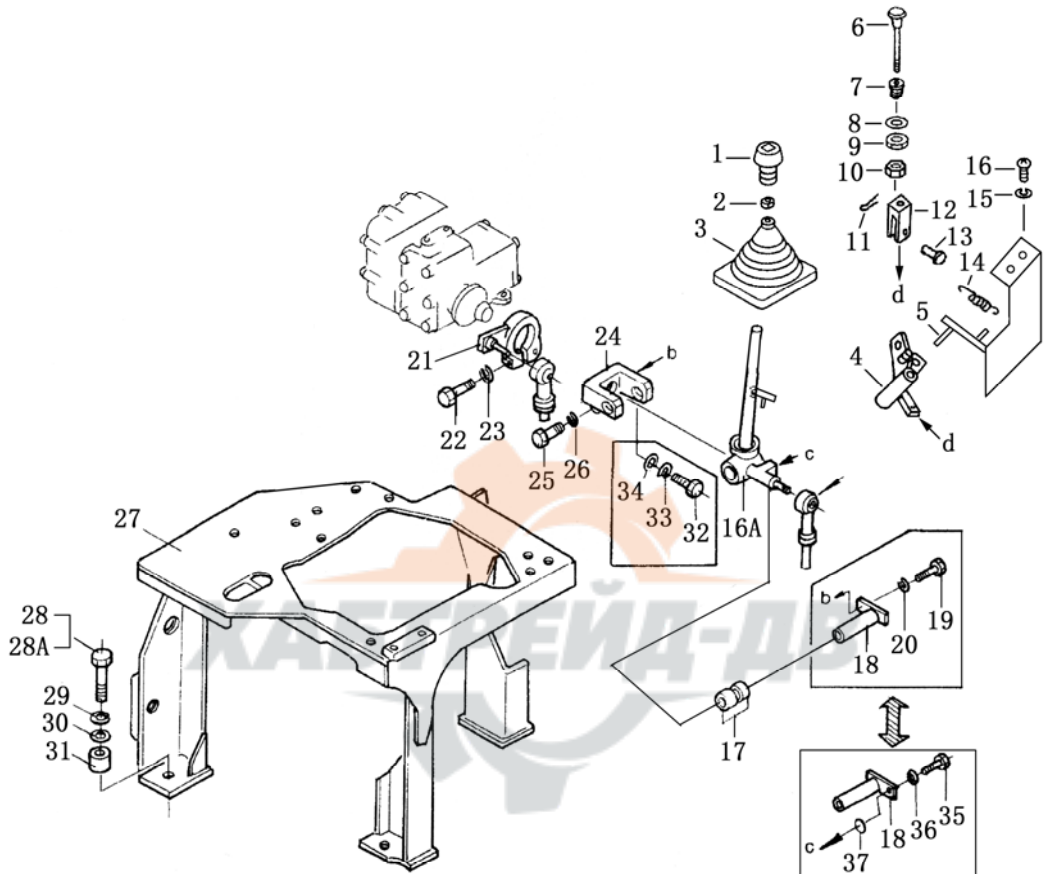
控制杆的定位零件  
 Fix Position parts For lever

工作装置操纵杆

BLADE CONTROL LEVER

序号 INDEX NO.	件号 Part No.	名称 Description	数量 Q'ty
1	16Y-86C-11000	手柄 knob	1
2	195-43-44220	螺母 nut	1
3	14Y-25-00021	防尘罩 boot	1
4	171-86-10200	摇臂 lever	1
5	171-86-10300	支架 bracket	1
6	171-86-10100	按钮 button	1
7	175-61-31750	凸块 boss	1
8	01640-22232	垫圈 washer	1
9	195-61-45230	螺母 nut	1
10	01580-10806	螺母 nut	1
11	04050-12015	开口销 pin,cotter	1
12	171-86-10001	叉口板 yoke	1
13	04205-10822	销轴 pin,shaft	1
14	195-61-45290	弹簧 spring	1
15	01643-31032	垫圈 washer	2
16	01010-51020	螺栓 bolt	2
16A	171-86-03000	拉杆 lever	1
17	GB290-8a	轴承 HK253216 bearing, needle	2
17A	01622-02504	骨架油封 seal, oil	2
17B	07020-01018	油杯 M10x1 fitting, grease	2
18	175-61-13632	轴 shaft	1
19	01010-50820	螺栓 bolt	1
20	01602-20825	弹簧垫圈 washer, spring	1
21	175-61-13641	拉臂 lever	1
22	01010-50840	螺栓 bolt	1
23	01602-20825	弹簧垫圈 washer, spring	1
24	175-61-13621	头架 yoke	1
25	01010-50840	螺栓 bolt	1
26	01602-20825	弹簧垫圈 washer, spring	1
27	175-61-13882	架 frame	1
28	01010-51465	螺栓 bolt	2
28A	01010-51475	螺栓 bolt	1

第 619 图 工作装置操纵杆  
 Fig.619 BLADE CONTROL LEVER



带□零件只用于定位  
 Parts With □ Are Used Only For Fix Position

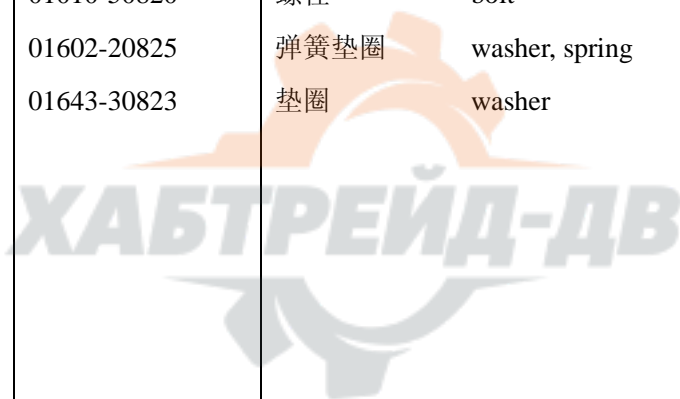
控制杆的定位零件  
 Fix Position parts For lever



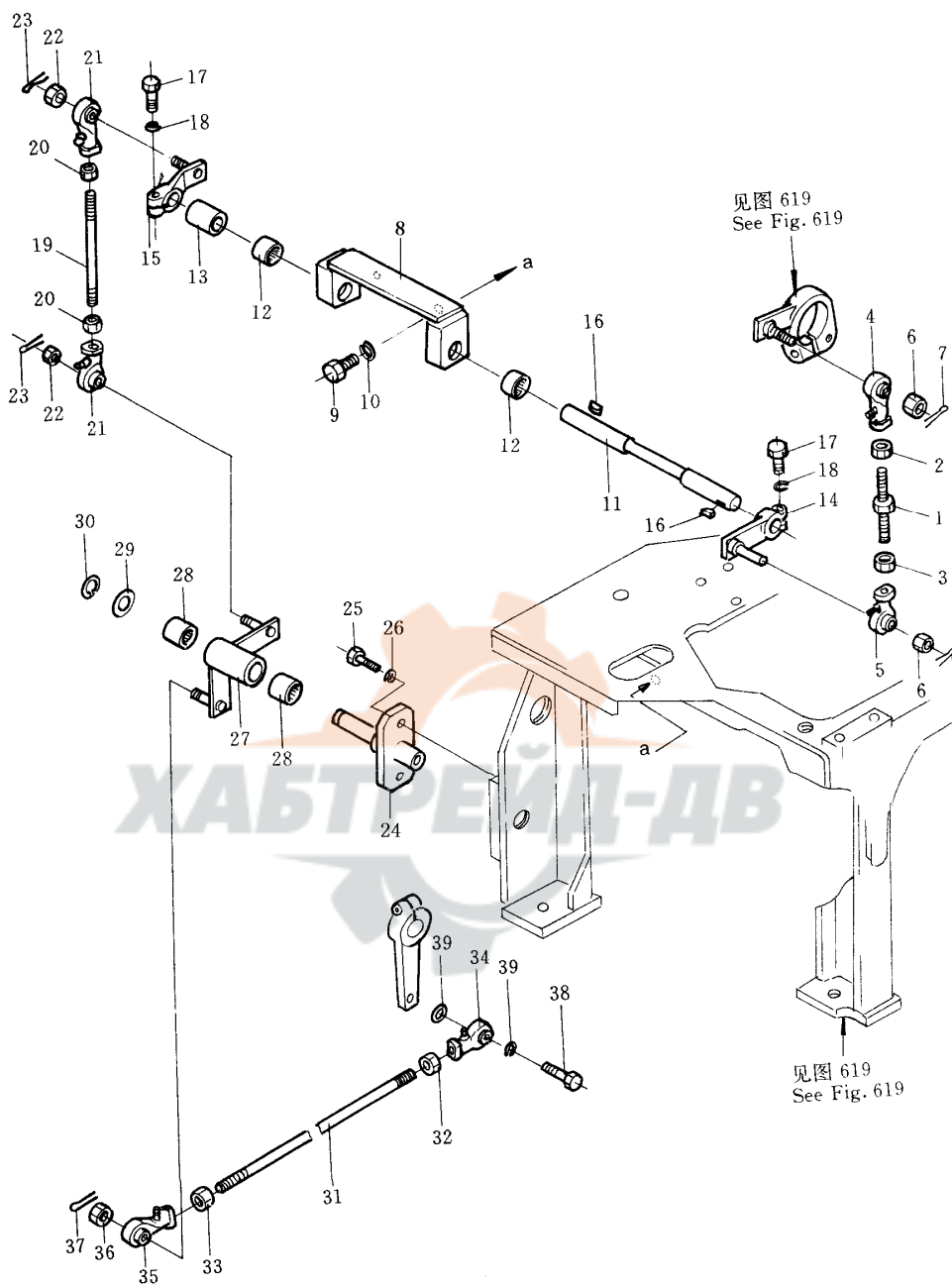
工作装置操纵杆

BLADE CONTROL LEVER

序号 INDEX NO.	件号 Part No.	名称 Description	数量 Q'ty
29	01602-21442	弹簧垫圈 washer, spring	3
30	01643-31445	垫圈 washer	3
31	198-21-12240	轴套 boss	3
		以下三种零件定位用	
32	01010-50835	螺栓 bolt	1
33	01602-20825	弹簧垫圈 washer, spring	1
34	01643-30823	垫圈 washer	1
		以下三种零件用于杆定位	
35	01010-50820	螺栓 bolt	1
36	01602-20825	弹簧垫圈 washer, spring	1
37	01643-30823	垫圈 washer	1



第 620 图 工作装置操纵联动机构  
 Fig.620 WORK EQUIPMENT CONTROL LINKAGE

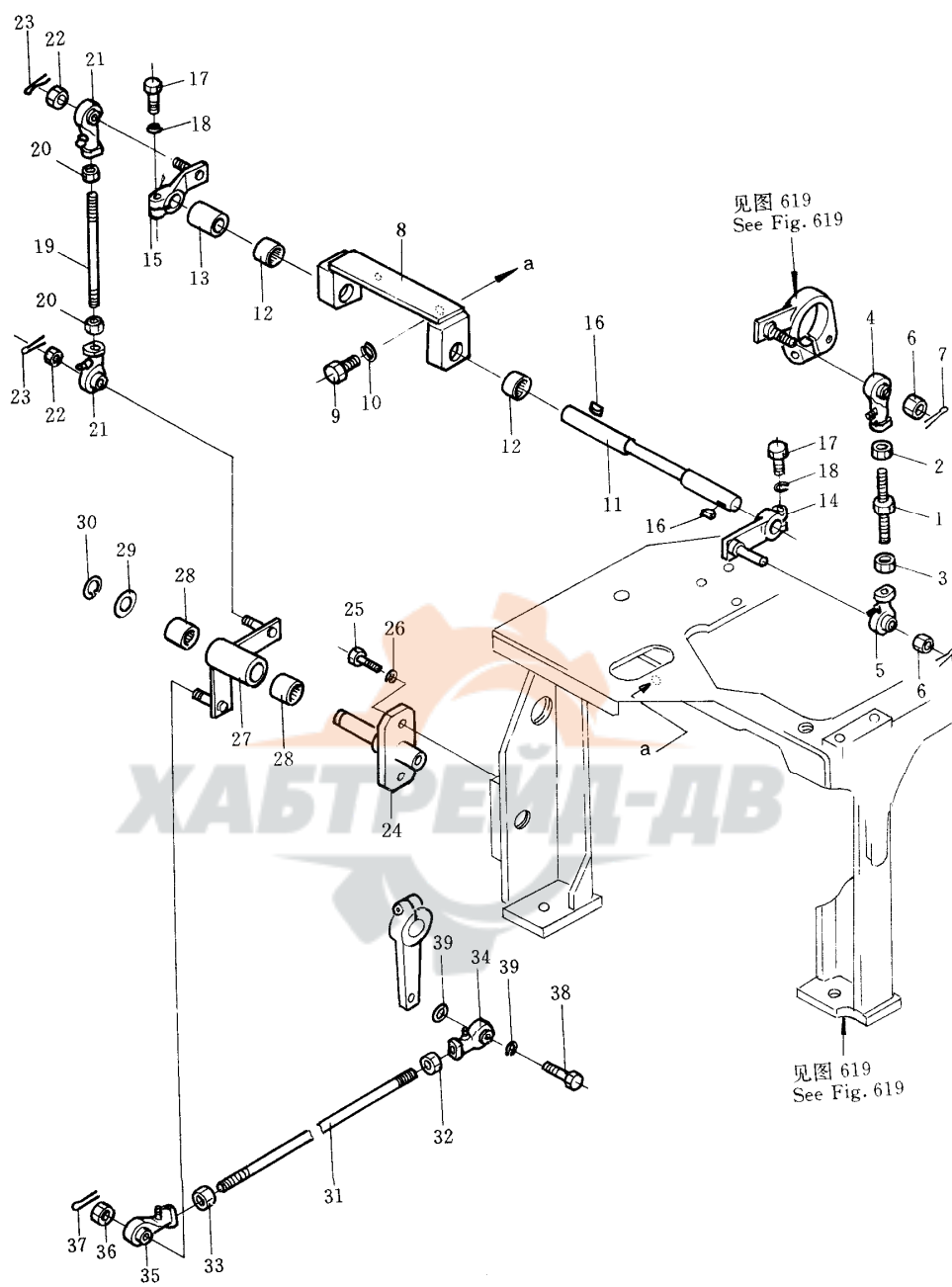


工作装置操纵联动机构

WORK EQUIPMENT CONTROL LINKAGE

序号 Index No.	件号 Part No.	名称 Description	数量 Q'ty
1	04248-31211	杆 rod	1
2	01582-11210	螺母 nut	1
3	01508-21207	螺母 nut	1
4	04250-41265	杆接头 end, rod	1
5	04250-61265	杆接头 end, rod	1
6	01593-11210	螺母 nut	2
7	04050-13020	销 pin	2
8	195-61-21281	托架 bracket	1
9	01010-51230	螺栓 bolt	2
10	01602-21236	弹簧垫圈 washer, spring	2
11	175-61-13662	轴 shaft	1
12	06120-02016	轴承 HK202616 bearing, needle	2
12A	01622-02004	骨架油封 seal, oil	2
13	195-61-21321	套管 collar	1
14	195-61-21290	摇臂 lever	1
15	175-61-21290	摇臂 lever	1
16	04010-10519	键 key	2
17	01010-50830	螺栓 bolt	2
18	01602-20825	弹簧垫圈 washer, spring	2
19	04245-41217	杆 rod	1
20	01582-11210	螺母 nut	2
21	04250-41265	杆接头 end, rod	2
22	01593-11210	螺母 nut	2
23	04050-13020	开口销 pin, cotter	2
24	195-61-21312	隔套 spacer	1
25	01010-51230	螺栓 bolt	2
26	01602-21236	弹簧垫圈 washer, spring	2
27	175-61-21310	摇臂 lever	1
28	06120-02016	轴承 HK202616 bearing, needle	2
28A	06122-02004	骨架油封 seal, oil	2

第 620 图 工作装置操纵联动机构  
 Fig.620 WORK EQUIPMENT CONTROL LINKAGE



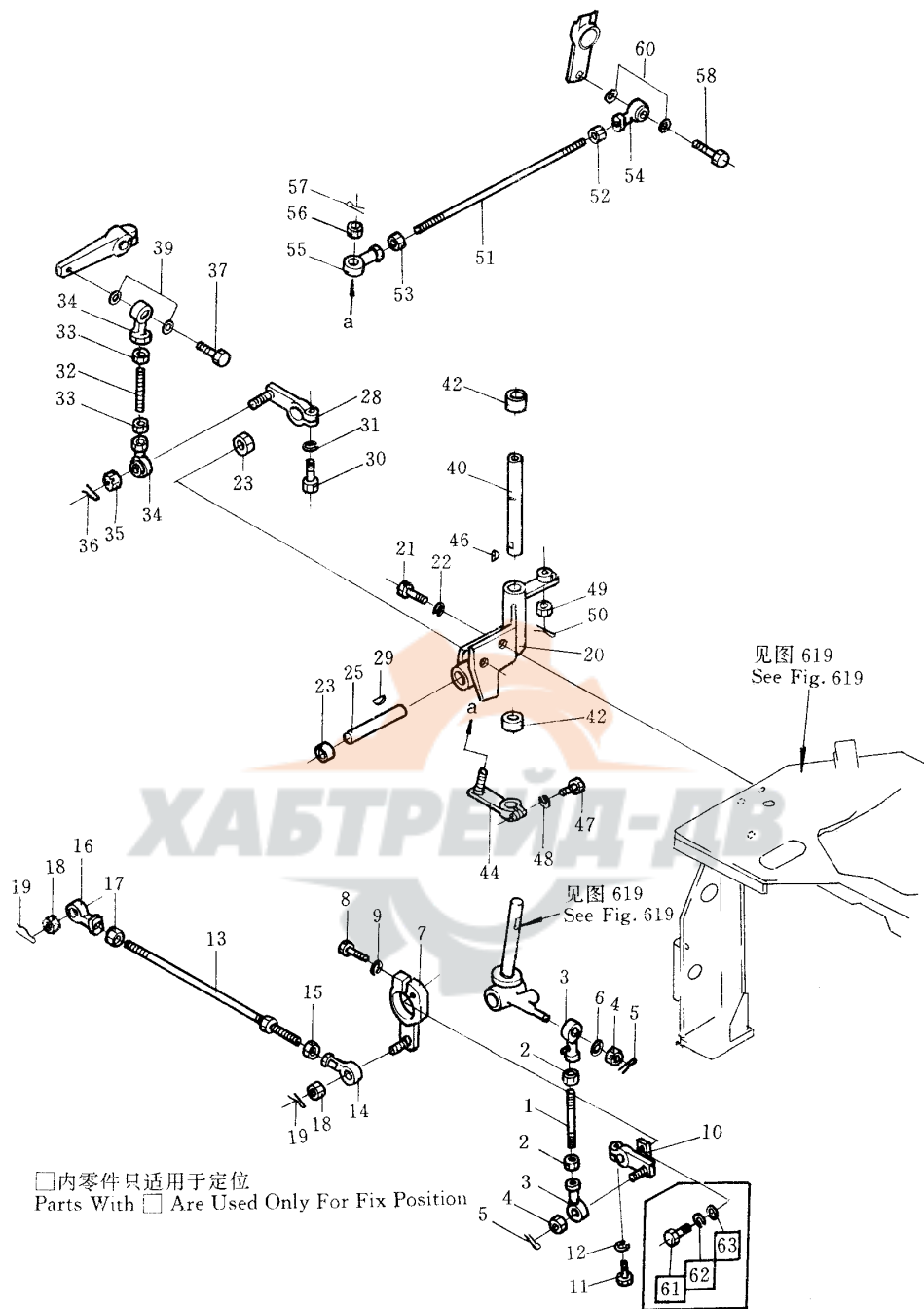
工作装置操纵联动机构

WORK EQUIPMENT CONTROL LINKAGE

序号 Index No.	件号 Part No.	名称 Description	数量 Q'ty
29	01640-22032	垫圈 washer	2
30	04064-02012	挡圈 ring, snap	1
31	04248-31257	杆 rod	1
32	01582-11210	螺母 nut	1
33	01508-21207	螺母 nut	1
34	04250-41265	杆接头 end, rod	1
35	04250-61265	杆接头 end, rod	1
36	01593-11210	螺母 nut	1
37	04050-13020	销 pin	1
38	01090-51240	螺栓 bolt	1
39	04254-01232	垫圈 washer	2



第 621 图 工作装置倾斜及松土器控制联动机构  
 Fig.621 WORK EQUIPMENT TILT AND RIPPER CONTROL LINKAGE

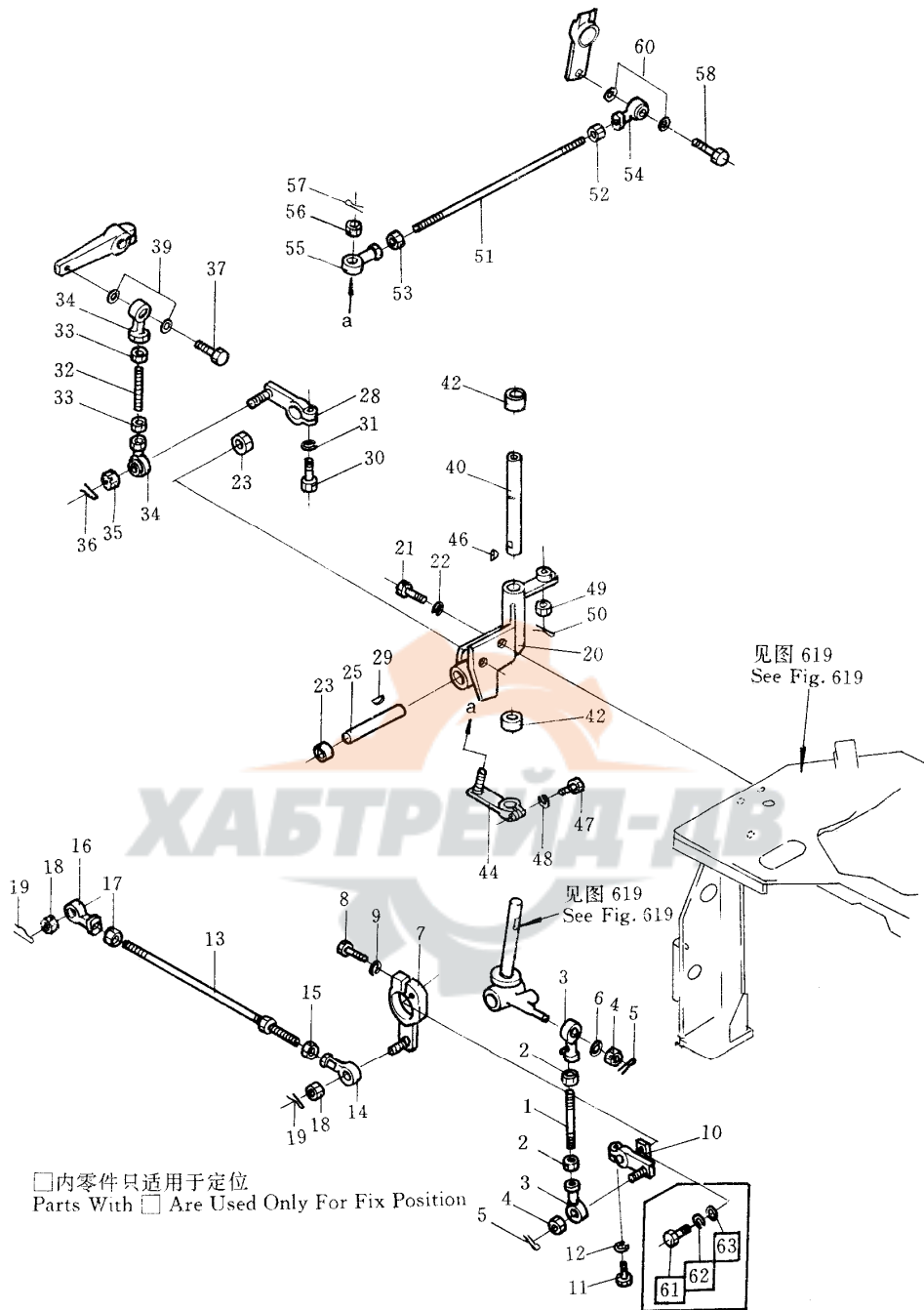


工作装置倾斜及松土器控制联动机构

WORK EQUIPMENT TILT AND RIPPER CONTROL LINKAGE

序号 Index No.	件号 Part No.	名称 Description	数量 Q'ty
1	04245-41213	杆 rod	1
2	01582-11210	螺母 nut	2
3	04050-41265	杆接头 end, rod	2
4	01593-11210	螺母 nut	2
5	04050-13020	销 pin, cotter	2
6	04254-01232	衬垫 gasket	1
7	175-61-13691	摇臂 lever	1
8	01010-50840	螺栓 bolt	1
9	01602-20825	弹簧垫圈 washer, spring	1
10	175-61-13681	摇臂 lever	1
11	01010-50830	螺栓 bolt	1
12	01602-20825	弹簧垫圈 washer, spring	1
13	04248-31230	杆 rod	1
14	04250-41265	杆接头 end, rod	1
15	01582-11210	螺母 nut	1
16	04250-61265	杆接头 end, rod	1
17	01508-21207	螺母 nut	1
18	01593-11210	螺母 nut	2
19	04050-13020	销 pin	2
20	175-61-21280	托架 bracket	1
21	01010-51235	螺栓 bolt	2
22	01602-21236	弹簧垫圈 washer, spring	2
23	195-61-34130	轴承 bearing	2
25	195-61-21240	轴 shaft	1
28	195-61-21290	拉臂 lever	1
29	04010-00519	键 key	1
30	01010-50830	螺栓 bolt	1
31	01602-20825	弹簧垫圈 washer, spring	1
32	175-61-13870	杆 rod	1
33	01582-11210	螺母 nut	2

第 621 图 工作装置倾斜及松土器控制联动机构  
 Fig.621 WORK EQUIPMENT TILT AND RIPPER CONTROL LINKAGE





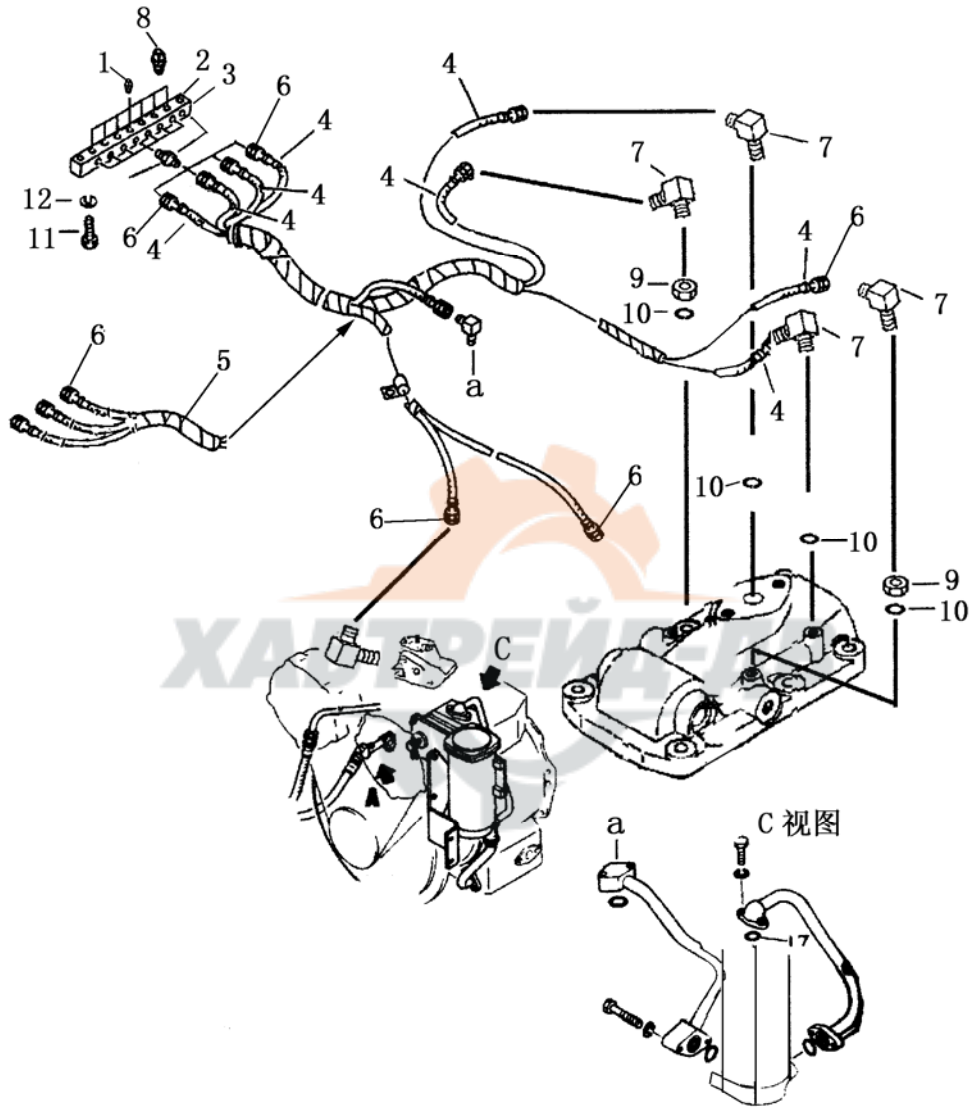
工作装置倾斜及松土器控制联动机构

WORK EQUIPMENT TILT AND RIPPER CONTROL LINKAGE

序号 Index No.	件号 Part No.	名称 Description	数量 Q'ty
34	04250-41265	杆接头 end, rod	2
35	01593-01210	螺母 nut	1
36	04050-13020	开口销 pin, cotter	1
37	01090-51240	螺栓 bolt	1
39	04254-01232	衬垫 gasket	2
40	195-78-42291	轴 shaft	1
42	06120-02016	轴承 HK202616 bearing	2
42A	06122-02004	骨架油封 seal, oil	2
44	195-78-42310	拉杆 lever	1
46	04010-00519	键 key	1
47	01010-50830	螺栓 bolt	1
48	01602-20825	弹簧垫圈 washer, spring	1
49	01593-11210	螺母 nut	1
50	04050-13020	销 pin	1
51	04248-31237	杆 rod	1
52	01582-11210	螺母 nut	1
53	01508-21207	螺母 nut	1
54	04250-41265	杆接头 end, rod	1
55	04250-61265	杆接头 end, rod	1
56	01593-11210	螺母 nut	1
57	04050-13020	开口销 pin, cotter	1
58	01090-51240	螺栓 bolt	1
60	04254-01232	衬垫 gasket	2
61	01010-50825	螺栓 bolt	1
62	01602-20825	弹簧垫圈 washer, spring	1
63	01643-30823	垫圈 washer	1

第 622 图 测压管路

FIG.622 TEST PRESSURE PIPING



## 测压管路

## TEST PRESSURE PIPING

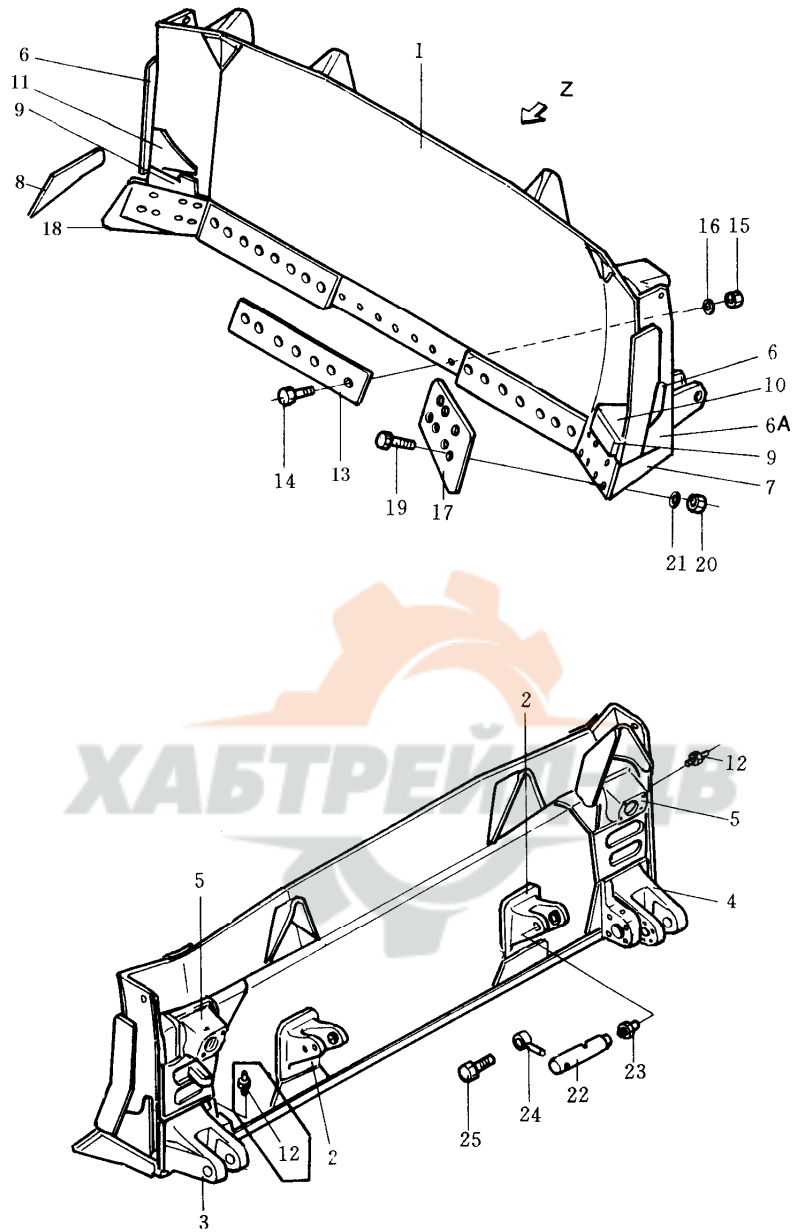
序号 No.	件号 Part No.	名称 Description	数量 Q'ty
1	07042-20108	螺塞 plug	10
2	17Y-74B-00003	测压座 seat	1
3	17Y-74B-00004	测压标牌 plate	1
4	17Y-74B-01000	软管 hose	1
5	17Y-74B-02000	软管 hose	1
6	17Y-74B-00001	接头 elbow	10
7	17Y-74B-00002	弯头 elbow	6
8	171-75-00001	接头 elbow	7
9	01580-10806	螺母 nut	2
10	07002-00823	O型圈 O-ring	4
11	01010-51245	螺栓 bolt	2
12	01643-31232	垫圈 washer	2



工 作 装 置  
WORK EQUIPMENT



第 701 图 直倾铲  
 Fig.701 STRAIGHT TILT BLADE

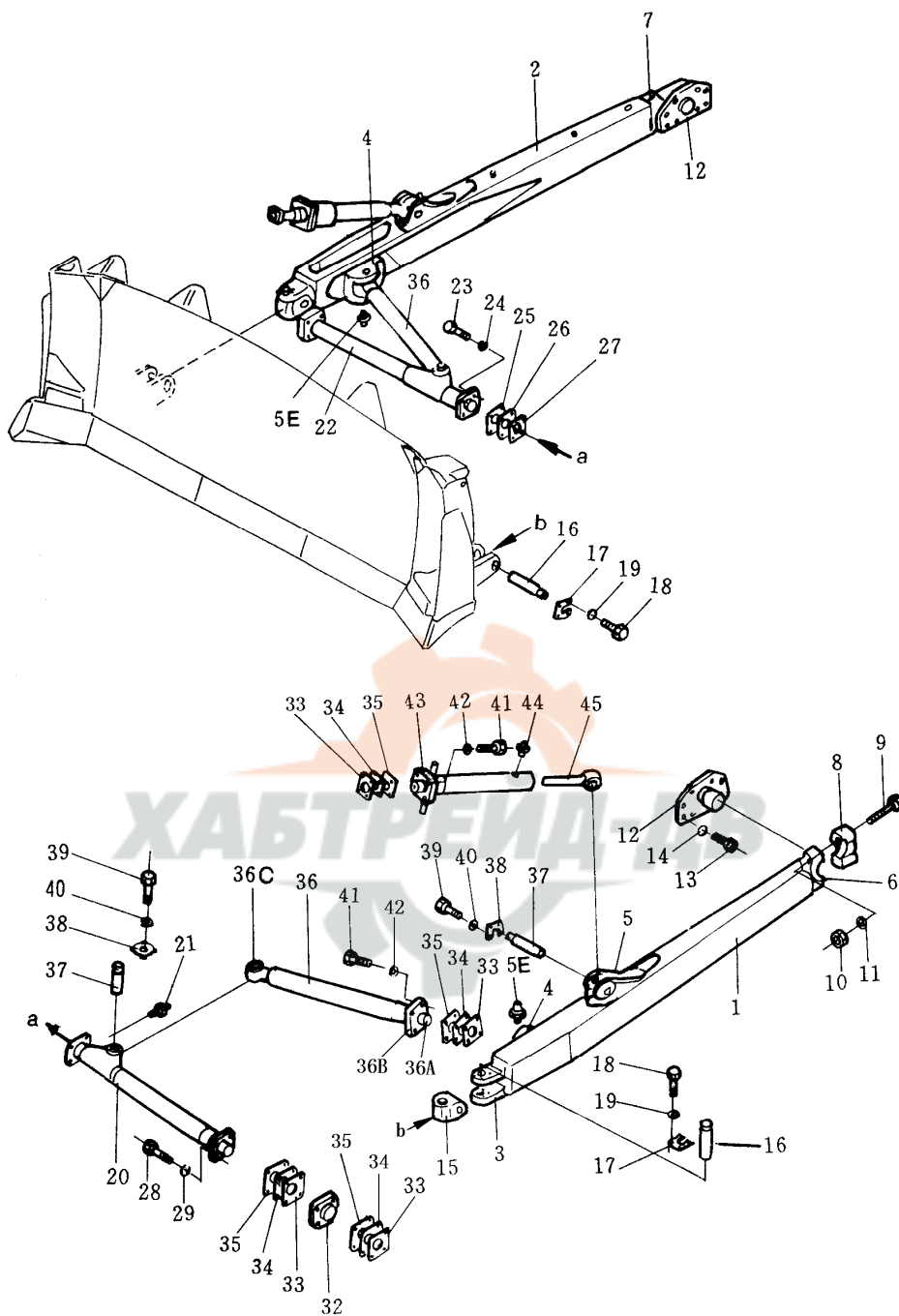


## 直 倾 铲

## STRAIGHT TILT BLADE

序号 Index No.	件 号 Part No.	名 称 Description	数量 Q'ty
1	175-71-31000	刀头总成 blade, straight tilt	1
2	175-71-27842	托架(焊接) bracket(welded)	2
3	175-71-31121	左托架(焊接) bracket, L.H.(welded)	1
4	175-71-31131	右托架(焊接) bracket, R.H.(welded)	1
5	175-71-31141	支座(焊接) pivot (welded)	2
6	175-71-31631	板(焊接) plate(welded)	2
6A	175-71-31641	板(焊接) plate(welded)	2
7	175-71-22121	左板(焊接) plate, L.H.(welded)	1
8	175-71-22131	右板(焊接) plate, R.H.(welded)	1
9	175-71-22340	限位块(焊接) plate, stopper, L.H.(welded)	2
10	175-71-22350	左板(焊接) plate, L.H.(welded)	1
11	175-71-22360	右板(焊接) plate, R.H.(welded)	1
12	07020-01018	油杯 fitting, grease	4
13	175-70-26310	中间刀片 edge, cutting, middle	3
14	175-71-11454	螺栓 bolt	21
15	175-71-11530	螺母 nut	21
16	01643-22245	垫圈 washer	21
17	175-71-22272	左刀角 bit, end, L.H	1
18	175-71-22282	右刀角 bit, end, R.H	1
19	175-71-11463	螺栓 bolt	14
20	175-71-11530	螺母 nut	14
21	01643-22245	垫圈 washer	14
22	175-71-11351	轴 shaft	2
23	07020-01018	油杯 fitting, grease	2
24	195-71-11520	销 pin	2
25	01010-51435	螺栓 bolt	2

第 702 图 直倾铲推杆  
 Fig.702 STRAIGHT TILT FRAME



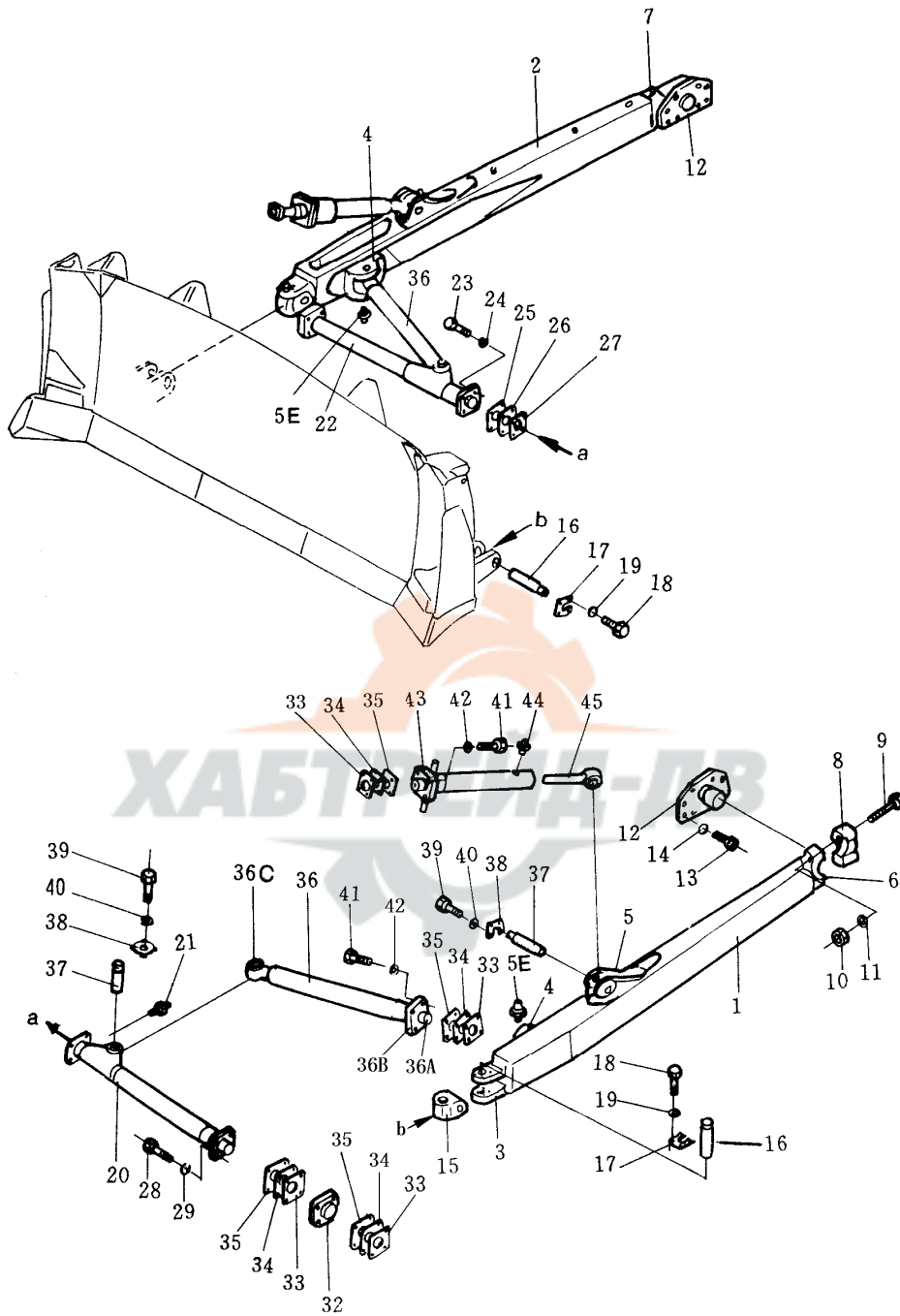
## 直倾铲推杆

## STRAIGHT TILT FRAME

序号 Index No.	件号 Part No.	名称 Description	数量 Q'ty
1	175-71-31152	左推杆 frame, straight tilt L.H	1
2	175-71-31166	右推杆 frame, straight tilt R.H	1
3	175-71-21182	支架(焊接) bracket(welded)	2
4	175-71-31173	左托架(焊接) bracket, R.H(welded)	1
	175-71-31162	右托架(焊接) bracket, LH(welded)	1
5	175-71-31650	左托架(焊接) bracket, R.H(welded)	1
	175-71-31660	右托架(焊接) bracket, LH(welded)	1
5E	07020-01018	油杯 fitting, grease	1
6	175-71-11272	左托架(焊接) bracket, R.H(welded)	1
7	175-71-31311	右托架(焊接) bracket, LH(welded)	1
8	175-71-11482	盖 cover	2
9	175-71-11491	螺栓 bolt	8
10	175-71-11520	螺母 nut	8
11	01643-32260	垫圈 washer	8
12	175-70-23133	球铰座 trunnion	2
13	01010-52450	螺栓 bolt	16
14	01643-32460	垫圈 washer	16
15	175-71-21261	接头 joint	2
16	175-71-21221	销 pin	4
17	175-71-21230	锁板 plate, lock	4
18	01010-51440	螺栓 bolt	16
19	01643-31445	垫圈 washer	16
20	175-71-31183	左臂 arm, L.H	1
21	07020-01018	油杯 fitting, grease	1
22	175-71-31233	右臂 arm, R.H	1
23	01011-82700	螺栓 bolt	4
24	01643-32780	弹簧垫圈 washer, spring	4
25	175-71-31390	垫片 0.5mm shim, 0.5mm	4
26	175-71-31410	垫片 1.0mm shim, 1.0mm	8
27	175-71-31420	垫片 2.3mm shim, 2.3mm	4



第 702 图 直倾铲支架  
 Fig.702 STRAIGHT TILT FRAME

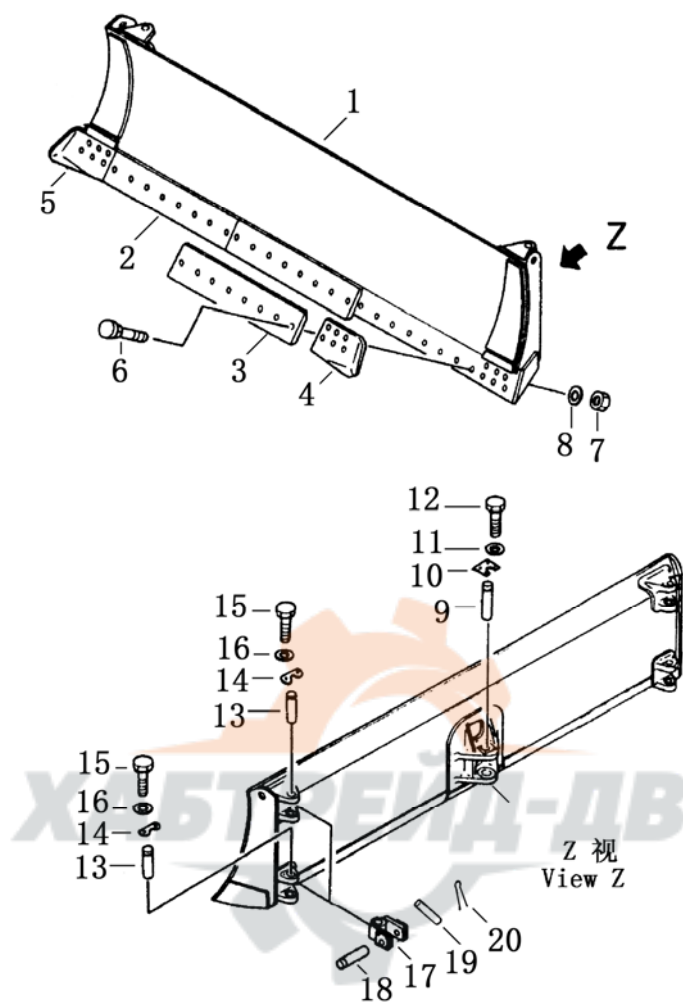


## 直倾铲支架

## STRAIGHT TILT FRAME

序号 Index No.	件号 Part No.	名称 Description	数量 Q'ty
28	175-71-21351	螺栓 bolt	8
29	01643-32780	垫圈 washer	8
32	175-71-31280	端盖 cap	2
33	175-71-31250	垫片 0.5mm shim, 0.5mm	32
34	175-71-31260	垫片 1.0mm shim, 1.0mm	56
35	175-71-31270	垫片 2.3mm shim, 2.3mm	48
36	175-71-31293	支臂(焊接) arm(welded)	2
36A	175-71-31562	球接头(焊接) stud, ball(welded)	1
36B	175-71-31190	端盖(焊接) cap(welded)	1
36C	195-71-22681	接头 joint	1
37	154-71-21290	销 pin	4
38	175-71-21330	锁垫 plate, lock	4
39	01010-51435	螺栓 bolt	16
40	01643-31445	弹簧垫圈 washer, spring	16
41	01011-82700	螺栓 bolt	16
42	01643-32780	垫圈 washer	16
43	175-71-21272	支杆 brace	1
44	07020-01018	油杯 fitting, grease	1
45	175-71-11281	螺杆 screw	1

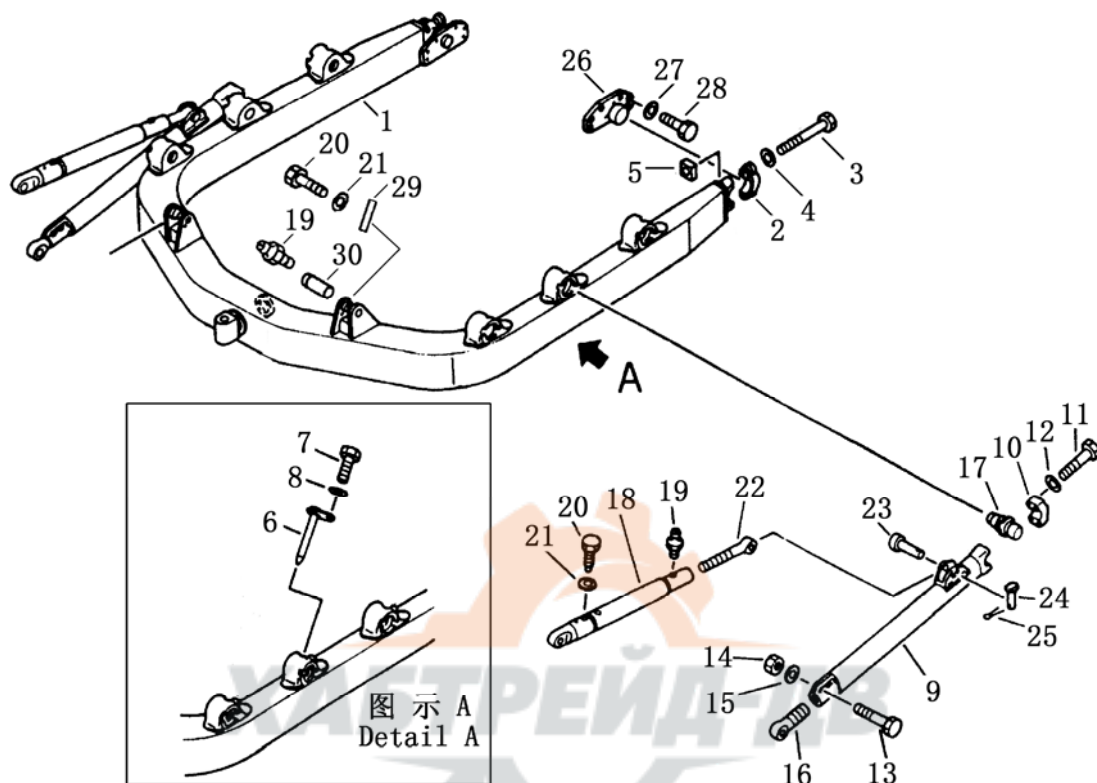
第 703 图 角 铲  
Fig.703 ANGLE BLADE



角 铲  
ANGLE BLADE

序号 Index No.	件 号 Part No.	名 称 Description	数量 Q'ty
1	24Y-81-01000	刀头 blade	1
2	175-70-26310	刀片 edge cutting	1
3	24Y-81-00006	刀片 edge cutting	2
4	24Y-81-00001	左刀角 bit end L.H	1
5	24Y-81-00002	右刀角 bit end R.h	1
6	175-71-11454	螺栓 bolt	41
7	175-71-11530	螺帽 screw cap	41
8	01643-22245	垫圈 washer	41
9	24Y-81-00010	销轴 pin	1
10	09257-06009	锁紧垫 plate lock	1
11	01010-51435	螺栓 bolt	4
12	01643-21445	垫圈 washer	4
13	24Y-81-00008	销 pin	4
14	24Y-81-00007	锁板 plate lock	4
15	01010-51420	螺栓 bolt	8
16	01643-31445	垫圈 washer	8
17	24Y-81-02000	连节 joint	4
18	24Y-81-00003	销 pin	4
19	170-70-12240	销 pin	4
20	04050-04026	销 pin	4

第 704 图 弓形架  
Fig.704 C-FRAME



弓形架  
C-FRAME

序号 Index No.	件号 Part No.	名称 Description	数量 Q'ty
1	24Y-81-05000	弓形架 C-frame ass'y	1
2	175-71-11482	螺盖 cap	2
3	175-71-11491	螺栓 bolt	8
4	01643-22245	垫圈 washer	8
5	01580-12218	螺母 nut	8
6	154-70-19181	插销 pin	2
7	01010-51420	螺栓 bolt	2
8	205-06-62270	垫圈 washer	2
9	24Y-81-03000	撑杆 support	2
10	175-70-12160	轴盖 cap	2
11	01010-52095	螺栓 bolt	8
12	01643-52060	垫圈 washer	8
13	01010-51820	螺栓 bolt	4
14	01580-11815	螺母 nut	4
15	01643-51845	垫圈 washer	4
16	175-70-12130	螺杆 screw	2
17	24Y-81-00005	球接头 joint	2
18	24Y-81-04000	撑杆 brace	2
19	07020-01021	油杯 fitting grease	4
20	01010-51435	螺栓 bolt	4
21	01643-21445	垫圈 washer	4
22	24Y-81-00004	螺杆 screw	2
23	150-70-13411	插销 pin	2
24	170-70-12240	插销 pin	2
25	04050-04026	开口销 pin cotter	2
26	175-70-23133	耳轴 trunnion	2
27	01010-52450	螺栓 bolt	16
28	01643-32460	垫圈 washer	16
29	195-71-11520	销 pin	2
30	175-71-11351	销 pin	2

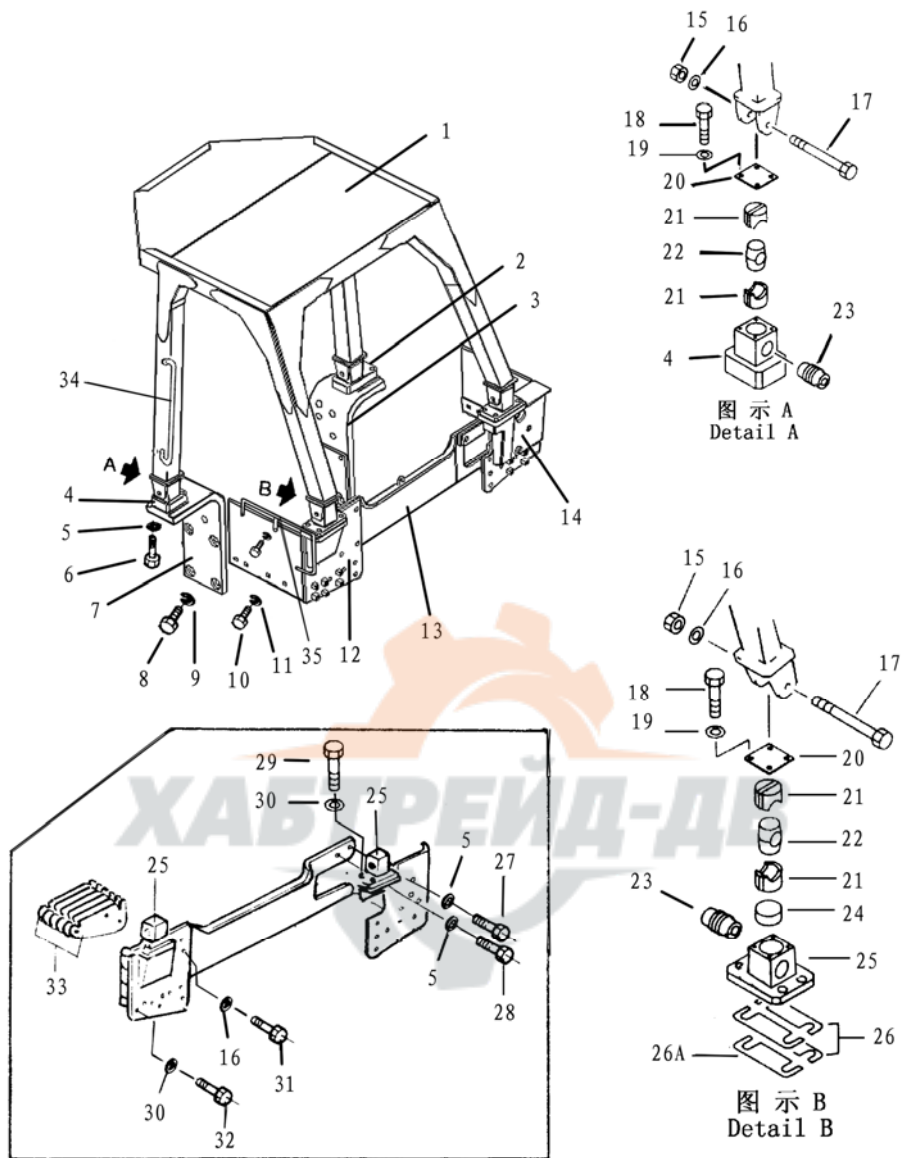
选用部件  
OPTIONAL PARTS



第 801 图

防 翻 滚 装 置 支 架

Fig.801 ROLL OVER PROTECTIVE STRUCTURE BRACKET





## 防翻滚装置支架

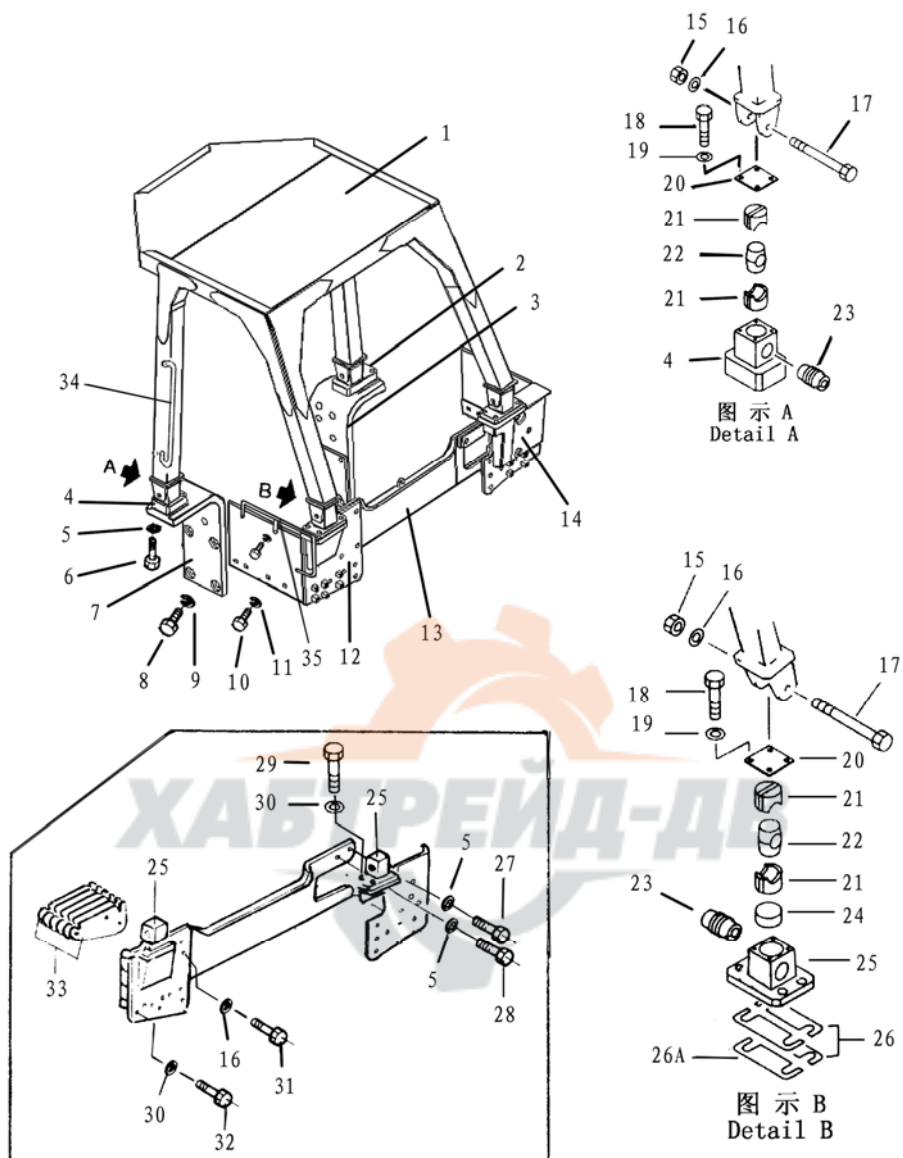
## ROLL OVER PROTECTIVE STRUCTURE BRACKET

序号 NO.	件号 PART NO.	名称 DESCRIPTION	数量 Q' TY
1	171-59-01000	防翻滚架 bracket	1
2	171-59-07000	托架(右) bracket r. h.	1
3	171-59-05000	右支撑架 bracket r. h.	1
4	171-59-06000	托架(左) bracket l. h.	1
5	01643-33080	垫圈 washer	10
6	01011-53020	螺栓 bolt	8
7	171-59-04000	左支撑架 bracket l. h.	1
8	01011-53310	螺栓 bolt	8
9	01643-33380	垫圈 washer	10
10	01010-51860	螺栓 bolt	8
11	01643-31845	垫圈 washer	8
12	171-59-09000	左护板 guard plate l. h.	1
13	171-59-02000	护板 guard plate	1
14	171-59-03000	右护板 guard plate r. h.	1
15	01580-12722	螺母 nut	4
16	01643-32780	垫圈 washer	8
17	175-978-5210	螺栓 bolt	4
18	01010-51230	螺栓 bolt	26
19	01643-31232	垫圈 washer	26
20	195-56-11320	板 plate	4
21	154-54-42220	橡胶 rubber	8
22	195-54-45490	块 block	4
23	195-54-45510	环 collar	4
24	171-59-00001	座 pedestal	2
25	171-59-08000	托架 bracket	2
26	175-978-1260	调整垫 shim adjusting	2
26A	175-978-1250	调整垫 shim adjusting	2
27	01011-53325	螺栓 bolt	1
28	01010-53385	螺栓 bolt	1

第 801 图

防 翻 滚 装 置 支 架


Fig.801 ROLL OVER PROTECTIVE STRUCTURE BRACKET



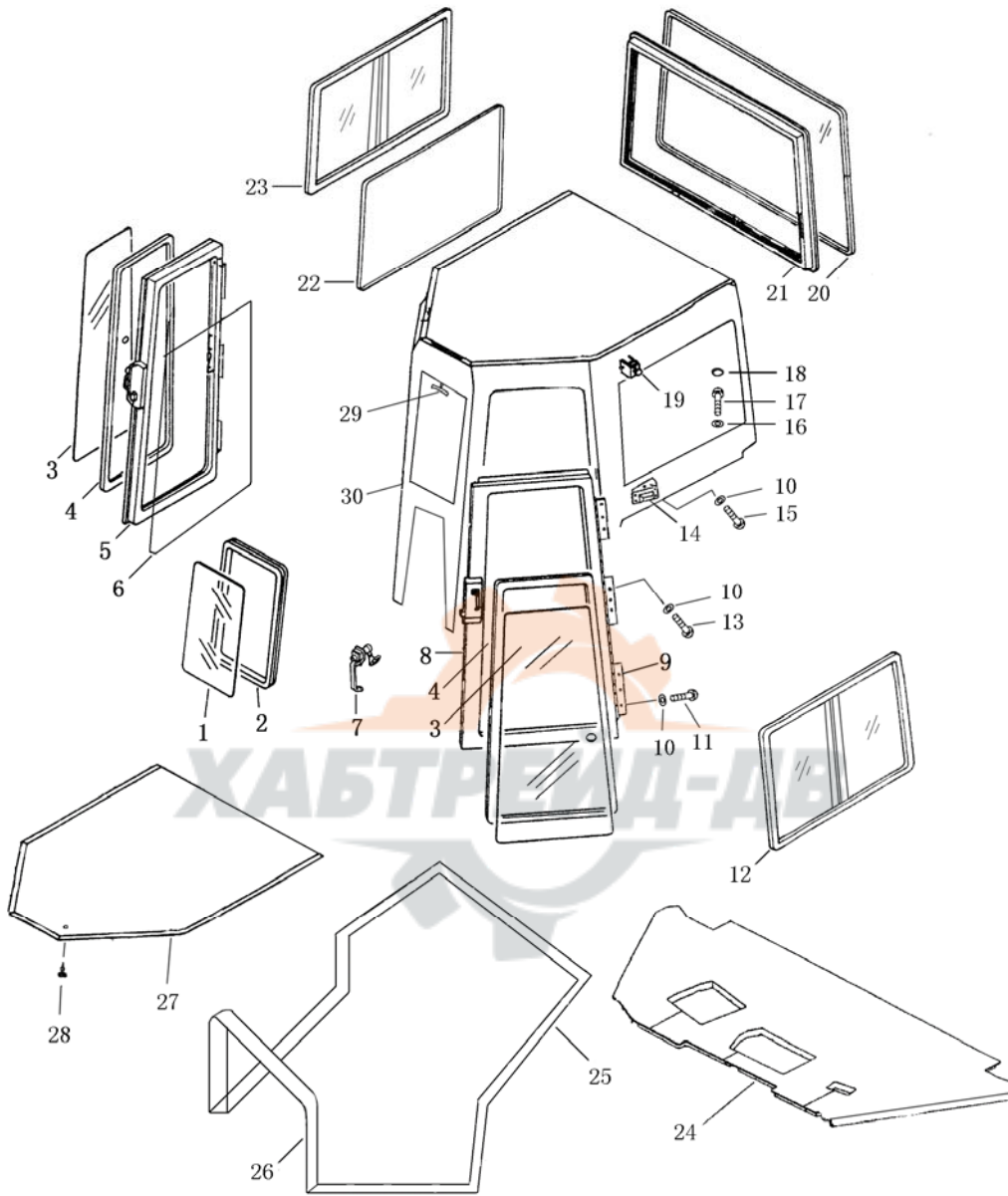
## 防翻滚装置支架

## ROLL OVER PROTECTIVE STRUCTURE BRACKET

序号 INDEX NO.	件号 PART NO.	名称 DESCRIPTION	数量 Q'TY
29	01010-52465	螺栓 bolt	8
30	01643-32460	垫圈 washer	20
31	01010-52770	螺栓 bolt	4
32	01010-52470	螺栓 bolt	12
33	175-978-1232	调整垫 shim	12
34	09420-01907	把手 handle	2
35	175-978-1270	把手 handle	2



第 802 图 驾驶室  
FIG. 802 CAB

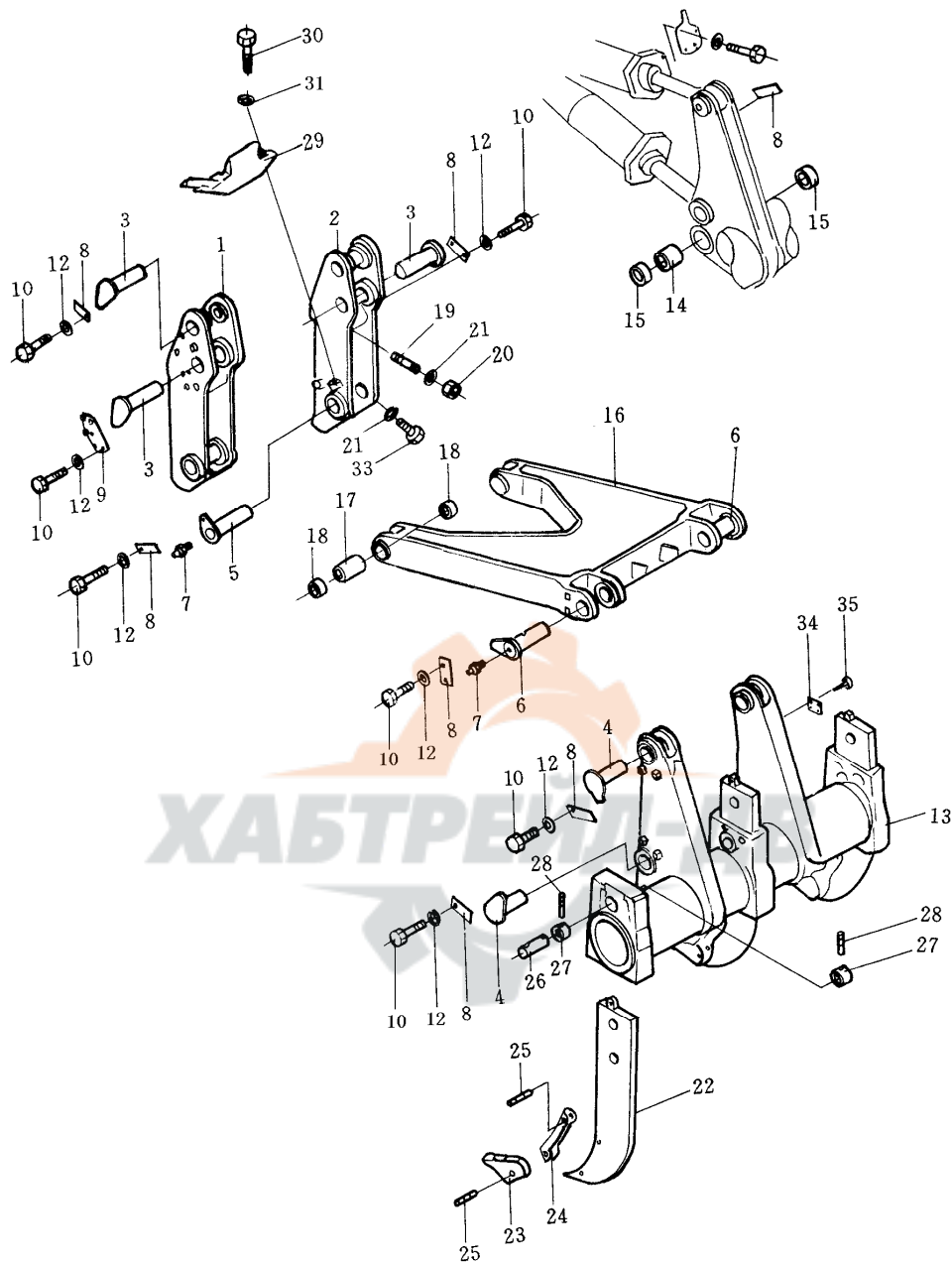


# 驾驶室

## CAB

序号 No.	件号 Part No.	名称 Description	数量 Q'ty
1	171-56-00005	玻璃 glass	1
2	171-56-00004	镶条 strip	1
3	171-56-00002	玻璃 glass	2
4	171-56-00001	镶条 strip	2
5	171-56-03000	门(右) door	1
6	171-56-06000	密封条 strip	2
7	16Y-56C-09000	锁 lock	1
8	171-56-02000	门(左) door	1
9	16Y-56C-04000	铰链 hinge	6
10	01643-31032	垫圈 washer	44
11	01010-51025	螺栓 bolt	18
12	171-56-04000	侧窗 window	1
13	01010-51040	螺栓 bolt	18
14	16Y-56C-11000	左碰锁 lock	1
	16Y-56C-12000	右碰锁 lock	1
15	01010-51020	螺栓 bolt	8
16	01643-31232	垫圈 washer	11
17	01010-51255	螺栓 bolt	11
18	16Y-56C-00007	盖 cover	11
19	16Y-56C-08000	缓冲垫 shim	4
20	171-56-00015	玻璃 glass	1
21	171-56-00014	镶条 strip	1
22	171-56-00003	镶条 strip	2
23	171-56-05000	侧窗 window	1
24	171-56-10000	地板垫 mat	1
25	171-56-00006	密封条 strip	1
26	171-56-00016	密封条 strip	1
27	171-56-08000	顶棚 garnish	1
28	16Y-56C-15000	钉 screw	14
29	16Y-56C-14000	后视镜 mirror	1
30	171-56-01000	框架 bracket	1

第 803 图 三齿松土器总成  
 Fig.803 TRIPLE-SHANK RIPPLER ASS'Y



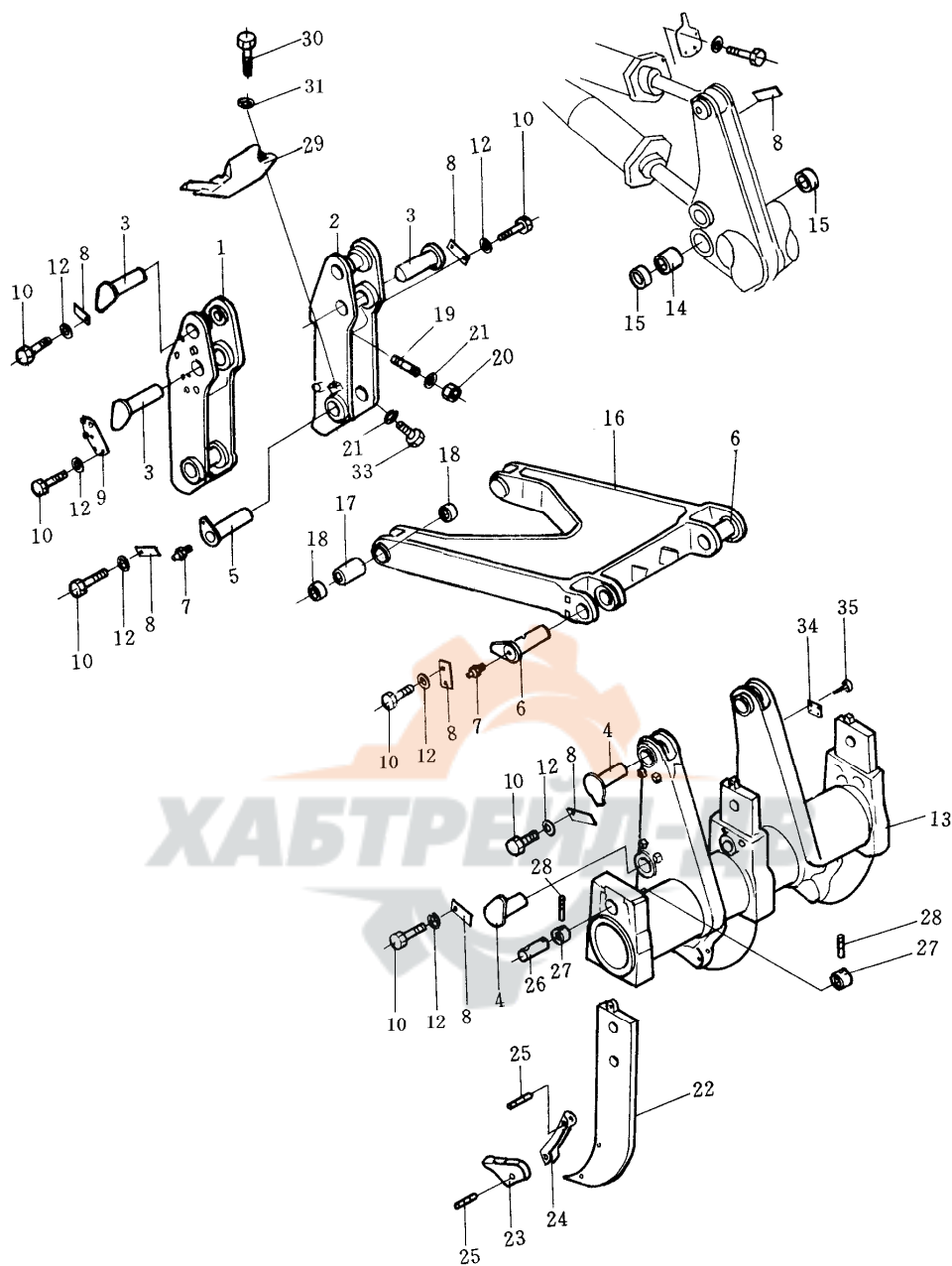
三齿松土器总成

TRIPLE-SHANK RIPPER ASS'Y

序号 Index No.	件号 Part No.	名称 Description	数量 Q'ty
1	175-78-61113	左托架 bracket, L.H	1
2	175-78-61124	右托架 bracket, R.H	1
3	175-78-61151	销 pin	4
4	175-78-61181	销 pin	4
5	175-78-61161	销 pin	2
6	175-78-61171	销 pin	2
7	07020-01018	油杯 fitting, grease	4
8	195-78-21171	板 plate	11
9	175-78-61371	板 plate	1
10	01010-52040	螺栓 bolt	25
12	01643-32060	垫圈 washer	25
	175-78-00081	横梁组件 beam ass'y	1
13	175-78-61141	梁 beam	1
14	175-78-61271	轴瓦 bushing	2
15	175-78-61281	防尘密封圈 seal, dust	4
	175-78-00090	连接架总成 arm ass'y	1
16	175-78-61132	连接架 arm	1
17	175-78-61261	轴瓦 bushing	2
18	175-78-61281	防尘密封圈 seal, dust	4
19	195-78-11270	双头螺栓 stud	4
20	195-69-11131	螺母 nut	4
21	195-69-11140	垫圈 washer	14
	175-78-00074	齿杆组件 shank ass'y	3
22	175-78-21615	松土支角 shank	3
23	175-78-31230	齿尖 point	3
24	195-78-21320	保护器 protector	3
25	175-78-21740	销套 bushing, pin	9
26	175-78-61331	销 pin	3
27	175-78-61341	环 collar	6

第 803 图 三齿松土器总成

Fig.803 TRIPLE-SHANK RIPPLER ASS'Y





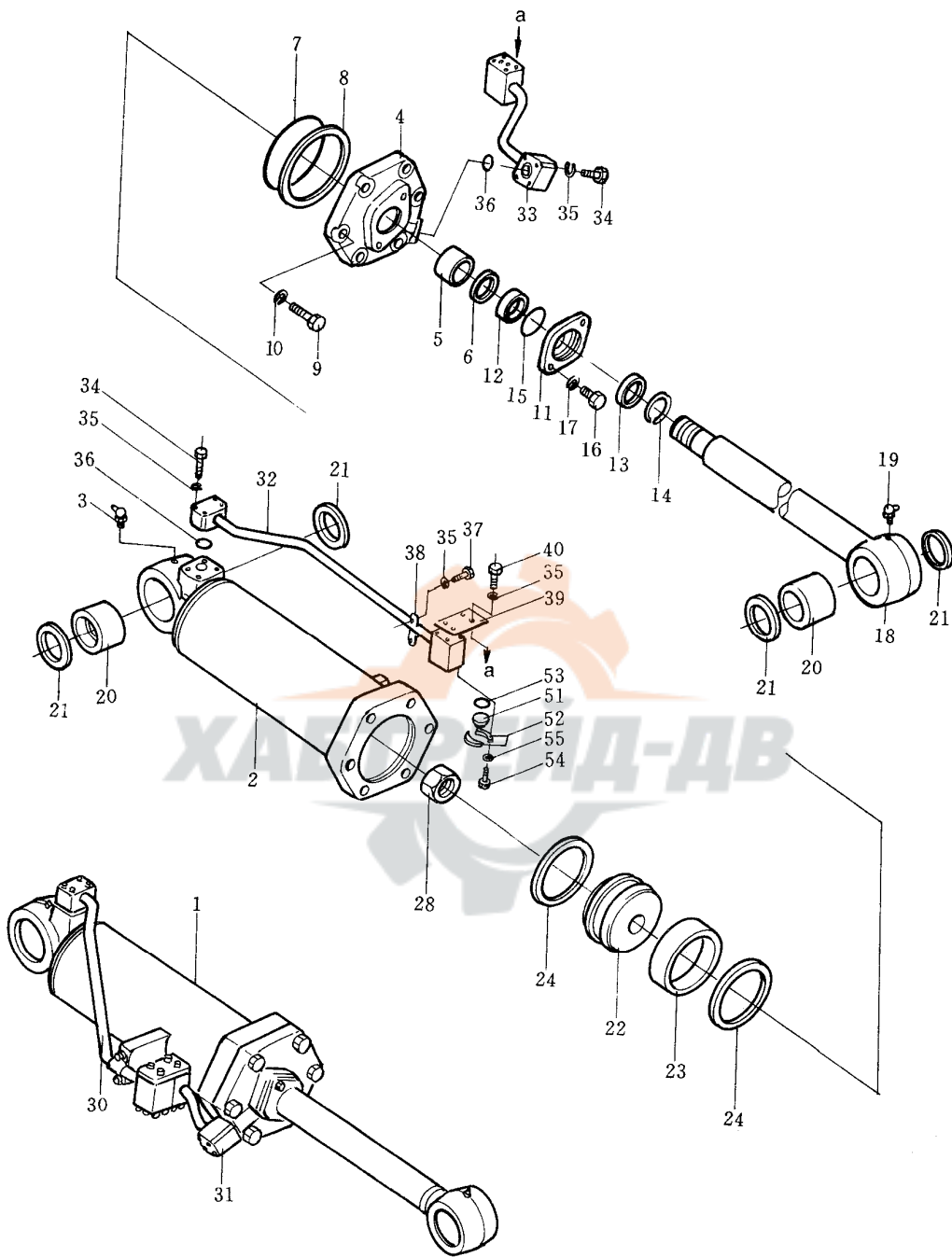
## 三齿松土器总成

## TRIPLE-SHANK RIPPER ASS'Y

序号 Index No.	件号 Part No.	名称 Description	数量 Q'ty
28	175-78-21740	销套 bushing, pin	6
29	175-78-61320	防护板 plate, guard	1
30	01010-51645	螺栓 bolt	4
31	01643-21645	垫圈 washer	4
32	01602-21648	弹簧垫圈 washer, spring	4
33	01018-33990	螺栓 bolt	10
34	09601-00835	铭牌板(限制供应) plate, name	1
35	04418-03060	螺旋铆钉 screw	4



第 804 图 松土器提升油缸  
 Fig.804 LIFT CYLINDER FOR RIPPER

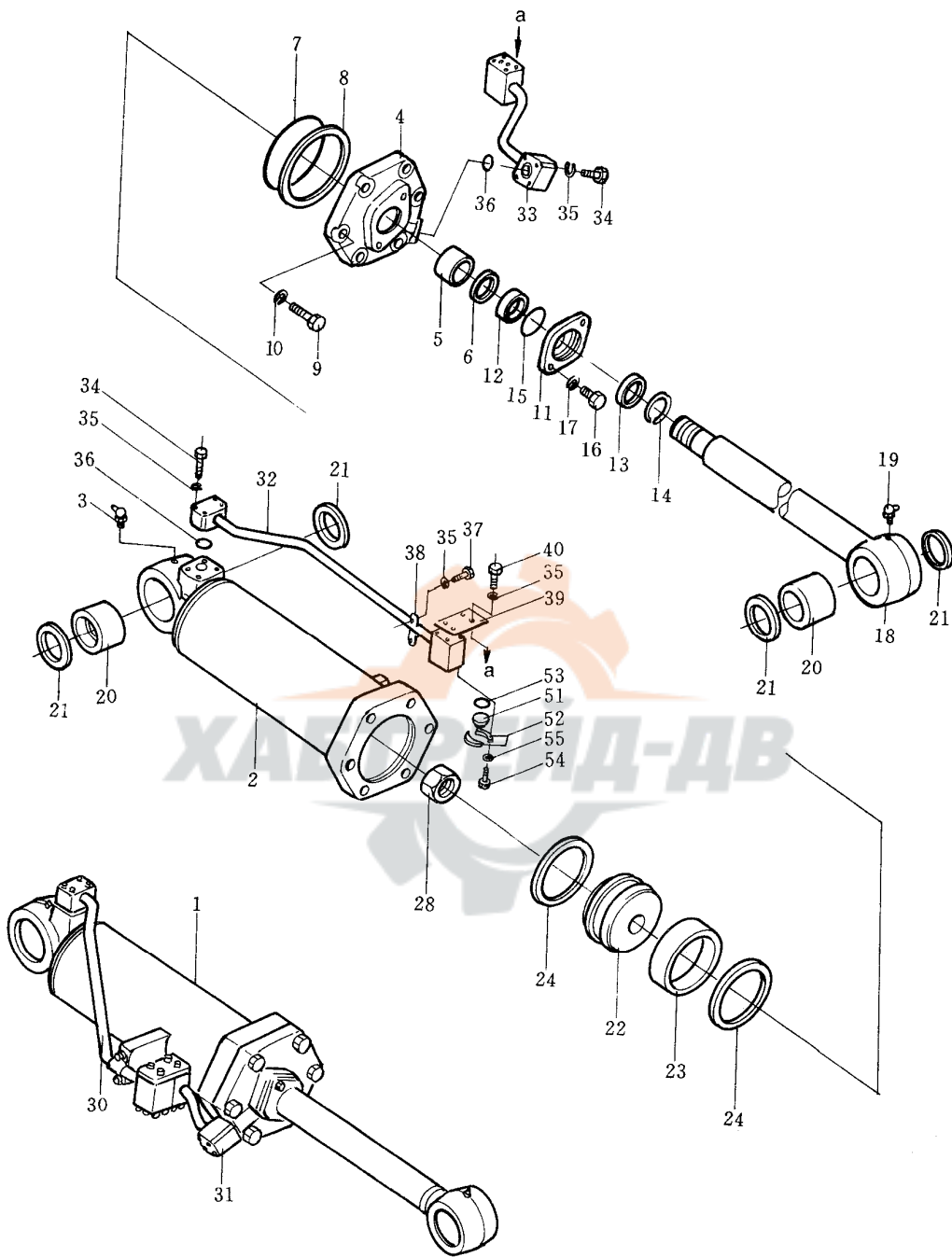


## 松土器提升油缸

### LIFT CYLINDER FOR RIPPER

序号 Index No.	件号 Part No.	名称 Description	数量 Q'ty
	175-63-42700	松土器提升油缸总成(左) lift cylinder ass'y L.H	1
	175-63-42800	松土器提升油缸总成(右) lift cylinder ass'y R.H	1
1	175-63-42243	左油缸 cylinder, L.H	1
2	175-63-42343	右油缸 cylinder, R.H	1
3	0701-01060	油杯 fitting, grease	1
4	195-63-42133	油缸头 head, cylinder	1
5	07177-09035	衬套 bushing	1
6	707-51-90110	活塞杆密封圈 packing, rod	1
7	07000-15220	O型圈 O-ring	1
8	07001-05220	挡圈 ring, snap	1
9	01050-53095	螺栓 bolt	6
10	01602-23075	弹簧垫圈 washer, spring	6
11	195-63-52470	密封盖 gland	1
12	07177-09020	衬套 bushing	1
13	195-63-94170	防尘圈 seal, dust	1
14	07179-00113	挡圈 ring, snap	1
15	07000-03110	O型圈 O-ring	1
16	01010-51865	螺栓 bolt	2
17	01602-21854	弹簧垫圈 washer, spring	2
18	175-63-42221	活塞杆 rod, piston	1
19	07021-01090	油杯 fitting, grease	1
20	07144-11110	衬套 bushing	2
21	07145-10110	防尘圈 seal, dust	4
22	707-36-22550	活塞 piston	1
23	07155-02250	活塞环 ring, piston	1
24	707-44-22080	活塞密封圈 packing, piston	2
28	175-63-52432	尼龙螺母 nut, nylon	1
30	175-63-42581	左管 tube, L.H	1
31	175-63-42482	左管 tube, L.H	1

第 804 图 松土器提升油缸  
 Fig.804 LIFT CYLINDER FOR RIPPER



松土器提升油缸

LIFT CYLINDER FOR RIPPER

序号 Index No.	件号 Part No.	名称 Description	数量 Q'ty
32	175-63-42591	右管 tube, R.H	1
33	175-63-42491	右管 tube, R.H	1
34	01010-51080	螺栓 bolt	8
35	01602-21030	弹簧垫圈 washer, spring	14
36	07000-13038	O型圈 O-ring	2
37	01010-51020	螺栓 bolt	2
38	07282-03411	管夹 clip, tube	1
39	175-63-42790	板 plate	1
40	01010-51025	螺栓 bolt	4
51	07378-11000	盖 cap	2
52	07371-31044	法兰 flange	4
53	07000-13032	O型圈 O-ring	2
54	01010-51030	螺栓 bolt	2
55	01602-21030	垫圈 washer	8

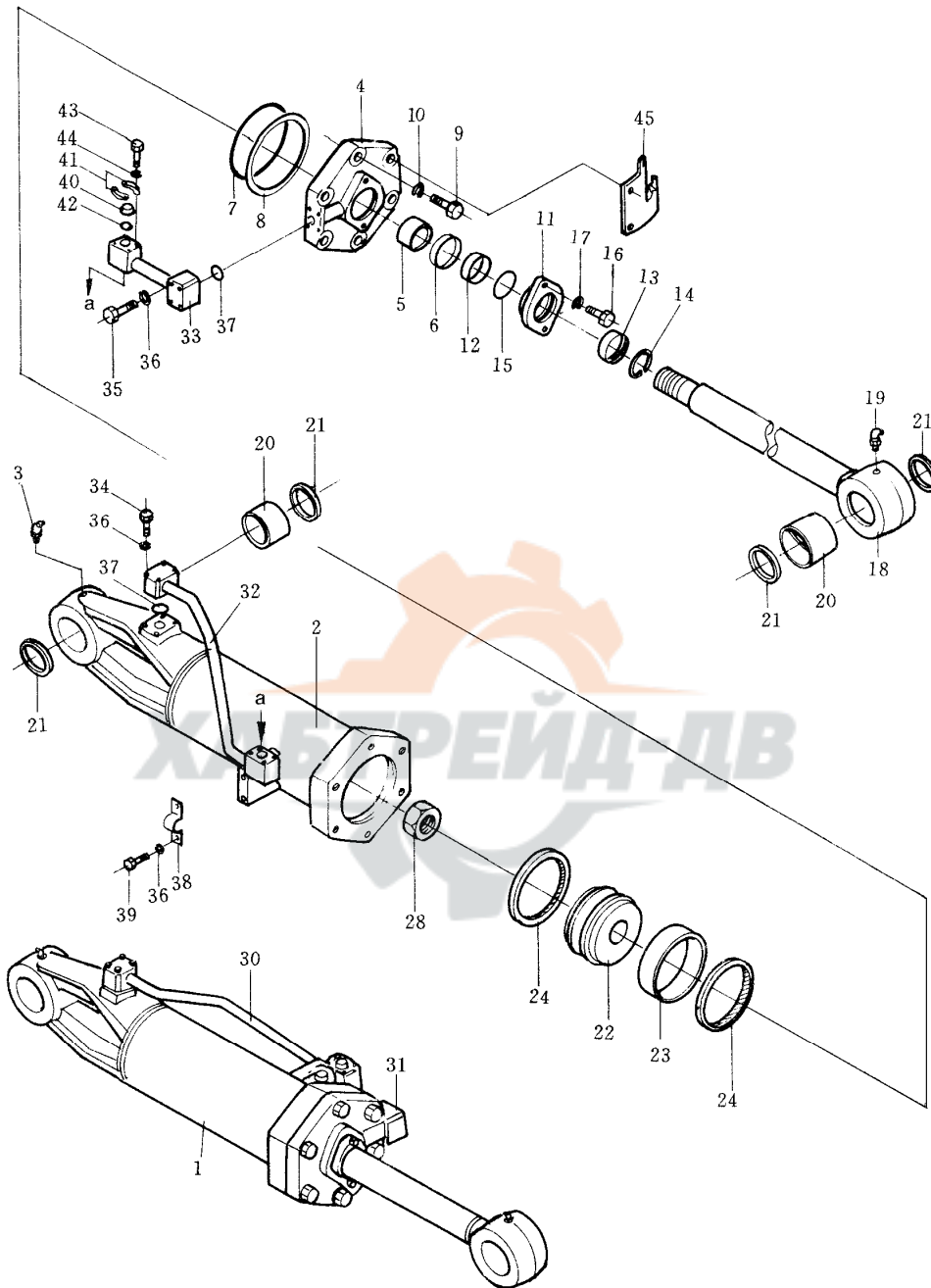


第 805 图

松土器倾斜油缸

Fig.805

TILT CYLINDER FOR RIPPER



## 松土器倾斜油缸

### TILT CYLINDER FOR RIPPER

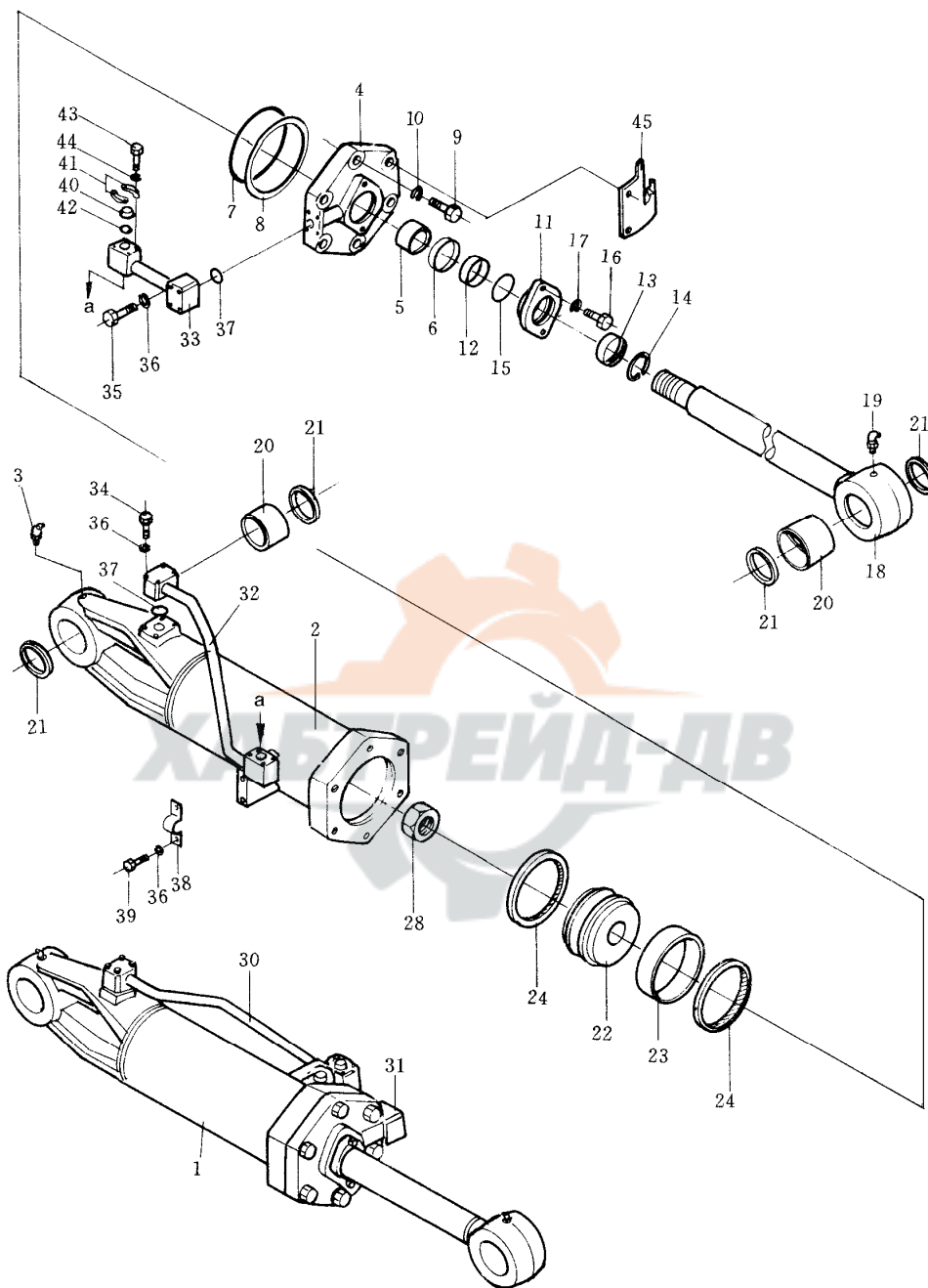
序号 Index No.	件号 Part No.	名称 Description	数量 Q'ty
	175-63-43700	松土器倾斜油缸组件(左) tilt cylinder ass'y, L.H	1
	175-63-43800	松土器倾斜油缸组件(右) tilt cylinder ass'y, R.H	1
1	175-63-43142	左油缸 cylinder, L.H	1
2	175-63-43242	右油缸 cylinder, R.H	1
3	07021-01060	油杯 fitting, grease	1
4	195-63-42133	油缸头 head, cylinder	1
5	07177-09035	衬套 bushing	1
6	707-51-90110	密封圈 packing, rod	1
7	07000-15220	O 型圈 O-ring	1
8	07001-05220	挡圈 ring, snap	1
9	01050-53095	螺栓 bolt	6
10	01602-23075	弹簧垫圈 washer, spring	6
11	195-63-52470	密封盖 gland	1
12	07177-09020	衬套 bushing	1
13	195-63-94170	防尘圈 seal, dust	1
14	07179-00113	挡圈 ring, snap	1
15	07000-03110	O 型圈 O-ring	1
16	01010-51865	螺栓 bolt	2
17	01602-21854	弹簧垫圈 washer, spring	2
18	175-63-43121	活塞杆 rod, piston	1
19	07021-01060	油杯 fitting, grease	1
20	07144-11110	衬套 bushing	2
21	07145-10110	防尘圈 seal, dust	4
22	707-36-22550	活塞 piston	1
23	07155-02250	活塞环 ring, piston	1
24	707-44-22080	活塞密封圈 packing, piston	2
28	175-63-52432	尼龙螺母 nut, nylon	1
30	175-63-43171	左管 tube, L.H	1
31	175-63-43271	左管 tube, L.H	1
32	175-63-43181	右管 tube, R.H	1

第 805 图

松土器倾斜油缸

Fig.805

TILT CYLINDER FOR RIPPER





松土器倾斜油缸

TILT CYLINDER FOR RIPPER

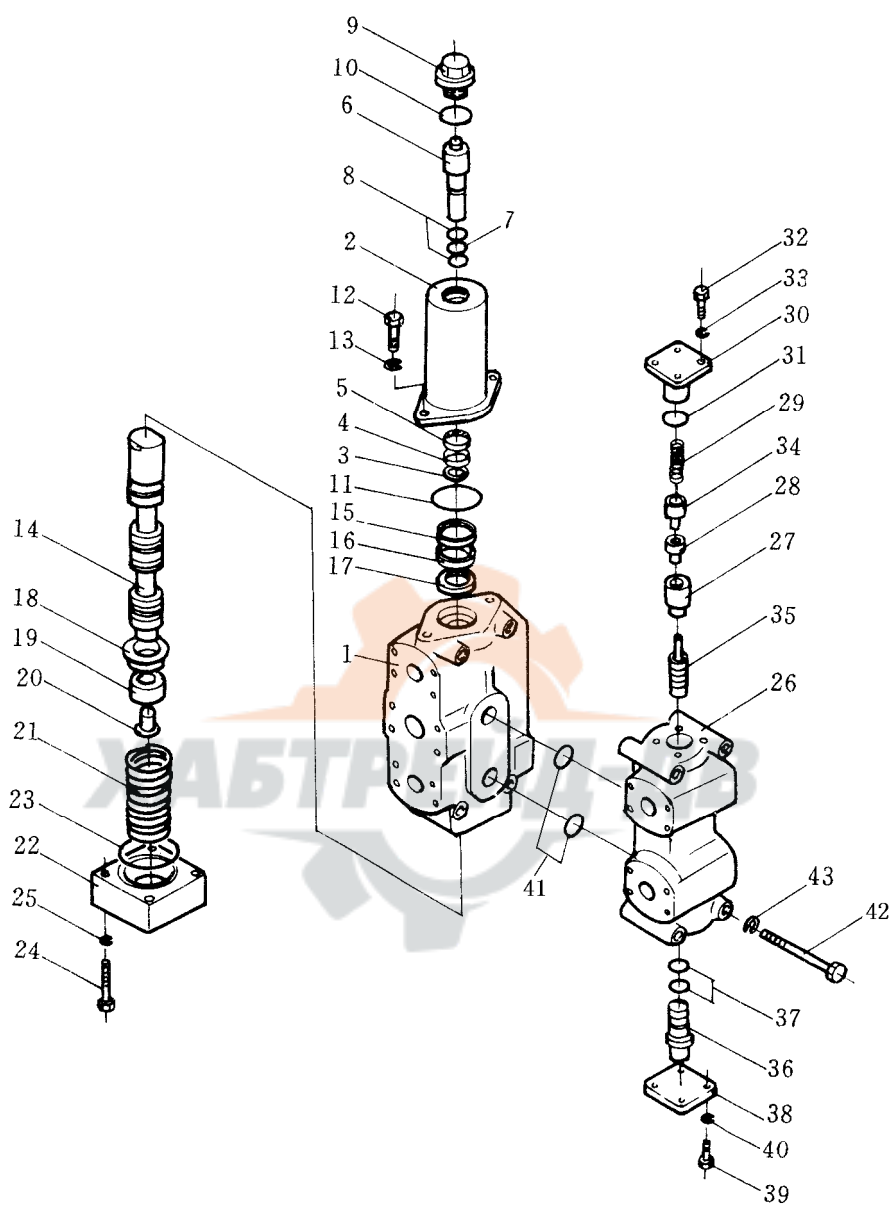
序号 Index No.	件号 Part No.	名称 Description	数量 Q'ty
33	175-63-43281	右管 tube, R.H	1
34	01010-51080	螺栓 bolt	4
35	01010-51065	螺栓 bolt	4
36	01602-21030	弹簧垫圈 washer, spring	10
37	07000-13038	O 型圈 O-ring	2
38	07282-03411	管夹 clip	1
39	01010-51020	螺栓 bolt	2
40	07378-11000	盖 cover	2
41	07371-31044	法兰 flange	4
42	07000-13032	O 型圈 O-ring	2
43	01010-51030	螺栓 bolt	8
44	01602-21030	托架 bracket	8



第 806 图

松土器选择阀

Fig.806 SELECTOR VALVE FOR RIPPER



## 松土器选择阀

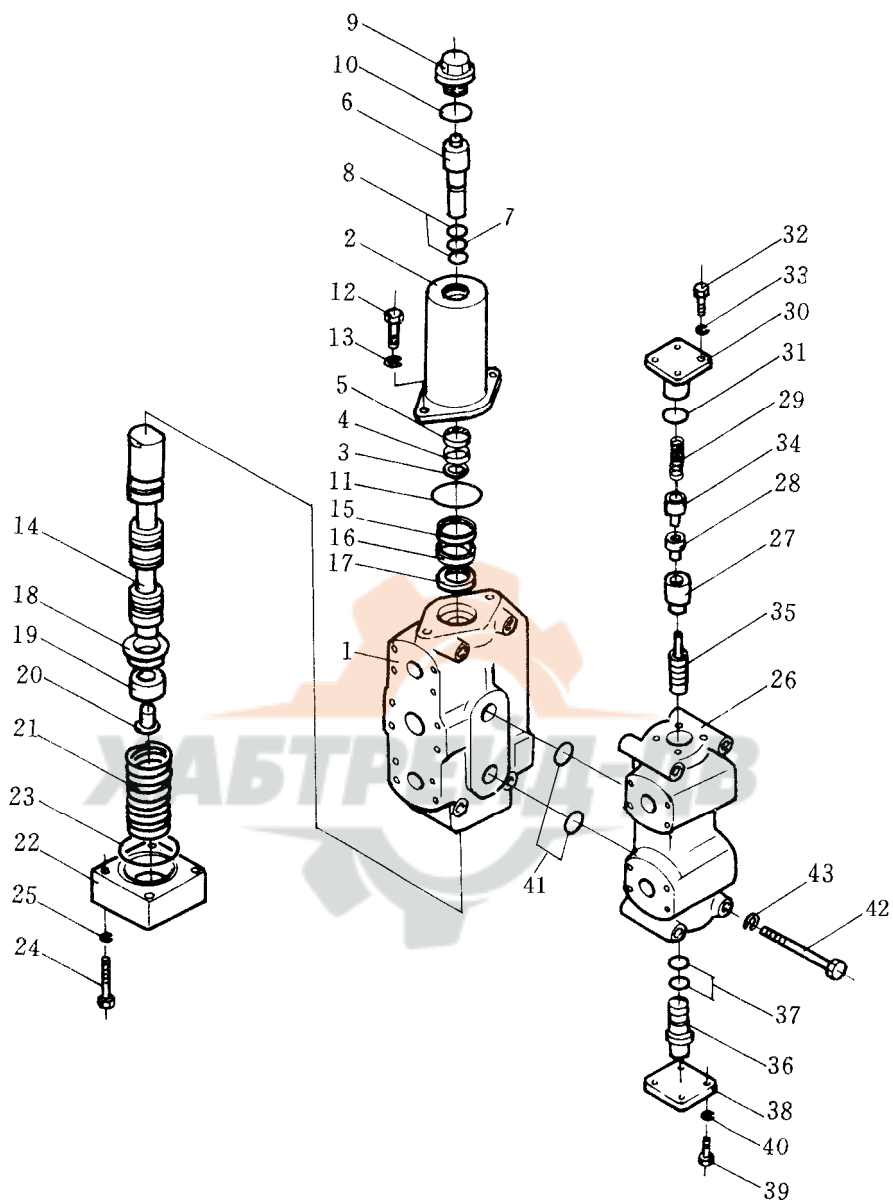
## SELECTOR VALVE FOR RIPPER

序号 Index No.	件号 Part No.	名称 Description	数量 Q'ty
	700-61-13006	PC 阀总成 valve ass'y	1
1	700-61-33111	阀体 body, valve	1
2	700-61-33410	体 body	1
3	700-61-33450	挡圈 ring, snap	1
4	700-61-33440	衬套 spacer	1
5	07016-00226	防尘圈 seal, dust	1
6	700-61-33430	阀杆 rod, valve	1
7	07000-02018	O 型圈 O-ring	1
8	07001-02018	密封圈 ring, back-up	2
9	700-61-33420	螺塞 plug	1
10	07002-03634	O 型圈 O-ring	1
11	07000-02065	O 型圈 O-ring	1
12	01010-51235	螺栓 bolt	2
13	01602-21236	弹簧垫圈 washer, spring	2
14	700-16-33460	阀杆 spool	1
15	07016-00407	防尘圈 seal, dust	1
16	700-52-31310	套环 collar	1
17	07006-00040	U 型油封 U-packing	1
18	700-61-33470	护圈 retainer	1
19	700-61-33510	套环 collar	1
20	700-61-33520	螺塞 plug	1
21	700-61-33481	弹簧 spring	4
22	700-61-33490	盖 cover	1
23	07000-02070	O 型圈 O-ring	1
24	01010-51060	螺栓 bolt	4
25	01602-21030	弹簧垫圈 washer, spring	4
26	700-61-34111	阀体 body, valve	1
27	700-61-34220	止回阀 valve, check	1
28	700-61-34340	止回阀 valve, check	1

第 806 图

松土器选择阀

Fig.806 SELECTOR VALVE FOR RIPPER



## 松土器选择阀

## SELECTOR VALVE FOR RIPPER

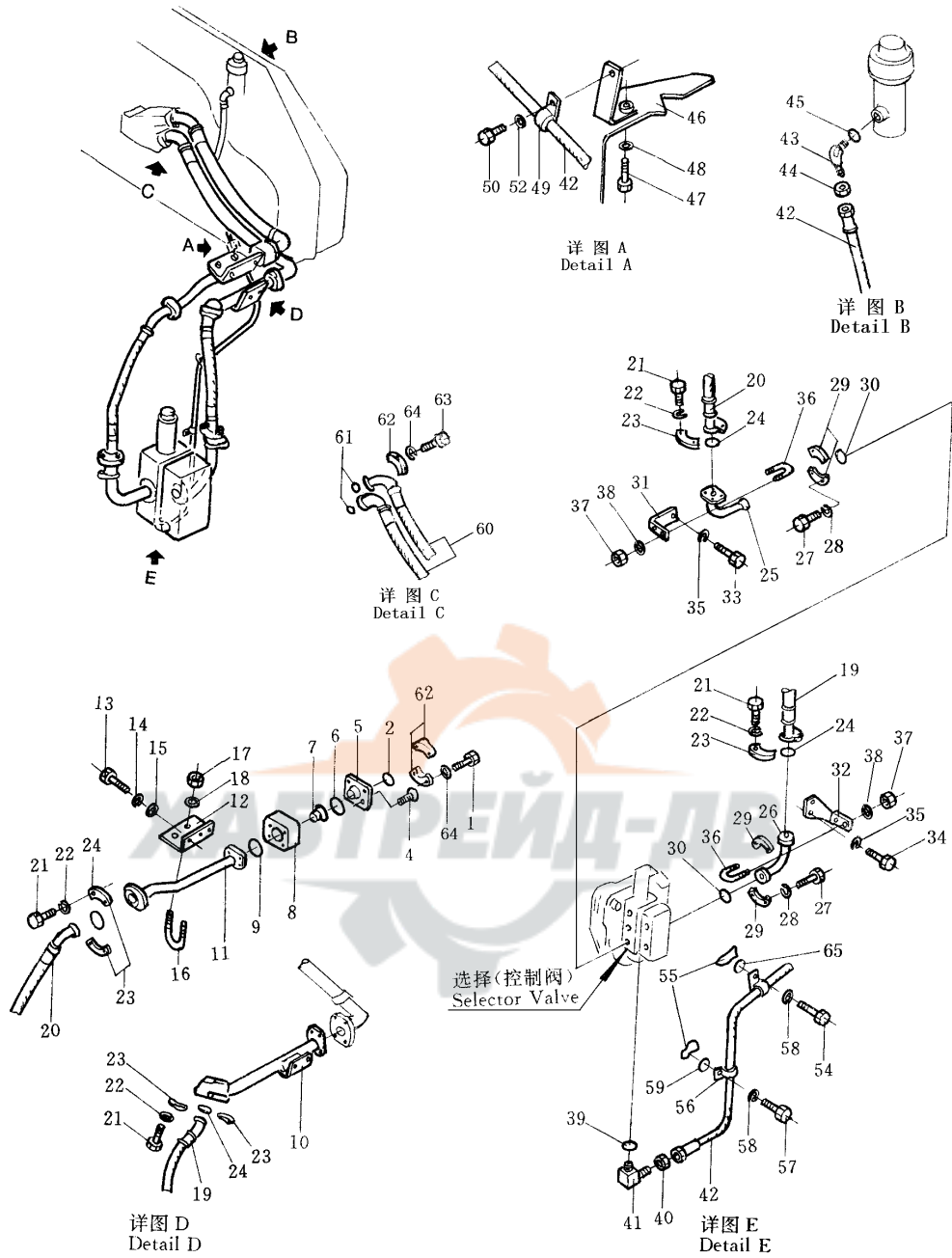
序号 Index No.	件号 Part No.	名称 Description	数量 Q'ty
29	700-61-34230	弹簧 spring	1
30	700-61-34141	螺塞 plug	1
31	07000-13025	O型圈 O-ring	1
32	01010-51030	螺栓 bolt	4
33	01602-21030	垫圈 washer	4
34	700-61-34510	制动器 stopper	1
35	700-61-34330	活塞 piston, pilot	1
36	700-61-34320	螺塞 plug	1
37	07000-12021	O型圈 O-ring	2
38	700-61-34310	板 plate	1
39	01010-51030	螺栓 bolt	4
40	01602-21030	垫圈 washer	4
41	07000-13035	O型圈 O-ring	2
42	01011-51000	螺栓 bolt	4
43	01602-21030	垫圈 washer	4

第 807 图

松土器管路总成

Fig.807

PIPING ASS'Y FOR RIPPER



松土器管路总成

PIPING ASS'Y FOR RIPPER

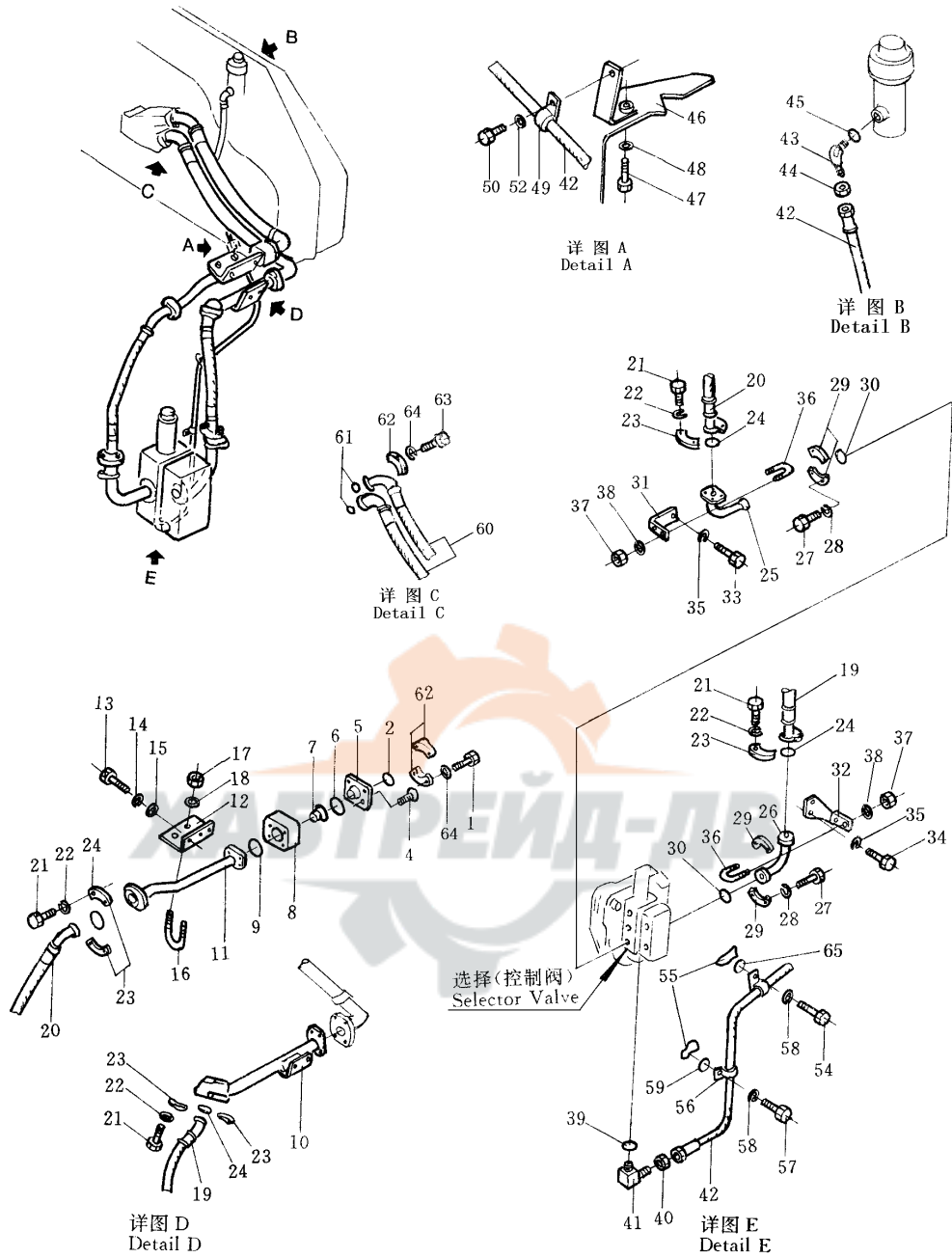
序号 Index No.	件号 Part No.	名称 Description	数量 Q'ty
1	01010-51295	螺栓 bolt	4
2	07000-13048	O型圈 O-ring	2
	175-78-62101	阀总成 valve ass'y	1
4	01224-40620	螺钉 screw	2
5	175-78-62140	法兰 flange	1
6	07000-12055	O型圈 O-ring	1
7	175-78-62151	阀 valve	1
8	175-78-62260	法兰 flange	1
9	07000-31048	O型圈 O-ring	1
10	175-78-62163	管 tube	1
11	175-78-62173	管 tube	1
12	175-78-62123	托架 bracket	1
13	01010-51235	螺栓 bolt	5
14	01602-21236	弹簧垫圈 washer, spring	5
15	01643-31232	垫圈 washer	5
16	07283-24354	卡夹 clip	2
17	01599-01011	螺母 nut	4
18	01643-31032	垫圈 washer	4
19	07114-01406	软管 hose	1
20	07114-01407	软管 hose	1
21	01010-51240	螺栓 bolt	16
22	01602-21236	弹簧垫圈 washer, spring	16
23	07371-31465	法兰 flange	8
24	07000-13048	O型圈 O-ring	4
25	175-78-63110	左管 tube, L.H	1
26	175-78-63250	右管 tube, R.H	1
27	01010-51240	螺栓 bolt	8
28	01602-21236	弹簧垫圈 washer, spring	8
29	07371-31465	法兰 flange	4
30	07000-13048	O型圈 O-ring	2
31	175-78-63230	左托架 bracket, L.H	1
32	175-78-63241	右托架 bracket, R.H	1
33	01010-51235	螺栓 bolt	2
34	01010-51240	螺栓 bolt	2

第 807 图

松土器管路总成

Fig.807

PIPING ASS'Y FOR RIPPER





松土器管路总成

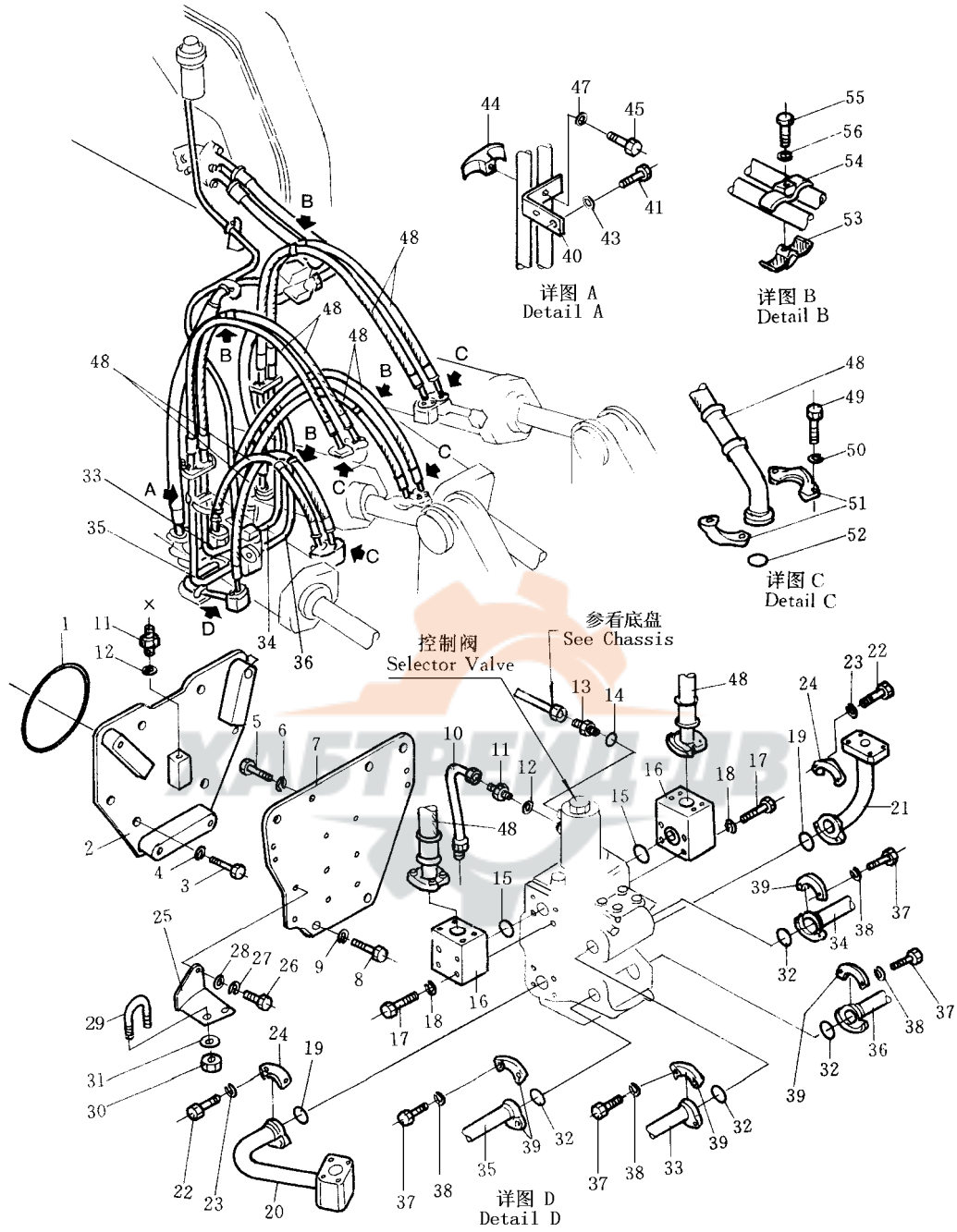
PIPING ASS'Y FOR RIPPER

序号 Index No.	件号 Part No.	名称 Description	数量 Q'ty
35	01602-21236	弹簧垫圈 washer, spring	4
36	07283-24346	卡夹 clip	2
37	01599-01011	螺母 nut	4
38	01643-31032	垫圈 washer	4
39	07002-01623	O型圈 O-ring	1
40	01583-11610	螺母 nut	1
41	175-78-32170	弯管头 elbow	1
42	07113-00320	软管 hose	1
43	07234-10315	弯管头 elbow	1
44	07239-12009	螺母 nut	1
45	07002-02034	O型圈 O-ring	1
46	175-78-65120	托架 bracket	1
47	01010-51030	螺栓 bolt	2
48	01602-21030	弹簧垫圈 washer, spring	2
49	195-79-12181	卡夹 clip	1
50	01010-51025	螺栓 bolt	1
51	01602-21030	弹簧垫圈 washer, spring	1
52	01643-31032	垫圈 washer	1
54	01010-51235	螺栓 bolt	1
55	195-79-12181	卡夹 clip	2
56	195-78-22471	卡夹 clip	2
57	01010-51025	螺栓 bolt	1
58	01602-21030	弹簧垫圈 washer, spring	1
59	01643-31032	垫圈 washer	2
60	175-78-62480	软管 hose	2
61	07000-13048	O型圈 O-ring	2
62	07371-31465	法兰 flange	8
63	01010-51240	螺栓 bolt	12
64	01602-21236	弹簧垫圈 washer, spring	16
65	01643-31232	垫圈 washer	1

第 808 图

松土器油缸管路

Fig.808 CYLINDER PIPING FOR RIPPER



松土器油缸管路

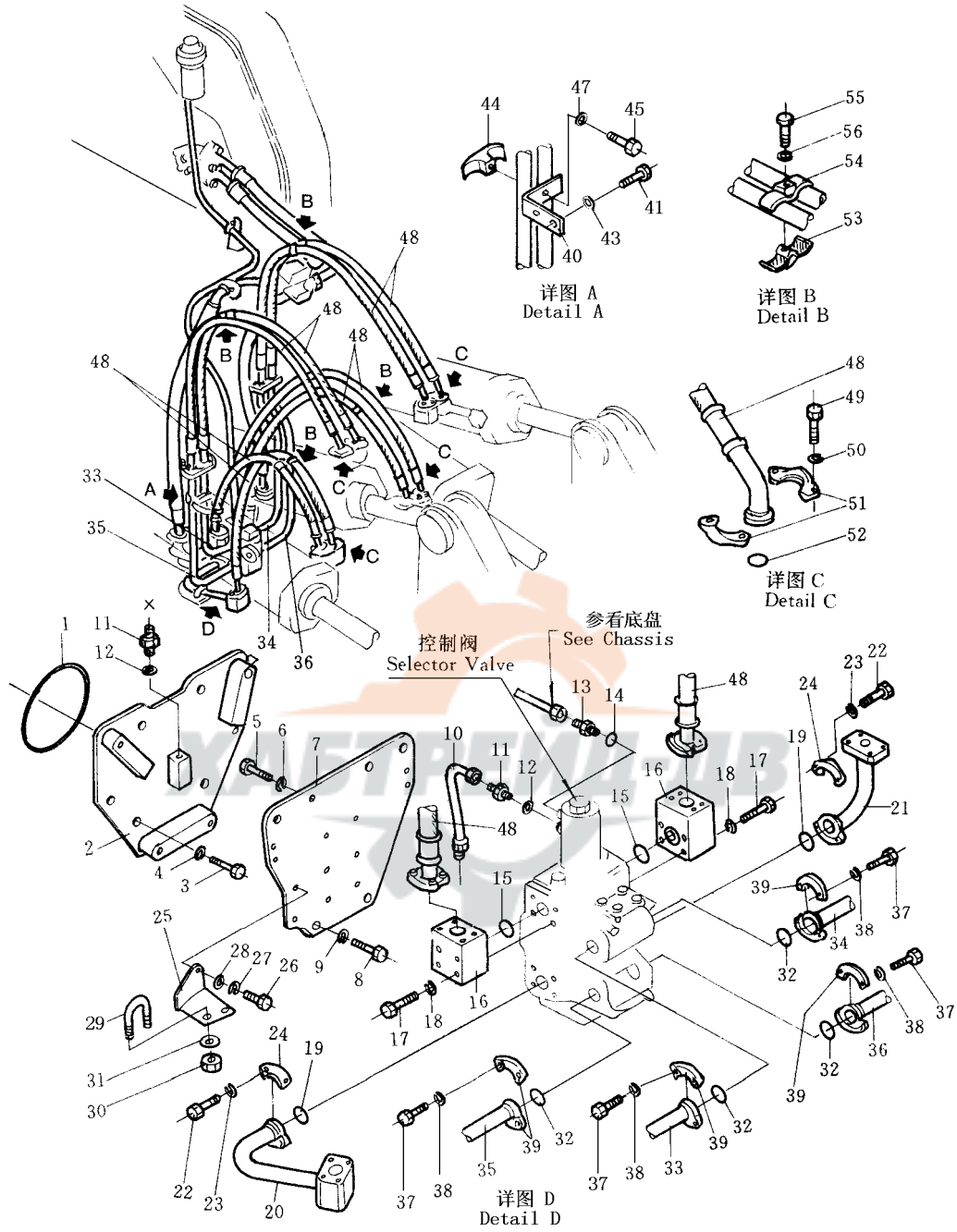
CYLINDER PIPING FOR RIPPER

序号 Index No.	件号 Part No.	名称 Description	数量 Q'ty
1	07000-05195	O 型圈 O-ring	1
2	195-78-45240	板 plate	1
3	01010-52050	螺栓 bolt	6
4	01602-22060	垫圈 washer	6
5	01050-51230	螺栓 bolt	6
6	01602-21236	垫圈 washer	6
7	195-78-45250	板 plate	1
8	01010-52050	螺栓 bolt	4
9	01602-22060	垫圈 washer	4
10	195-78-22651	管 tube	1
11	07211-51016	管接头 nipple	2
12	07005-01612	衬垫 gasket	2
13	07230-10315	管接头 nipple	1
14	07002-01034	O 型圈 O-ring	1
15	07000-13038	O 型圈 O-ring	2
16	195-78-22150	弯头 elbow	2
17	01010-51085	螺栓 bolt	8
18	01602-01030	垫圈 washer	8
19	07000-13038	O 型圈 O-ring	2
20	175-78-63130	管(左面) tube, L.H	1
21	175-78-63161	管(右面) tube, R.H	1
22	01010-51035	螺栓 bolt	8
23	01602-21030	垫圈 washer	8
24	07371-31255	拼合法兰 flange, split	4
25	195-78-45260	托架 bracket	1
26	01010-51240	螺栓 bolt	2
27	01602-21236	垫圈 washer	2
28	01643-31232	垫圈 washer	2

第 808 图

松土器油缸管路

Fig.808 CYLINDER PIPING FOR RIPPER

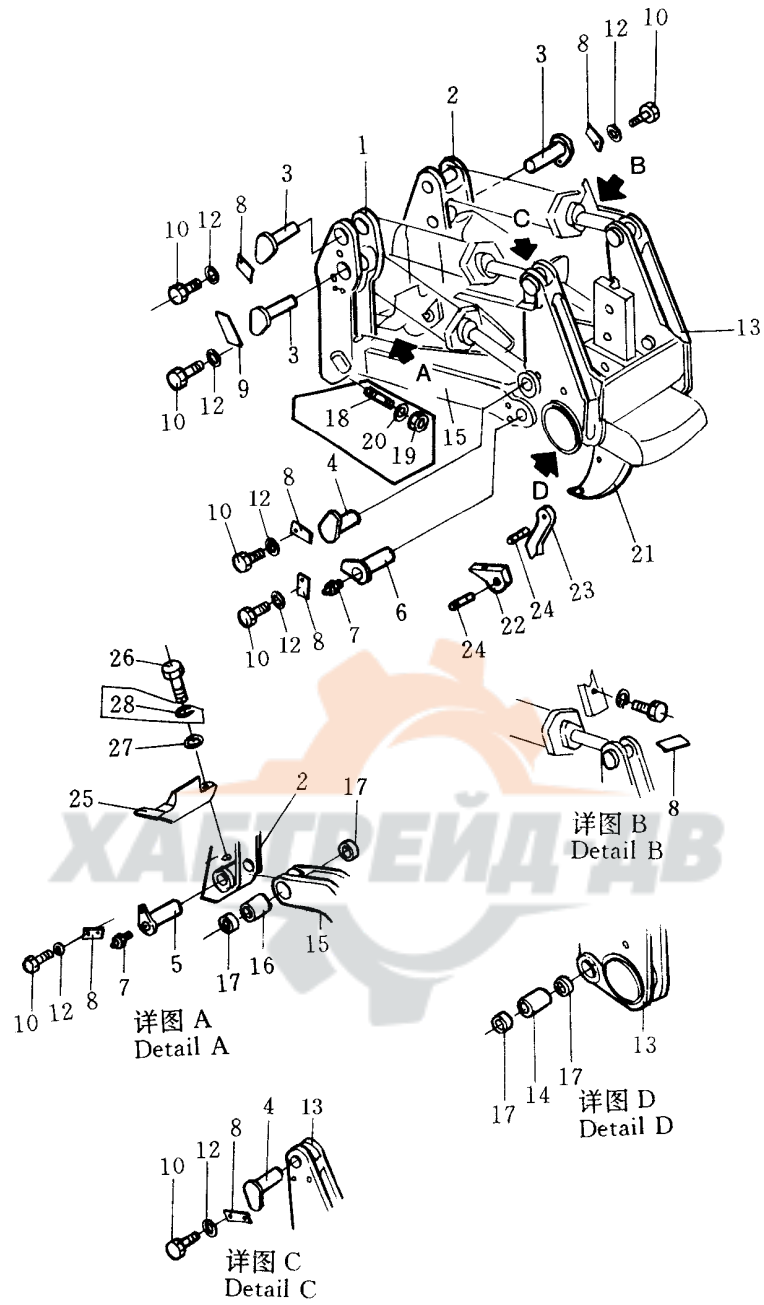


松土器油缸管路

CYLINDER PIPING FOR RIPPER

序号 Index No.	件号 Part No.	名称 Description	数量 Q'ty
29	07283-23450	卡箍 clip	1
30	01599-01011	螺母 nut	2
31	01643-31032	垫圈 washer	2
32	07000-13038	O型圈 O-ring	4
33	175-78-63180	管(左面) tube, L.H	1
34	175-78-63190	管(右面) tube, R.H	1
35	175-78-63210	管(左面) tube, L.H	1
36	175-78-63220	管(右面) tube, R.H	1
37	01010-51035	螺栓 bolt	16
38	01602-21030	垫圈 washer	16
39	07371-31255	拼合法兰 flange, split	8
40	195-78-45211	托板 bracket	2
41	01010-51235	螺栓 bolt	4
42	01602-21236	垫圈 washer	4
43	01643-31232	垫圈 washer	4
44	195-78-45270	卡夹 clip	2
45	01010-51235	螺栓 bolt	2
46	01602-21236	垫圈 washer	2
47	01643-31232	垫圈 washer	2
48	07114-01015	软管 hose	8
49	01010-51030	螺栓 bolt	64
50	01602-21030	垫圈 washer	64
51	07371-31049	拼合法兰 flange, split	32
52	07000-13032	O型圈 O-ring	16
53	195-78-22320	管夹 clip	4
54	195-78-22330	管夹 clip	4
55	01010-51265	螺栓 bolt	4
56	01602-21236	垫圈 washer	4

第 809 图 单齿松土器总成  
 Fig.809 SINGLE SHANK RIPPER ASS'Y

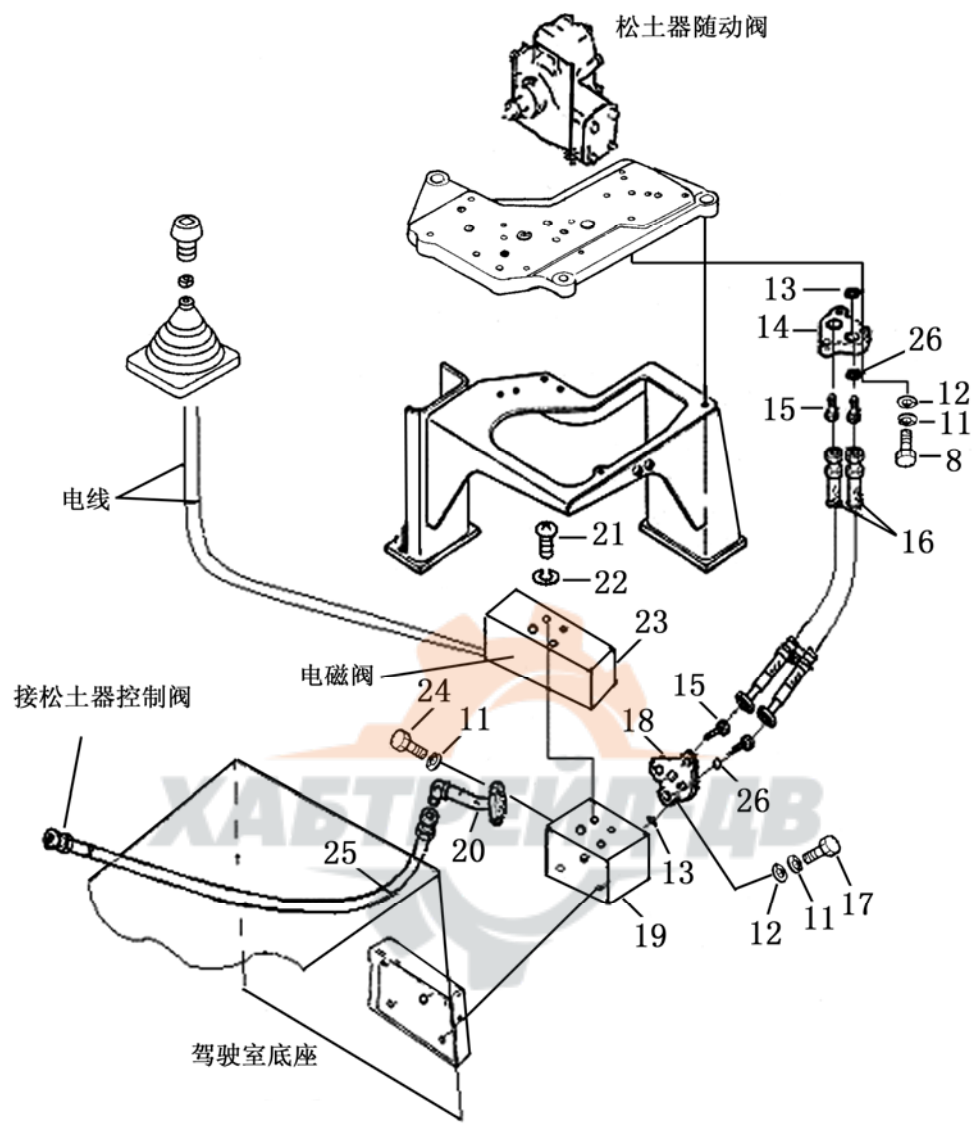


单齿松土器总成

SINGLE SHANK RIPPER ASS'Y

序号 Index No.	件号 Part No.	名称 Description	数量 Q'ty
1	175-78-61113	左托架 bracket, L.H	1
2	175-78-61124	右托架 bracket, R.H	1
3	175-78-61151	销 pin	4
4	175-78-61181	销 pin	4
5	175-78-61161	销 pin	2
6	175-78-61171	销 pin	2
7	07020-01018	油杯 fitting, grease	4
8	195-78-21171	板 plate	11
9	24Y-89-10000	板 plate	1
10	01010-52045	螺栓 bolt	25
12	01643-32060	垫圈 washer	25
13	24Y-89-20000	横梁 beam	1
14	175-78-61271	轴瓦 bushing	2
15	175-78-61132	连接架 arm	1
16	175-78-61261	轴瓦 bushing	2
17	175-78-61281	密封圈 seal, dust	8
18	195-78-11270	双头螺栓 stud	4
19	195-69-11131	螺母 nut	4
20	195-69-11140	垫圈 washer	14
21	24Y-89-30000	松土支角 shank	1
22	175-78-31230	齿尖 point	1
23	195-78-21320	保护器 protector	1
24	175-78-21740	销总成 pin ass'y	5
25	175-78-61320	防护板 plate, guard	1
26	01010-51640	螺栓 bolt	4
27	01643-31645	垫圈 washer	4
28	01602-01648	垫圈 washer	4

第 810 图 松土器控制杆  
 Fig.810 RIPPER CONTROL LEVER





松土器控制杆

RIPPER CONTROL LEVER

序号 Index No.	件号 Part No.	名称 Description	数量 Q'ty
8	01011-51030	螺栓 bolt	4
11	01602-21030	垫圈 washer	8
12	01643-31032	垫圈 washer	8
13	07000-03022	O型圈 O-ring	4
14	23Y-89B-00001	法兰 flange	1
15	07230-20210	接头 elbow	4
16	07102-20204	软管 hose	2
17	01011-51005	螺栓 bolt	4
18	23Y-89B-00002	法兰 flange	1
19	171-86-04000	阀座 seat, valve	1
20	23Y-89-12100	接头 elbow	2
21	01252-30640	螺栓 bolt	4
22	01602-50619	垫圈 washer	4
23	171-86-05000	电磁阀 radiotube	1
24	01010-51025	螺栓 bolt	2
25	07102-20314	软管 hose	1
26	07005-01412	密封垫圈 washer	4